

CALIFORNIA DEPARTMENT OF JUSTICE

ASSET FORFEITURE

ANNUAL REPORT
2009
ANNUAL REPORT



EDMUND G. BROWN JR. ATTORNEY GENERAL

CALIFORNIA DEPARTMENT OF JUSTICE

ASSET FORFEITURE

ANNUAL REPORT
2009
ANNUAL REPORT

EDMUND G. BROWN JR. ATTORNEY GENERAL



Prepared by
Division of Law Enforcement - Bureau of Narcotic Enforcement

Health and Safety Code Section 11495

11495. (a) The funds received by the law enforcement agencies under Section 11489 shall be deposited into an account maintained by the Controller, county auditor, or city treasurer. These funds shall be distributed to the law enforcement agencies at their request. The Controller, auditor, or treasurer shall maintain a record of these disbursements which records shall be open to public inspection, subject to the privileges contained in Sections 1040, 1041, and 1042 of the Evidence Code.

(b) Upon request of the governing body of the jurisdiction in which the distributions are made, the Controller, auditor, or treasurer shall conduct an audit of these funds and their use. In the case of the state, the governing body shall be the Legislature.

(c) Each year, the Attorney General shall publish a report which sets forth the following information for the state, each county, each city, and each city and county:

(1) The number of forfeiture actions initiated.

(2) The number of cases and the administrative number or court docket number of each case for which forfeiture was ordered or declared.

(3) The value of the assets forfeited.

(4) The recipients of the forfeited assets, the amounts received, and the date of the disbursement.

(d) The Attorney General shall develop administrative guidelines for the collection and publication of the information required in subdivision (c).

(e) The Attorney General's report shall cover the calendar year and shall be made no later than March 1 of each year beginning with the year after the enactment of this law.

Table of Contents

Introduction.....	1
Highlights.....	2
Methodology.....	3
Asset Forfeiture Statistical Data	5
Forfeitures Initiated.....	6
Forfeitures Completed	13
Alameda.....	20
Amador	39
Butte.....	40
Calaveras.....	48
Contra Costa	49
El Dorado	75
Fresno	77
Glenn.....	94
Humboldt	95
Imperial.....	100
Kern	104
Kings.....	117
Lake	118
Lassen	126
Los Angeles	127
Madera	225
Marin.....	233
Mendocino	235
Merced	264
Monterey.....	268
Napa.....	277
Nevada	280
Orange.....	281
Placer	318
Plumas.....	325

Forfeitures Completed (continued)

Riverside	327
Sacramento	370
San Bernardino	406
San Diego.....	431
San Francisco.....	433
San Joaquin	467
San Luis Obispo.....	483
San Mateo	488
Santa Barbara.....	499
Santa Clara.....	509
Santa Cruz.....	517
Shasta	521
Siskiyou	526
Solano	527
Sonoma	544
Stanislaus	550
Sutter	558
Tehama.....	560
Tulare	562
Tuolumne.....	565
Ventura.....	566
Yolo.....	576
Yuba.....	582



Introduction

California Health and Safety Code section 11495, which became effective August 19, 1994, as part of the state's current asset forfeiture statutes, requires the Attorney General to publish an annual report that provides the following information for the state and each county:

- ◆ The number of forfeiture actions initiated during the report year.

- ◆ The number of cases and the administrative number or court docket number of each case for which forfeiture was ordered or declared during the report year.

- ◆ The value of the assets forfeited during the report year.

- ◆ The recipients of the forfeited assets, the amounts received, and the dates of the disbursements.

The information covers state seizures and forfeitures conducted pursuant to California law only. Federal seizures and forfeitures in which California law enforcement agencies participated or shared are not reported in this document.

This 15th annual report covers the 2009 calendar year. Subsequent reports will be published by March 1st of each year.



.....
Highlights

The information provided in this report represents 100 percent reporting by California's 58 district attorneys.

- ◆ A total of 4,292 forfeiture proceedings were initiated in 2009 involving assets with a total estimated value of \$33,279,683. Some of these proceedings are still pending. (The disposition of any pending proceedings will be provided in the annual report covering the year they are completed and fully disbursed.)

- ◆ A total of 4,514 forfeiture cases were completed during 2009 (includes cases initiated from 1995 through 2009). The total value of the disbursed assets is \$28,789,945.

- ◆ Six counties initiated no forfeitures during 2009.



Methodology

To comply with the requirements of Health and Safety Code section 11495, the Department of Justice (DOJ) on December 22, 1994, distributed a Division of Law Enforcement Information Bulletin to all California district attorneys. This bulletin requested that the district attorneys, as the officials conducting state forfeiture proceedings, document the information required for each forfeiture action effective January 1, 1995, and each year thereafter.

DOJ created a self-contained computer program, which was later enhanced, for the district attorneys' use in collecting and reporting the required statistical information. DOJ accepts data from counties in this format as well as other counties' formats to compile statistical data for this report. Prior to completing the Annual Asset Forfeiture Report, the counties are sent the draft of their section so that they have an opportunity to correct any errors before going to the final version and publication.

This report provides the information required by Health and Safety Code section 11495 on all forfeitures initiated during calendar year 2009, both by county and statewide. For forfeitures initiated between 1995 and 2009 that were completed during calendar year 2009, detailed information is provided as to the number of cases, case numbers, asset values, and recipients of the forfeited assets—again by county and statewide.

Pursuant to Health and Safety Code section 11489, state asset forfeiture proceeds are to be distributed as follows:

- ◆ One percent to a private, nonprofit organization composed of local prosecutors for the exclusive purpose of providing a statewide program of education and training for prosecutors and law enforcement in the ethics and proper use of state asset seizure and forfeiture laws.



State of California
ASSET FORFEITURE REPORT - 2009

- ◆ Ten percent to the prosecutorial agency that processes the forfeiture action.
- ◆ Twenty-four percent to the State General Fund.
- ◆ Sixty-five percent to the state and/or local law enforcement agencies that participated in the seizure, distributed in a manner that reflects the proportionate contribution of each agency.

(Fifteen percent of any funds distributed to local law enforcement agencies must be deposited in a special fund maintained by the county, city, or city and county of any agency making the seizure or seeking an order for forfeiture. The funds shall be used for the sole purpose of funding programs designed to combat drug abuse and divert gang activity.)

This report indicates most counties have shared the full 65 percent allotment with local law enforcement agencies. It does not provide detail as to those agencies' disposition of 15 percent of their share to a county and/or city special fund because the information was not provided, nor is it required. For those counties that include this 15 percent, the share is listed in Table 3 as going to "15%-11489" or to a county special fund.

In some cases in which the report lists only one law enforcement recipient, that agency may have made further distributions to other law enforcement agencies that assisted in that case. This further distribution information was not available from some district attorneys' offices.



Asset Forfeiture Statistical Data



.....
Forfeitures
Initiated

- ◆ Table 1 provides information on asset forfeiture actions initiated pursuant to California law during 2009.

- ◆ For purposes of this report, seizure of assets constitutes the initiation of a forfeiture action.

- ◆ Some cases listed involved forfeiture actions that were still pending after 2009. In other cases, forfeiture was ordered or declared and assets were distributed during 2009. (Details on the latter are provided in the “Forfeitures Completed” section.)

- ◆ The following counties have no information listed in Table 1 because they did not initiate any forfeiture actions during 2009:

Alpine	Inyo	Mariposa
Modoc	Mono	Sierra



State of California
ASSET FORFEITURE REPORT - 2009

Table 1

County	Total Cases Initiated	Estimated Value of Assets Seized
ALAMEDA	200	\$1,594,530.59
ALPINE	0	\$0.00
AMADOR	4	\$9,601.00
BUTTE	96	\$1,452,401.71
CALAVERAS	7	\$17,725.00
COLUSA	6	\$35,981.00
CONTRA COSTA	207	\$965,124.02
DEL NORTE	1	\$7,619.00
EL DORADO	14	\$25,639.52
FRESNO	135	\$321,072.50
GLENN	4	\$19,200.00
HUMBOLDT	88	\$1,379,374.32
IMPERIAL	5	\$52,069.41
INYO	0	\$0.00
KERN	84	\$353,363.70
KINGS	7	\$15,485.00
LAKE	11	\$30,460.00
LASSEN	5	\$174,416.22
LOS ANGELES	562	\$6,004,184.54
MADERA	20	\$67,844.08
MARIN	8	\$362,674.34
MARIPOSA	0	\$0.00
MENDOCINO	203	\$2,588,639.55
MERCED	34	\$322,655.59
MODOC	0	\$0.00
MONO	0	\$0.00
MONTEREY	64	\$243,569.37
NAPA	41	\$224,982.36
NEVADA	15	\$151,866.46
ORANGE	241	\$1,178,705.89
PLACER	101	\$165,421.20
PLUMAS	8	\$3,831.00
RIVERSIDE	165	\$1,162,513.34
SACRAMENTO	419	\$2,124,987.52
SAN BENITO	11	\$43,611.84
SAN BERNARDINO	206	\$3,483,163.35
SAN DIEGO	8	\$19,394.00
SAN FRANCISCO	290	\$932,514.39
SAN JOAQUIN	151	\$302,191.52



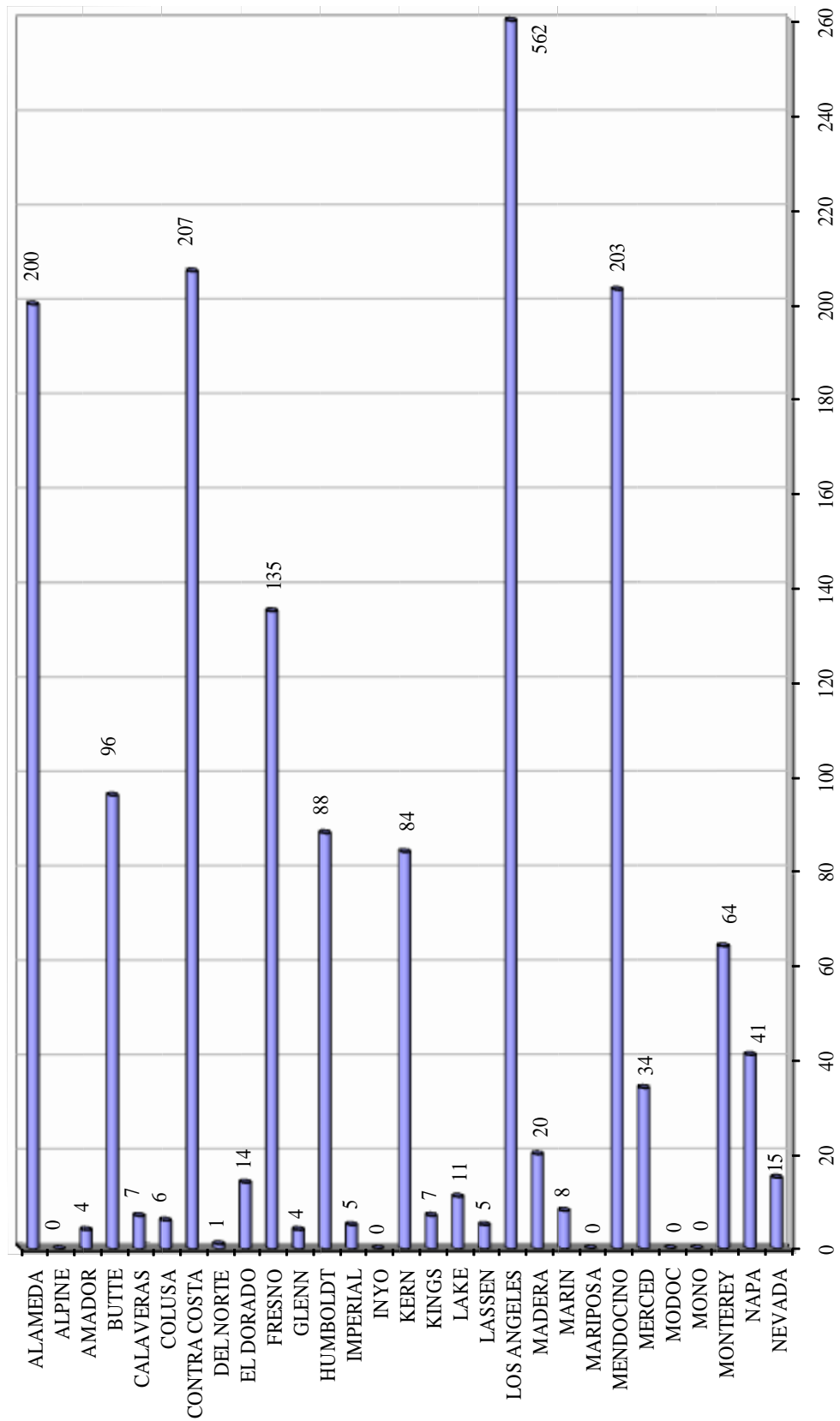
State of California
ASSET FORFEITURE REPORT - 2009

Table 1

County	Total Cases Initiated	Estimated Value of Assets Seized
SAN LUIS OBISPO	29	\$133,905.02
SAN MATEO	91	\$371,557.25
SANTA BARBARA	34	\$231,481.23
SANTA CLARA	115	\$554,829.03
SANTA CRUZ	61	\$347,711.20
SHASTA	60	\$3,210,951.05
SIERRA	0	\$0.00
SISKIYOU	7	\$76,713.89
SOLANO	137	\$334,453.11
SONOMA	57	\$777,926.95
STANISLAUS	80	\$432,437.00
SUTTER	18	\$48,105.73
TEHAMA	23	\$160,041.25
TRINITY	7	\$202,404.00
TULARE	20	\$104,061.75
TUOLUMNE	6	\$14,890.00
VENTURA	106	\$408,388.71
YOLO	16	\$13,233.00
YUBA	4	\$19,779.98
Total:	4,292	\$33,279,683.48

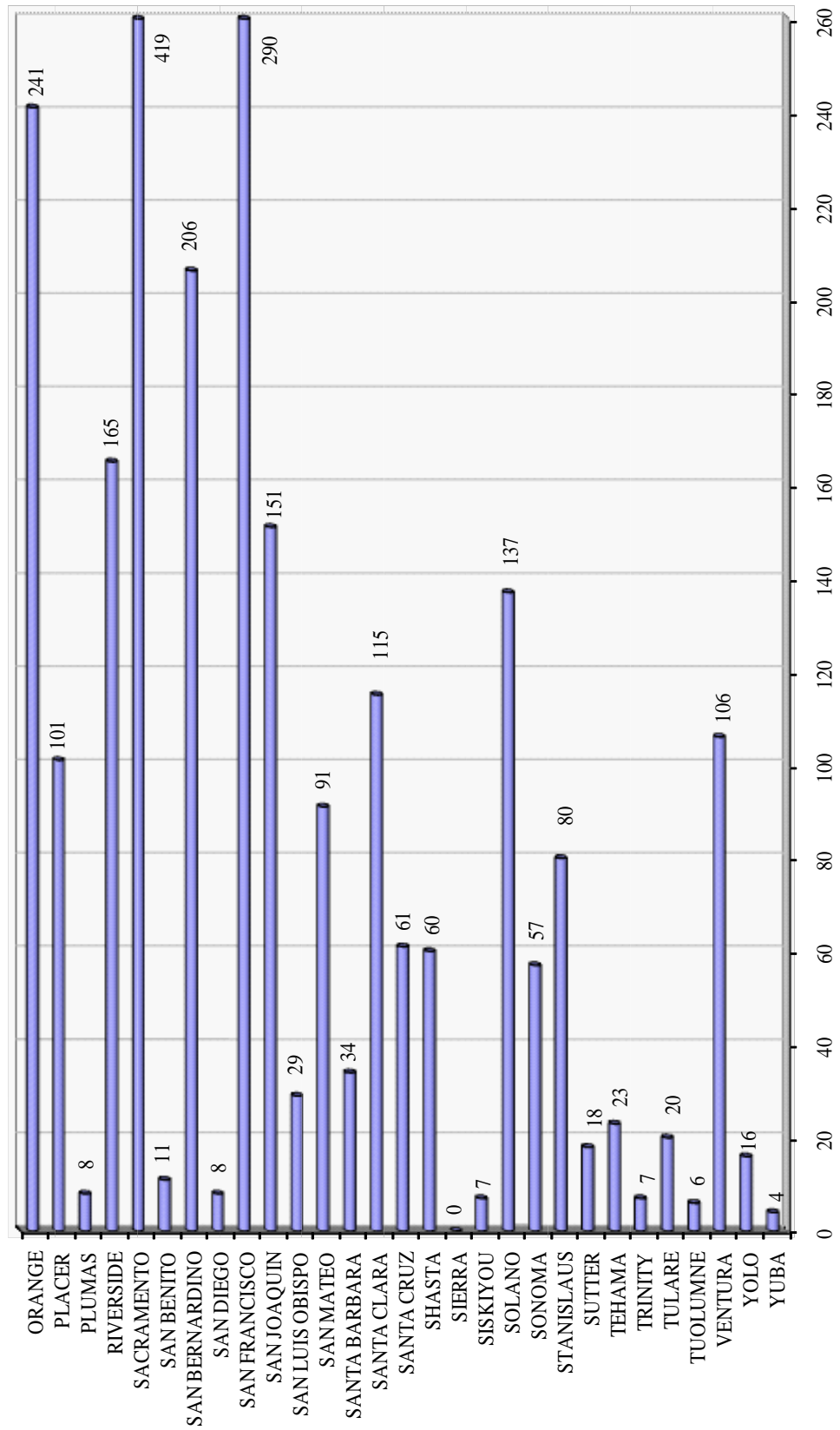


Number of Forfeiture Actions Initiated by County
January 1, 2009 - December 31, 2009



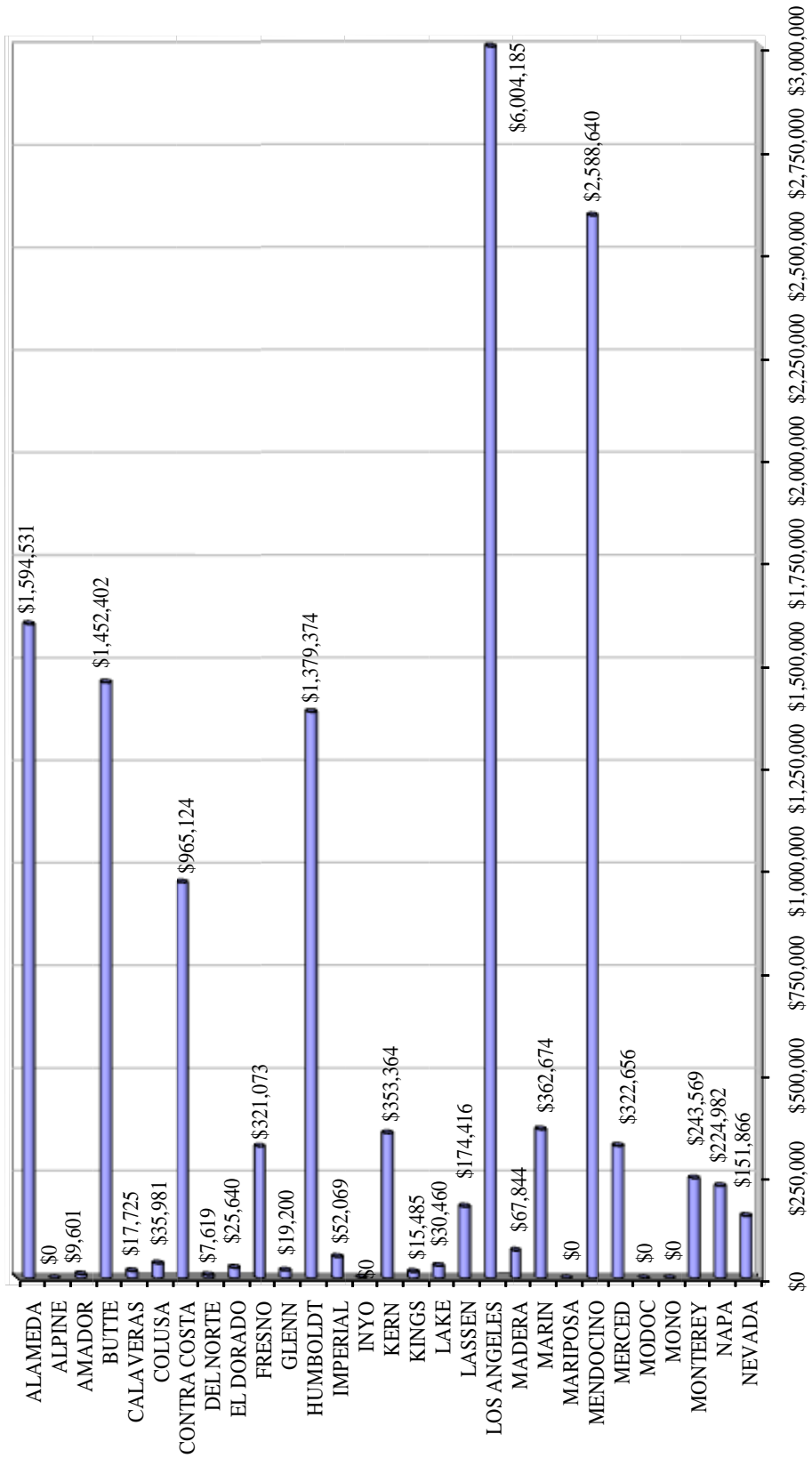


Number of Forfeiture Actions Initiated by County
January 1, 2009 - December 31, 2009



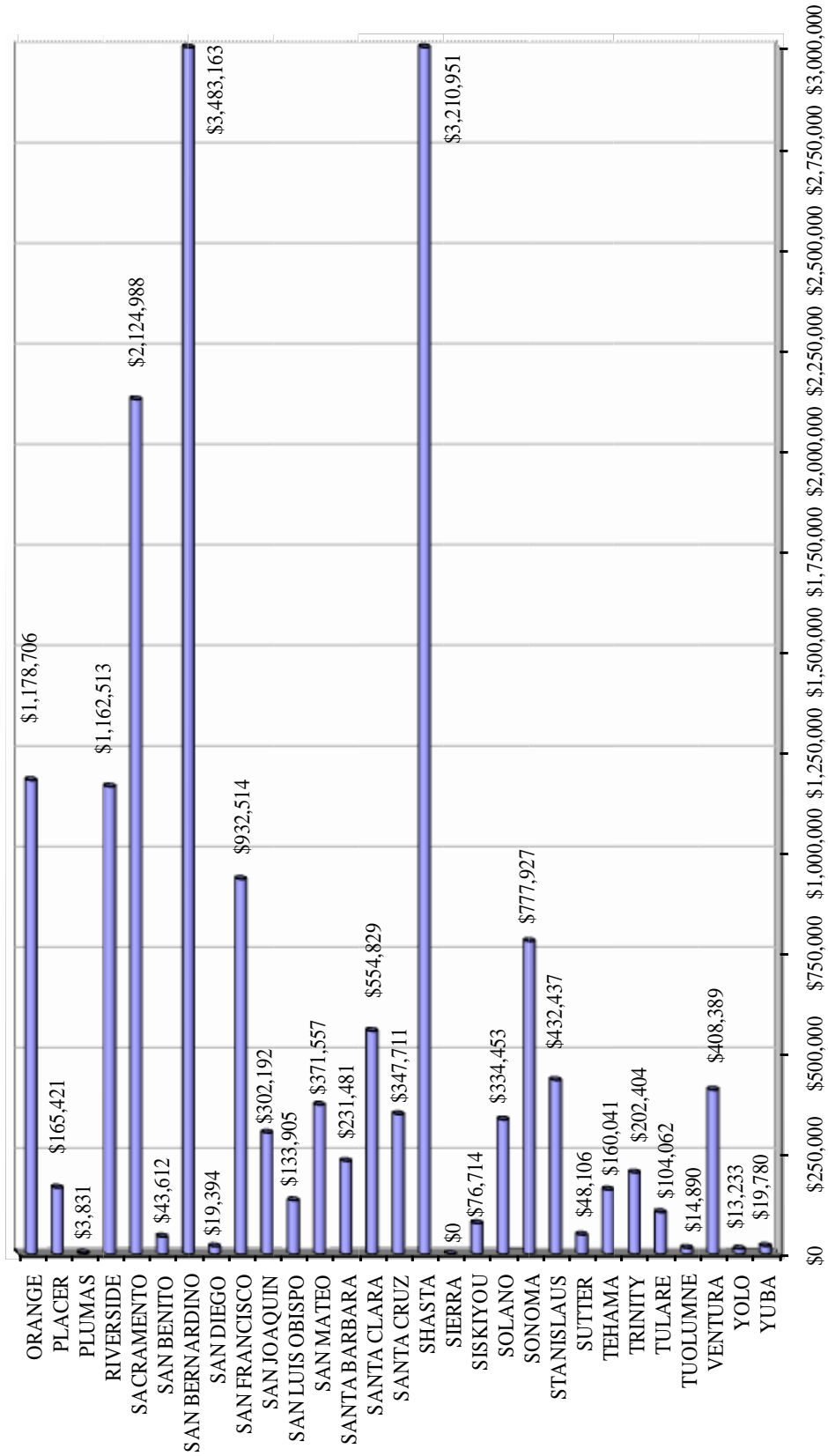


**Estimated Value of Forfeiture Actions Initiated by County
 January 1, 2009 - December 31, 2009**





**Estimated Value of Forfeiture Actions Initiated by County
January 1, 2009 - December 31, 2009**





.....
Forfeitures
Completed

- ◆ Table 2 provides summary information by county on asset forfeiture cases completed pursuant to California law during 2009. (This includes disbursement information on cases initiated from 1995 through 2009.)
- ◆ For purposes of this report, an asset forfeiture case is considered completed when forfeiture has been ordered or declared and all assets have been distributed. (When initiated cases were adjudicated and all items seized were returned to the defendant, the cases were not considered asset forfeiture cases—rather these cases were treated as not being forfeited.)
- ◆ Cases initiated from 1995 through 2009 in which only a partial distribution has been made are not listed in Table 3 because they are considered still pending. (These cases will be included in the report for the calendar year in which the case has been fully distributed.)
- ◆ Table 3 provides detailed information on each asset forfeiture case completed pursuant to California law during 2009. (This includes disbursement information on cases initiated from 1995 through 2009.)
- ◆ The “Amount Forfeited” listed in Table 3 for each case represents the net amount available for disbursement, after deduction of costs or returns to claimants and addition of accrued interest.
- ◆ The following counties show zeroes in Table 2 and are not shown in Table 3 because, during this report period, they did not fully distribute assets from any forfeiture cases initiated from 1995 through 2009:

Alpine	Colusa	Del Norte
Inyo	Mariposa	Modoc
Mono	San Benito	Sierra
Trinity		



State of California
ASSET FORFEITURE REPORT - 2009

Table 2

County	Forfeitures Completed	Amount Disbursed
ALAMEDA	168	\$724,422.70
ALPINE	0	\$0.00
AMADOR	3	\$5,387.00
BUTTE	60	\$347,504.23
CALAVERAS	5	\$111,705.02
COLUSA	0	\$0.00
CONTRA COSTA	197	\$785,857.60
DEL NORTE	0	\$0.00
EL DORADO	10	\$11,455.94
FRESNO	140	\$327,743.06
GLENN	6	\$12,910.69
HUMBOLDT	41	\$278,701.79
IMPERIAL	33	\$157,423.52
INYO	0	\$0.00
KERN	117	\$726,382.81
KINGS	4	\$8,786.41
LAKE	35	\$114,970.45
LASSEN	5	\$20,489.60
LOS ANGELES	907	\$8,123,279.44
MADERA	55	\$206,862.60
MARIN	10	\$119,134.69
MARIPOSA	0	\$0.00
MENDOCINO	131	\$1,553,683.33
MERCED	29	\$188,896.62
MODOC	0	\$0.00
MONO	0	\$0.00
MONTEREY	76	\$187,566.88
NAPA	23	\$47,772.27
NEVADA	7	\$45,158.31
ORANGE	337	\$1,178,642.29
PLACER	52	\$176,453.23
PLUMAS	10	\$4,699.60
RIVERSIDE	333	\$2,440,227.50
SACRAMENTO	335	\$1,468,748.41
SAN BENITO	0	\$0.00
SAN BERNARDINO	209	\$3,264,782.07
SAN DIEGO	12	\$38,484.55
SAN FRANCISCO	263	\$603,509.78
SAN JOAQUIN	123	\$448,509.43
SAN LUIS OBISPO	31	\$331,882.66
SAN MATEO	94	\$642,684.94



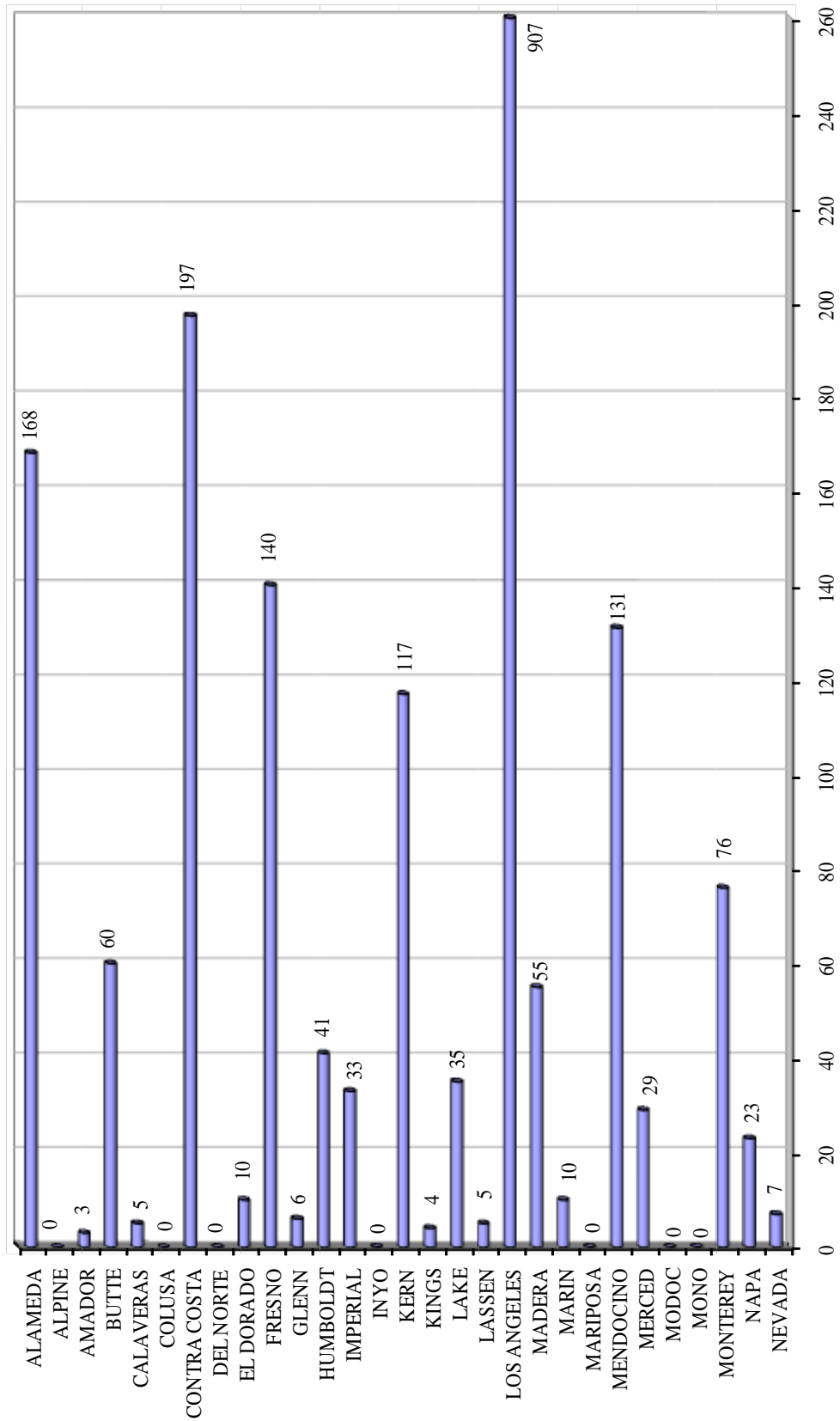
State of California
ASSET FORFEITURE REPORT - 2009

Table 2

County	Forfeitures Completed	Amount Disbursed
SANTA BARBARA	84	\$426,306.90
SANTA CLARA	56	\$183,988.73
SANTA CRUZ	28	\$1,244,747.33
SHASTA	40	\$366,778.46
SIERRA	0	\$0.00
SISKIYOU	5	\$37,403.74
SOLANO	123	\$234,907.12
SONOMA	42	\$427,823.17
STANISLAUS	60	\$218,739.92
SUTTER	18	\$25,363.75
TEHAMA	13	\$110,593.35
TRINITY	0	\$0.00
TULARE	21	\$107,044.62
TUOLUMNE	6	\$17,233.43
VENTURA	91	\$568,385.38
YOLO	47	\$49,908.08
YUBA	19	\$66,001.78
Total:	4,514	\$28,789,945.18

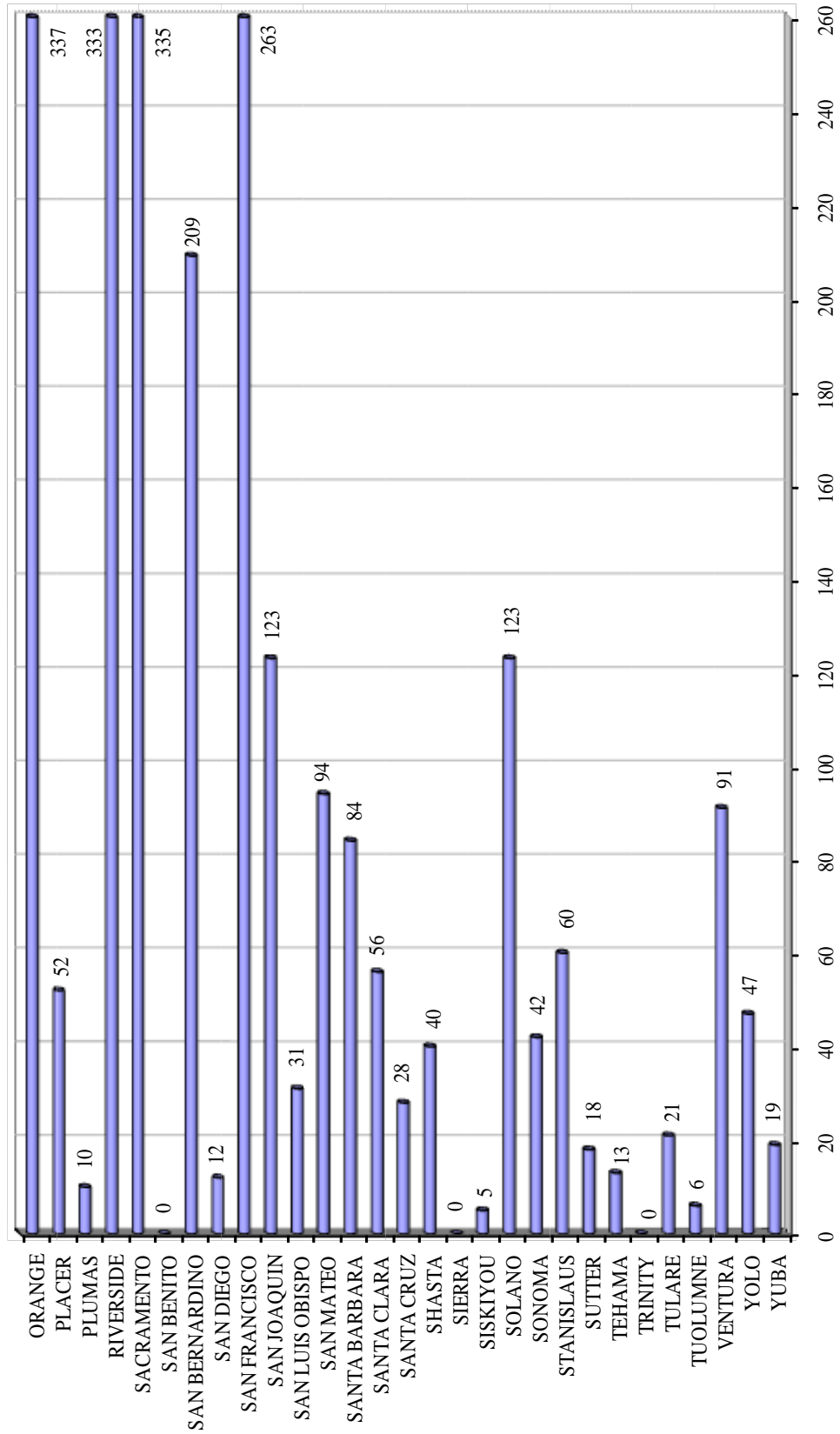


**Number of Forfeiture Actions Completed by County
January 1, 2009 - December 31, 2009**



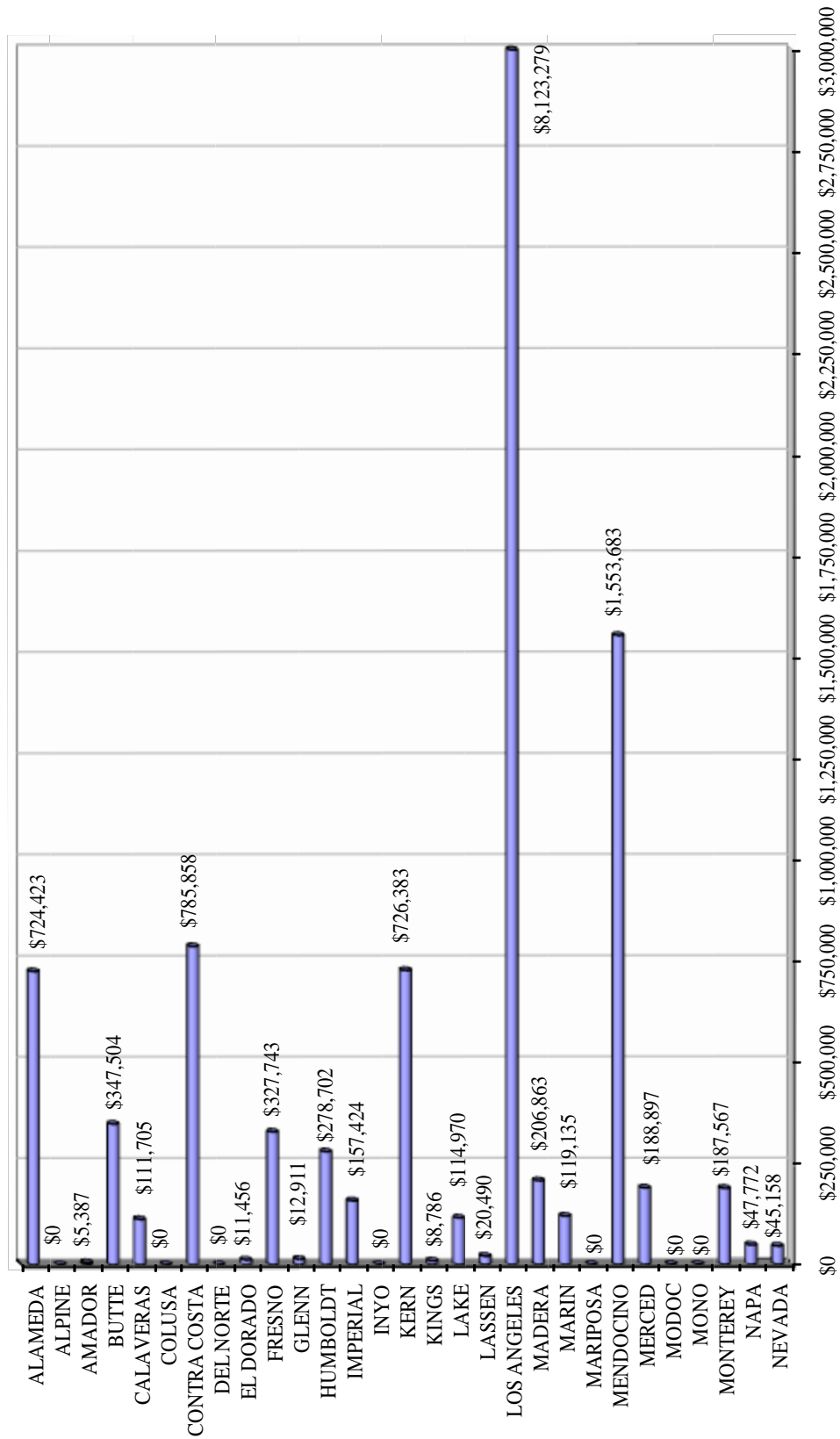


Number of Forfeiture Actions Completed by County
January 1, 2009 - December 31, 2009



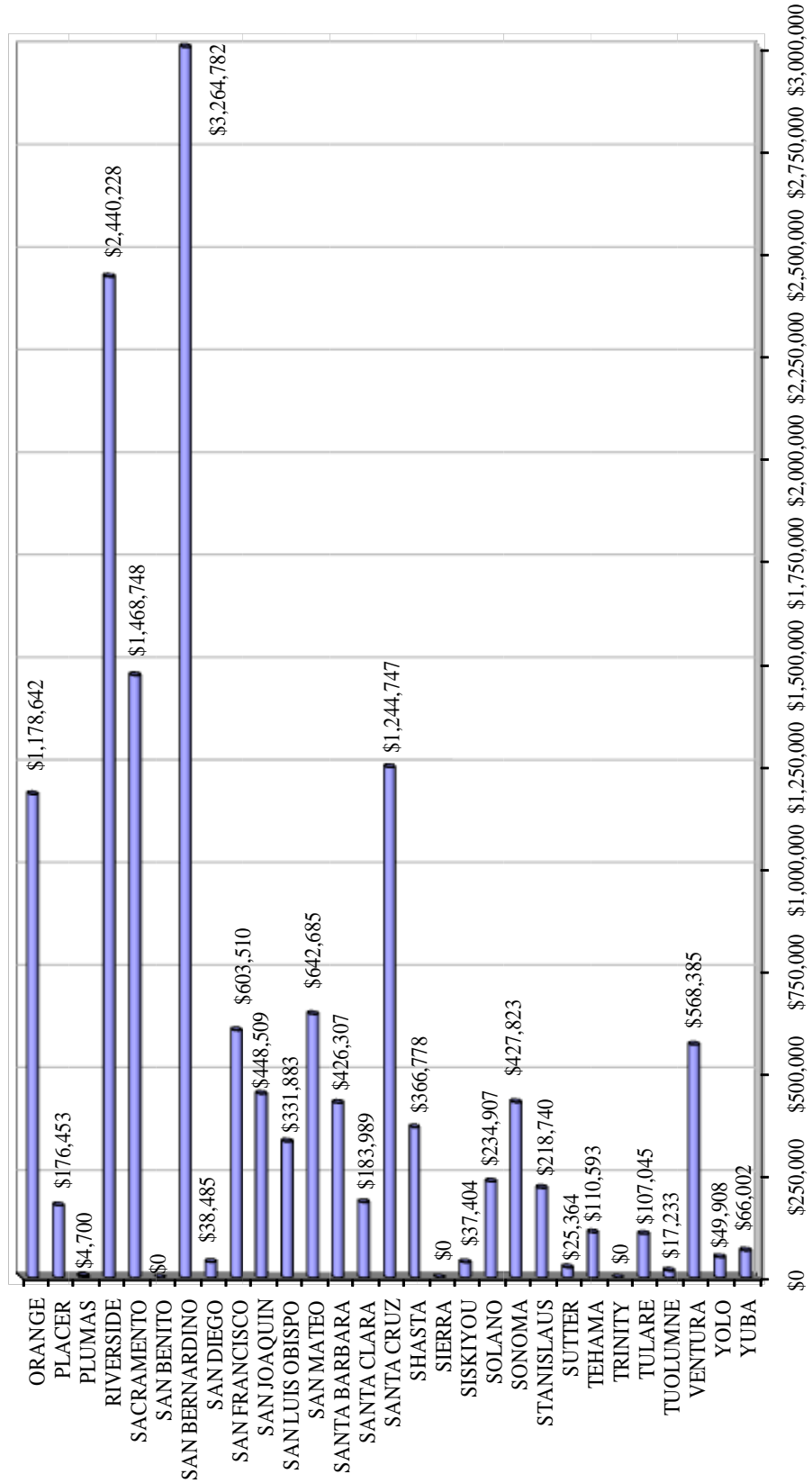


Estimated Value of Forfeiture Actions Completed by County
January 1, 2009 - December 31, 2009





**Estimated Value of Forfeiture Actions Completed by County
January 1, 2009 - December 31, 2009**





State of California
ASSET FORFEITURE REPORT - 2009

Table 3

Admin Number	Docket Number	Amount Forfeited	Date Disbursed	Recipient	Amount Disbursed
ALAMEDA					
10	RG08-407171	\$48,995.00	9/17/2009	CDA DA OFFICE GENERAL FUND HAYWARD PD	\$489.95 \$4,899.50 \$11,758.80 \$31,846.75
11	RG08-401904	\$9,915.56	9/17/2009	ALAMEDA PD CDA DA OFFICE GENERAL FUND	\$6,445.11 \$99.16 \$991.56 \$2,379.73
12	RG08-374820	\$47,074.17	3/12/2009	CDA DA OFFICE GENERAL FUND TF SOUTHERN ALAMEDA CO	\$470.74 \$4,707.42 \$11,297.80 \$30,598.21
8	RG07-334004	\$19,672.00	12/9/2009	ALAMEDA CO SO CDA DA OFFICE GENERAL FUND	\$12,786.80 \$196.72 \$1,967.20 \$4,721.28
9	RG08-381581	\$57,823.00	9/17/2009	CDA DA OFFICE GENERAL FUND OAKLAND PD	\$578.23 \$5,782.30 \$13,877.52 \$37,584.95
Y23-068		\$13,891.00	9/17/2009	CDA DA OFFICE GENERAL FUND SAN LEANDRO PD	\$138.91 \$1,389.10 \$3,333.84 \$9,029.15
Y26-074		\$4,884.00	3/12/2009	CDA DA OFFICE GENERAL FUND OAKLAND PD	\$48.84 \$488.40 \$1,172.16 \$3,174.60
Y26-087		\$1,026.23	9/17/2009	BERKELEY PD CDA DA OFFICE GENERAL FUND	\$667.05 \$10.26 \$102.62 \$246.30
Y26-176		\$1,042.00	3/12/2009	ALAMEDA CO SO CDA DA OFFICE GENERAL FUND	\$677.30 \$10.42 \$104.20 \$250.08



State of California
ASSET FORFEITURE REPORT - 2009

Table 3

Admin Number	Docket Number	Amount Forfeited	Date Disbursed	Recipient	Amount Disbursed
Y26-200		\$1,345.00	3/12/2009	ALAMEDA CO SO	\$874.25
				CDA	\$13.45
				DA OFFICE	\$134.50
				GENERAL FUND	\$322.80
Y26-203		\$961.00	3/12/2009	CDA	\$9.61
				DA OFFICE	\$96.10
				GENERAL FUND	\$230.64
				OAKLAND PD	\$624.65
Y27-028		\$1,785.00	3/12/2009	CDA	\$17.85
				DA OFFICE	\$178.50
				GENERAL FUND	\$428.40
				OAKLAND PD	\$1,160.25
Y27-039		\$2,745.72	9/17/2009	CDA	\$27.46
				DA OFFICE	\$274.57
				GENERAL FUND	\$658.97
				OAKLAND PD	\$1,784.72
Y27-053		\$1,255.00	3/12/2009	CDA	\$12.55
				DA OFFICE	\$125.50
				GENERAL FUND	\$301.20
				OAKLAND PD	\$815.75
Y27-065		\$1,030.00	3/12/2009	CDA	\$10.30
				DA OFFICE	\$103.00
				GENERAL FUND	\$247.20
				OAKLAND PD	\$669.50
Y27-118		\$15,693.16	9/17/2009	CDA	\$156.93
				DA OFFICE	\$1,569.32
				GENERAL FUND	\$3,766.36
				OAKLAND PD	\$10,200.55
Y27-123		\$4,508.00	3/12/2009	CDA	\$45.08
				DA OFFICE	\$450.80
				GENERAL FUND	\$1,081.92
				OAKLAND PD	\$2,930.20
Y27-128		\$21,980.00	12/9/2009	CDA	\$219.80
				DA OFFICE	\$2,198.00
				GENERAL FUND	\$5,275.20
				LIVERMORE PD	\$14,287.00
Y27-134		\$1,897.09	3/12/2009	BERKELEY PD	\$1,233.11



State of California
ASSET FORFEITURE REPORT - 2009

Table 3

Admin Number	Docket Number	Amount Forfeited	Date Disbursed	Recipient	Amount Disbursed
				CDA A	\$18.97
				DA OFFICE	\$189.71
				GENERAL FUND	\$455.30
Y27-138		\$6,489.49	3/12/2009		
				CDA A	\$64.89
				DA OFFICE	\$648.95
				GENERAL FUND	\$1,557.48
				SAN LEANDRO PD	\$4,218.17
Y27-139		\$1,671.00	3/12/2009		
				CDA A	\$16.71
				DA OFFICE	\$167.10
				GENERAL FUND	\$401.04
				OAKLAND PD	\$1,086.15
Y27-146		\$904.79	3/12/2009		
				CDA A	\$9.05
				DA OFFICE	\$90.48
				GENERAL FUND	\$217.15
				OAKLAND PD	\$588.11
Y27-161		\$428.00	3/12/2009		
				CDA A	\$4.28
				DA OFFICE	\$42.80
				DUBLIN PD	\$278.20
				GENERAL FUND	\$102.72
Y27-170		\$4,404.79	9/17/2009		
				CDA A	\$44.05
				DA OFFICE	\$440.48
				GENERAL FUND	\$1,057.15
				OAKLAND PD	\$2,863.11
Y27-172		\$1,070.00	3/12/2009		
				CDA A	\$10.70
				DA OFFICE	\$107.00
				GENERAL FUND	\$256.80
				UC BERKELEY PD	\$695.50
Y27-175		\$904.79	3/12/2009		
				CDA A	\$9.05
				DA OFFICE	\$90.48
				GENERAL FUND	\$217.15
				OAKLAND PD	\$588.11
Y27-176		\$1,204.00	3/12/2009		
				CDA A	\$12.04
				DA OFFICE	\$120.40
				GENERAL FUND	\$288.96
				OAKLAND PD	\$782.60
Y27-177		\$1,437.00	3/12/2009		
				ALAMEDA CO SO	\$934.05
				CDA A	\$14.37
				DA OFFICE	\$143.70



State of California
ASSET FORFEITURE REPORT -

Table 3

Admin Number	Docket Number	Amount Forfeited	Date Disbursed	Recipient	Amount Disbursed
				GENERAL FUND	\$344.88
Y27-179		\$5,440.00	3/12/2009		
				CDA A	\$54.40
				DA OFFICE	\$544.00
				GENERAL FUND	\$1,305.60
				LIVERMORE PD	\$3,536.00
Y27-180		\$1,242.79	3/12/2009		
				CDA A	\$12.43
				DA OFFICE	\$124.28
				GENERAL FUND	\$298.27
				OAKLAND PD	\$807.81
Y27-193		\$1,606.48	12/9/2009		
				CDA A	\$16.06
				DA OFFICE	\$160.65
				GENERAL FUND	\$385.56
				TF SOUTHERN ALAMEDA CO	\$1,044.21
Y27-200		\$963.00	3/12/2009		
				CDA A	\$9.63
				DA OFFICE	\$96.30
				GENERAL FUND	\$231.12
				OAKLAND PD	\$625.95
Y27-207		\$8,695.70	12/9/2009		
				ALAMEDA PD	\$5,652.20
				CDA A	\$86.96
				DA OFFICE	\$869.57
				GENERAL FUND	\$2,086.97
Y27-209		\$10,272.79	3/12/2009		
				CDA A	\$102.73
				DA OFFICE	\$1,027.28
				GENERAL FUND	\$2,465.47
				OAKLAND PD	\$6,677.31
Y27-210		\$2,333.00	3/12/2009		
				ALAMEDA CO SO	\$1,516.45
				CDA A	\$23.33
				DA OFFICE	\$233.30
				GENERAL FUND	\$559.92
Y27-211		\$1,039.00	3/12/2009		
				CDA A	\$10.39
				DA OFFICE	\$103.90
				GENERAL FUND	\$249.36
				OAKLAND PD	\$675.35
Y27-212		\$1,768.00	9/17/2009		
				CDA A	\$17.68
				DA OFFICE	\$176.80
				GENERAL FUND	\$424.32
				OAKLAND PD	\$1,149.20



State of California
ASSET FORFEITURE REPORT - 2009

Table 3

Admin Number	Docket Number	Amount Forfeited	Date Disbursed	Recipient	Amount Disbursed
Y27-217		\$5,858.00	12/9/2009	CDA DA OFFICE GENERAL FUND SAN LEANDRO PD	\$58.58 \$585.80 \$1,405.92 \$3,807.70
Y27-220		\$4,961.39	9/17/2009	CDA DA OFFICE GENERAL FUND TF SOUTHERN ALAMEDA CO	\$49.61 \$496.14 \$1,190.73 \$3,224.91
Y27-222		\$1,408.00	9/17/2009	CDA DA OFFICE GENERAL FUND SAN LEANDRO PD	\$14.08 \$140.80 \$337.92 \$915.20
Y27-229		\$6,357.00	3/12/2009	ALAMEDA CO SO CDA DA OFFICE GENERAL FUND	\$4,132.05 \$63.57 \$635.70 \$1,525.68
Y28-007		\$2,020.00	3/12/2009	CDA DA OFFICE GENERAL FUND OAKLAND PD	\$20.20 \$202.00 \$484.80 \$1,313.00
Y28-012		\$1,283.09	9/17/2009	CDA DA OFFICE GENERAL FUND TF SOUTHERN ALAMEDA CO	\$12.83 \$128.31 \$307.94 \$834.01
Y28-023		\$629.00	9/17/2009	CDA DA OFFICE GENERAL FUND HAYWARD PD	\$6.29 \$62.90 \$150.96 \$408.85
Y28-025		\$4,276.00	3/12/2009	CDA DA OFFICE GENERAL FUND OAKLAND PD	\$42.76 \$427.60 \$1,026.24 \$2,779.40
Y28-032		\$1,176.00	3/12/2009	CDA DA OFFICE GENERAL FUND OAKLAND PD	\$11.76 \$117.60 \$282.24 \$764.40
Y28-034		\$808.00	3/12/2009	CDA	\$8.08



State of California
ASSET FORFEITURE REPORT - 2009

Table 3

Admin Number	Docket Number	Amount Forfeited	Date Disbursed	Recipient	Amount Disbursed
				DA OFFICE	\$80.80
				GENERAL FUND	\$193.92
				OAKLAND PD	\$525.20
Y28-039		\$701.00	3/12/2009		
				CDA A	\$7.01
				DA OFFICE	\$70.10
				GENERAL FUND	\$168.24
				OAKLAND PD	\$455.65
Y28-042		\$2,851.00	3/12/2009		
				CDA A	\$28.51
				DA OFFICE	\$285.10
				GENERAL FUND	\$684.24
				OAKLAND PD	\$1,853.15
Y28-045		\$1,221.00	3/12/2009		
				CDA A	\$12.21
				DA OFFICE	\$122.10
				GENERAL FUND	\$293.04
				OAKLAND PD	\$793.65
Y28-046		\$618.00	3/12/2009		
				CDA A	\$6.18
				DA OFFICE	\$61.80
				GENERAL FUND	\$148.32
				OAKLAND PD	\$401.70
Y28-048		\$1,003.00	3/12/2009		
				CDA A	\$10.03
				DA OFFICE	\$100.30
				GENERAL FUND	\$240.72
				OAKLAND PD	\$651.95
Y28-051		\$948.00	9/17/2009		
				CDA A	\$9.48
				DA OFFICE	\$94.80
				GENERAL FUND	\$227.52
				OAKLAND PD	\$616.20
Y28-055		\$1,085.00	9/17/2009		
				CDA A	\$10.85
				DA OFFICE	\$108.50
				GENERAL FUND	\$260.40
				OAKLAND PD	\$705.25
Y28-056		\$1,201.00	9/17/2009		
				CDA A	\$12.01
				DA OFFICE	\$120.10
				GENERAL FUND	\$288.24
				OAKLAND PD	\$780.65
Y28-059		\$2,036.00	9/17/2009		
				CDA A	\$20.36
				DA OFFICE	\$203.60
				GENERAL FUND	\$488.64



State of California
ASSET FORFEITURE REPORT - 2009

Table 3

Admin Number	Docket Number	Amount Forfeited	Date Disbursed	Recipient	Amount Disbursed
Y28-060		\$4,506.50	9/17/2009	OAKLAND PD	\$1,323.40
				CDA A	\$45.07
				DA OFFICE	\$450.65
				GENERAL FUND	\$1,081.56
Y28-062		\$728.00	9/17/2009	OAKLAND PD	\$2,929.22
				CDA A	\$7.28
				DA OFFICE	\$72.80
				GENERAL FUND	\$174.72
Y28-070		\$880.00	9/17/2009	OAKLAND PD	\$473.20
				CDA A	\$8.80
				DA OFFICE	\$88.00
				GENERAL FUND	\$211.20
Y28-071		\$928.00	9/17/2009	OAKLAND PD	\$572.00
				CDA A	\$9.28
				DA OFFICE	\$92.80
				GENERAL FUND	\$222.72
Y28-072		\$1,672.32	3/12/2009	OAKLAND PD	\$603.20
				ALAMEDA PD	\$1,087.01
				CDA A	\$16.72
				DA OFFICE	\$167.23
Y28-079		\$776.00	9/17/2009	GENERAL FUND	\$401.36
				CDA A	\$7.76
				DA OFFICE	\$77.60
				GENERAL FUND	\$186.24
Y28-082		\$1,068.00	9/17/2009	OAKLAND PD	\$504.40
				CDA A	\$10.68
				DA OFFICE	\$106.80
				GENERAL FUND	\$256.32
Y28-083		\$2,298.00	9/17/2009	OAKLAND PD	\$694.20
				CDA A	\$22.98
				DA OFFICE	\$229.80
				GENERAL FUND	\$551.52
Y28-085		\$891.13	9/17/2009	OAKLAND PD	\$1,493.70
				BERKELEY PD	\$579.24
				CDA A	\$8.91
				DA OFFICE	\$89.11
				GENERAL FUND	\$213.87



State of California
ASSET FORFEITURE REPORT - 2009

Table 3

Admin Number	Docket Number	Amount Forfeited	Date Disbursed	Recipient	Amount Disbursed
Y28-086		\$4,223.00	9/17/2009	CDA DA OFFICE GENERAL FUND OAKLAND PD	\$42.23 \$422.30 \$1,013.52 \$2,744.95
Y28-089		\$1,110.00	3/12/2009	CDA DA OFFICE GENERAL FUND OAKLAND PD	\$11.10 \$111.00 \$266.40 \$721.50
Y28-090		\$990.00	3/12/2009	CDA DA OFFICE GENERAL FUND OAKLAND PD	\$9.90 \$99.00 \$237.60 \$643.50
Y28-092		\$1,810.00	3/12/2009	CDA DA OFFICE GENERAL FUND OAKLAND PD	\$18.10 \$181.00 \$434.40 \$1,176.50
Y28-094		\$1,329.00	3/12/2009	CDA DA OFFICE GENERAL FUND OAKLAND PD	\$13.29 \$132.90 \$318.96 \$863.85
Y28-096		\$804.00	3/12/2009	CDA DA OFFICE GENERAL FUND OAKLAND PD	\$8.04 \$80.40 \$192.96 \$522.60
Y28-100		\$4,068.00	12/9/2009	ALAMEDA CO SO CDA DA OFFICE GENERAL FUND	\$2,644.20 \$40.68 \$406.80 \$976.32
Y28-101		\$1,548.00	9/17/2009	CDA DA OFFICE GENERAL FUND OAKLAND PD	\$15.48 \$154.80 \$371.52 \$1,006.20
Y28-103		\$2,083.00	3/12/2009	CDA DA OFFICE GENERAL FUND OAKLAND PD	\$20.83 \$208.30 \$499.92 \$1,353.95
Y28-104		\$1,535.87	3/12/2009	CDA	\$15.36



State of California
ASSET FORFEITURE REPORT - 2009

Table 3

Admin Number	Docket Number	Amount Forfeited	Date Disbursed	Recipient	Amount Disbursed
				DA OFFICE	\$153.59
				GENERAL FUND	\$368.61
				OAKLAND PD	\$998.31
Y28-107		\$1,702.00	12/9/2009		
				CDA A	\$17.02
				DA OFFICE	\$170.20
				GENERAL FUND	\$408.48
				SAN LEANDRO PD	\$1,106.30
Y28-109		\$2,608.05	3/12/2009		
				CDA A	\$26.08
				CHP-OAKLAND	\$1,695.23
				DA OFFICE	\$260.81
				GENERAL FUND	\$625.93
Y28-110		\$2,882.00	3/12/2009		
				CDA A	\$28.82
				DA OFFICE	\$288.20
				GENERAL FUND	\$691.68
				OAKLAND PD	\$1,873.30
Y28-113		\$1,584.00	12/9/2009		
				CDA A	\$15.84
				DA OFFICE	\$158.40
				GENERAL FUND	\$380.16
				SAN LEANDRO PD	\$1,029.60
Y28-116		\$777.00	3/12/2009		
				CDA A	\$7.77
				DA OFFICE	\$77.70
				GENERAL FUND	\$186.48
				OAKLAND PD	\$505.05
Y28-118		\$2,858.00	3/12/2009		
				CDA A	\$28.58
				DA OFFICE	\$285.80
				DUBLIN PD	\$1,857.70
				GENERAL FUND	\$685.92
Y28-121		\$797.00	3/12/2009		
				CDA A	\$7.97
				DA OFFICE	\$79.70
				GENERAL FUND	\$191.28
				OAKLAND PD	\$518.05
Y28-122		\$1,179.00	9/17/2009		
				CDA A	\$11.79
				DA OFFICE	\$117.90
				GENERAL FUND	\$282.96
				OAKLAND PD	\$766.35
Y28-123		\$2,477.00	3/12/2009		
				CDA A	\$24.77
				DA OFFICE	\$247.70
				GENERAL FUND	\$594.48



State of California
ASSET FORFEITURE REPORT - 2009

Table 3

Admin Number	Docket Number	Amount Forfeited	Date Disbursed	Recipient	Amount Disbursed
Y28-124		\$1,323.00	3/12/2009	OAKLAND PD	\$1,610.05
				CDA	\$13.23
				DA OFFICE	\$132.30
				GENERAL FUND	\$317.52
Y28-130		\$3,245.00	3/12/2009	OAKLAND PD	\$859.95
				CDA	\$32.45
				DA OFFICE	\$324.50
				GENERAL FUND	\$778.80
Y28-132		\$1,374.00	3/12/2009	OAKLAND PD	\$2,109.25
				CDA	\$13.74
				DA OFFICE	\$137.40
				GENERAL FUND	\$329.76
Y28-135		\$3,374.00	3/12/2009	OAKLAND PD	\$893.10
				CDA	\$33.74
				DA OFFICE	\$337.40
				GENERAL FUND	\$809.76
Y28-140		\$1,268.93	3/12/2009	OAKLAND PD	\$2,193.10
				CDA	\$824.81
				DA OFFICE	\$12.69
				GENERAL FUND	\$304.54
Y28-144		\$2,242.51	9/17/2009	BERKELEY PD	\$824.81
				CDA	\$12.69
				DA OFFICE	\$126.89
				GENERAL FUND	\$304.54
Y28-147		\$4,855.00	9/17/2009	LIVERMORE PD	\$1,457.63
				CDA	\$22.43
				DA OFFICE	\$224.25
				GENERAL FUND	\$538.20
Y28-149		\$2,637.17	3/12/2009	OAKLAND PD	\$3,155.75
				CDA	\$48.55
				DA OFFICE	\$485.50
				GENERAL FUND	\$1,165.20
Y28-152		\$2,053.00	3/12/2009	OAKLAND PD	\$3,155.75
				CDA	\$20.53
				DA OFFICE	\$205.30
				GENERAL FUND	\$492.72
Y28-152		\$2,053.00	3/12/2009	SAN LEANDRO PD	\$1,334.45
				CDA	\$20.53
				DA OFFICE	\$205.30
				GENERAL FUND	\$492.72



State of California
ASSET FORFEITURE REPORT - 2009

Table 3

Admin Number	Docket Number	Amount Forfeited	Date Disbursed	Recipient	Amount Disbursed
Y28-153		\$20,330.40	3/12/2009	CDA DA OFFICE GENERAL FUND TF SOUTHERN ALAMEDA CO	\$203.30 \$2,033.04 \$4,879.30 \$13,214.76
Y28-154		\$3,719.47	3/12/2009	CDA DA OFFICE GENERAL FUND TF SOUTHERN ALAMEDA CO	\$37.19 \$371.95 \$892.67 \$2,417.66
Y28-157		\$863.00	3/12/2009	CDA DA OFFICE GENERAL FUND OAKLAND PD	\$8.63 \$86.30 \$207.12 \$560.95
Y28-159		\$2,049.00	3/12/2009	CDA DA OFFICE GENERAL FUND OAKLAND PD	\$20.49 \$204.90 \$491.76 \$1,331.85
Y28-167		\$23,325.00	9/17/2009	CDA DA OFFICE GENERAL FUND SAN LEANDRO PD	\$233.25 \$2,332.50 \$5,598.00 \$15,161.25
Y28-170		\$886.00	9/17/2009	CDA DA OFFICE GENERAL FUND OAKLAND PD	\$8.86 \$88.60 \$212.64 \$575.90
Y28-171		\$6,989.00	9/17/2009	CDA DA OFFICE GENERAL FUND OAKLAND PD	\$69.89 \$698.90 \$1,677.36 \$4,542.85
Y28-173		\$2,509.00	9/17/2009	CDA DA OFFICE GENERAL FUND OAKLAND PD	\$25.09 \$250.90 \$602.16 \$1,630.85
Y28-174		\$937.00	9/17/2009	CDA DA OFFICE GENERAL FUND OAKLAND PD	\$9.37 \$93.70 \$224.88 \$609.05
Y28-175		\$1,877.40	3/12/2009	CDA	\$18.77



State of California
ASSET FORFEITURE REPORT - 2009

Table 3

Admin Number	Docket Number	Amount Forfeited	Date Disbursed	Recipient	Amount Disbursed
				DA OFFICE	\$187.74
				GENERAL FUND	\$450.58
				TF SOUTHERN ALAMEDA CO	\$1,220.31
Y28-178		\$676.50	9/17/2009		
				CDA A	\$6.77
				DA OFFICE	\$67.65
				GENERAL FUND	\$162.36
				OAKLAND PD	\$439.72
Y28-179		\$1,340.00	9/17/2009		
				CDA A	\$13.40
				DA OFFICE	\$134.00
				GENERAL FUND	\$321.60
				OAKLAND PD	\$871.00
Y28-180		\$3,902.90	3/12/2009		
				BERKELEY PD	\$2,536.88
				CDA A	\$39.03
				DA OFFICE	\$390.29
				GENERAL FUND	\$936.70
Y28-181		\$18,729.00	3/12/2009		
				CDA A	\$187.29
				DA OFFICE	\$1,872.90
				GENERAL FUND	\$4,494.96
				SAN LEANDRO PD	\$12,173.85
Y28-183		\$754.00	9/17/2009		
				CDA A	\$7.54
				DA OFFICE	\$75.40
				GENERAL FUND	\$180.96
				OAKLAND PD	\$490.10
Y28-184		\$1,272.00	9/17/2009		
				CDA A	\$12.72
				DA OFFICE	\$127.20
				GENERAL FUND	\$305.28
				OAKLAND PD	\$826.80
Y28-187		\$243.00	9/17/2009		
				CDA A	\$2.43
				DA OFFICE	\$24.30
				GENERAL FUND	\$58.32
				OAKLAND PD	\$157.95
Y28-189		\$1,212.00	9/17/2009		
				CDA A	\$12.12
				DA OFFICE	\$121.20
				GENERAL FUND	\$290.88
				OAKLAND PD	\$787.80
Y28-191		\$1,767.03	9/17/2009		
				CDA A	\$17.67
				CHP-OAKLAND	\$1,148.57
				DA OFFICE	\$176.70



State of California
ASSET FORFEITURE REPORT -

Table 3

Admin Number	Docket Number	Amount Forfeited	Date Disbursed	Recipient	Amount Disbursed
				GENERAL FUND	\$424.09
Y28-192		\$4,071.00	12/9/2009	ALAMEDA CO SO	\$2,646.15
				CDA A	\$40.71
				DA OFFICE	\$407.10
				GENERAL FUND	\$977.04
Y28-194		\$824.00	12/9/2009	ALAMEDA CO SO	\$535.60
				CDA A	\$8.24
				DA OFFICE	\$82.40
				GENERAL FUND	\$197.76
Y28-200		\$2,353.00	3/12/2009	CDA A	\$23.53
				CHP	\$1,529.45
				DA OFFICE	\$235.30
				GENERAL FUND	\$564.72
Y28-205		\$2,318.00	9/17/2009	CDA A	\$23.18
				DA OFFICE	\$231.80
				GENERAL FUND	\$556.32
				OAKLAND PD	\$1,506.70
Y28-206		\$1,613.00	9/17/2009	CDA A	\$16.13
				DA OFFICE	\$161.30
				GENERAL FUND	\$387.12
				OAKLAND PD	\$1,048.45
Y28-207		\$1,203.00	9/17/2009	CDA A	\$12.03
				DA OFFICE	\$120.30
				GENERAL FUND	\$288.72
				TF SOUTHERN ALAMEDA CO	\$781.95
Y28-209		\$3,557.00	12/9/2009	CDA A	\$35.57
				DA OFFICE	\$355.70
				GENERAL FUND	\$853.68
				TF SOUTHERN ALAMEDA CO	\$2,312.05
Y28-210		\$2,292.00	9/17/2009	CDA A	\$22.92
				DA OFFICE	\$229.20
				GENERAL FUND	\$550.08
				LIVERMORE PD	\$1,489.80
Y28-211		\$1,457.00	9/17/2009	CDA A	\$14.57
				DA OFFICE	\$145.70
				GENERAL FUND	\$349.68
				OAKLAND PD	\$947.05



State of California
ASSET FORFEITURE REPORT - 2009

Table 3

Admin Number	Docket Number	Amount Forfeited	Date Disbursed	Recipient	Amount Disbursed
Y28-212		\$2,066.00	12/9/2009	ALAMEDA CO SO	\$1,342.90
				CDA A	\$20.66
				DA OFFICE	\$206.60
				GENERAL FUND	\$495.84
Y28-216		\$1,527.00	9/17/2009	CDA A	\$15.27
				DA OFFICE	\$152.70
				GENERAL FUND	\$366.48
				OAKLAND PD	\$992.55
Y28-217		\$1,700.00	9/17/2009	CDA A	\$17.00
				DA OFFICE	\$170.00
				GENERAL FUND	\$408.00
				OAKLAND PD	\$1,105.00
Y28-218		\$1,905.00	9/17/2009	CDA A	\$19.05
				DA OFFICE	\$190.50
				GENERAL FUND	\$457.20
				OAKLAND PD	\$1,238.25
Y28-220		\$847.00	3/12/2009	CDA A	\$8.47
				DA OFFICE	\$84.70
				GENERAL FUND	\$203.28
				TF SOUTHERN ALAMEDA CO	\$550.55
Y28-221		\$815.00	3/12/2009	CDA A	\$8.15
				DA OFFICE	\$81.50
				GENERAL FUND	\$195.60
				TF SOUTHERN ALAMEDA CO	\$529.75
Y28-222		\$732.06	9/17/2009	BERKELEY PD	\$475.84
				CDA A	\$7.32
				DA OFFICE	\$73.21
				GENERAL FUND	\$175.69
Y28-225		\$14,498.00	9/17/2009	CDA A	\$144.98
				DA OFFICE	\$1,449.80
				GENERAL FUND	\$3,479.52
				OAKLAND PD	\$9,423.70
Y28-229		\$2,787.38	3/12/2009	BERKELEY PD	\$1,811.80
				CDA A	\$27.87
				DA OFFICE	\$278.74
				GENERAL FUND	\$668.97
Y28-230		\$945.00	9/17/2009	CDA A	\$9.45



State of California
ASSET FORFEITURE REPORT - 2009

Table 3

Admin Number	Docket Number	Amount Forfeited	Date Disbursed	Recipient	Amount Disbursed
				DA OFFICE	\$94.50
				GENERAL FUND	\$226.80
				OAKLAND PD	\$614.25
Y28-235		\$15,905.00	9/17/2009		
				CDA A	\$159.05
				DA OFFICE	\$1,590.50
				GENERAL FUND	\$3,817.20
				SAN LEANDRO PD	\$10,338.25
Y28-236		\$1,446.00	9/17/2009		
				CDA A	\$14.46
				DA OFFICE	\$144.60
				GENERAL FUND	\$347.04
				OAKLAND PD	\$939.90
Y28-242		\$935.00	9/17/2009		
				CDA A	\$9.35
				DA OFFICE	\$93.50
				GENERAL FUND	\$224.40
				HAYWARD PD	\$607.75
Y28-243		\$2,324.00	3/12/2009		
				CDA A	\$23.24
				DA OFFICE	\$232.40
				GENERAL FUND	\$557.76
				SAN LEANDRO PD	\$1,510.60
Y28-245		\$12,775.62	12/9/2009		
				BERKELEY PD	\$8,304.15
				CDA A	\$127.76
				DA OFFICE	\$1,277.56
				GENERAL FUND	\$3,066.15
Y28-246		\$1,372.00	9/17/2009		
				CDA A	\$13.72
				DA OFFICE	\$137.20
				GENERAL FUND	\$329.28
				OAKLAND PD	\$891.80
Y28-248		\$2,565.00	9/17/2009		
				CDA A	\$25.65
				DA OFFICE	\$256.50
				GENERAL FUND	\$615.60
				OAKLAND PD	\$1,667.25
Y28-249		\$9,900.64	3/12/2009		
				CDA A	\$99.01
				DA OFFICE	\$990.06
				GENERAL FUND	\$2,376.15
				TF SOUTHERN ALAMEDA CO	\$6,435.42
Y28-252		\$1,197.00	3/12/2009		
				CDA A	\$11.97
				DA OFFICE	\$119.70
				GENERAL FUND	\$287.28



State of California
ASSET FORFEITURE REPORT - 2009

Table 3

Admin Number	Docket Number	Amount Forfeited	Date Disbursed	Recipient	Amount Disbursed
				SAN LEANDRO PD	\$778.05
Y28-255		\$784.58	9/17/2009	ALAMEDA PD	\$509.97
				CDAA	\$7.85
				DA OFFICE	\$78.46
				GENERAL FUND	\$188.30
Y28-257		\$5,870.00	12/9/2009	CDAA	\$58.70
				DA OFFICE	\$587.00
				GENERAL FUND	\$1,408.80
				SAN LEANDRO PD	\$3,815.50
Y28-259		\$7,575.00	9/17/2009	CDAA	\$75.75
				DA OFFICE	\$757.50
				GENERAL FUND	\$1,818.00
				SAN LEANDRO PD	\$4,923.75
Y28-265		\$14,102.00	9/17/2009	CDAA	\$141.02
				DA OFFICE	\$1,410.20
				GENERAL FUND	\$3,384.48
				TF SOUTHERN ALAMEDA CO	\$9,166.30
Y28-267		\$5,874.41	12/9/2009	BERKELEY PD	\$3,818.37
				CDAA	\$58.74
				DA OFFICE	\$587.44
				GENERAL FUND	\$1,409.86
Y28-274		\$1,705.00	9/17/2009	CDAA	\$17.05
				DA OFFICE	\$170.50
				GENERAL FUND	\$409.20
				TF SOUTHERN ALAMEDA CO	\$1,108.25
Y28-275		\$899.00	9/17/2009	CDAA	\$8.99
				DA OFFICE	\$89.90
				GENERAL FUND	\$215.76
				TF SOUTHERN ALAMEDA CO	\$584.35
Y29-001		\$1,245.00	9/17/2009	CDAA	\$12.45
				DA OFFICE	\$124.50
				GENERAL FUND	\$298.80
				TF SOUTHERN ALAMEDA CO	\$809.25
Y29-003		\$3,920.00	12/9/2009	ALAMEDA CO SO	\$2,548.00
				CDAA	\$39.20
				DA OFFICE	\$392.00
				GENERAL FUND	\$940.80



State of California
ASSET FORFEITURE REPORT - 2009

Table 3

Admin Number	Docket Number	Amount Forfeited	Date Disbursed	Recipient	Amount Disbursed
Y29-009		\$1,272.00	9/17/2009	CDA DA OFFICE EAST BAY REG PARK PD GENERAL FUND	\$12.72 \$127.20 \$826.80 \$305.28
Y29-011		\$1,541.00	12/9/2009	ALAMEDA CO SO CDA DA OFFICE GENERAL FUND	\$1,001.65 \$15.41 \$154.10 \$369.84
Y29-015		\$3,392.00	9/17/2009	CDA DA OFFICE EMERYVILLE PD GENERAL FUND	\$33.92 \$339.20 \$2,204.80 \$814.08
Y29-016		\$1,242.28	9/17/2009	BERKELEY PD CDA DA OFFICE GENERAL FUND	\$807.48 \$12.42 \$124.23 \$298.15
Y29-023		\$10,459.00	12/9/2009	ALAMEDA CO SO CDA DA OFFICE GENERAL FUND	\$6,798.35 \$104.59 \$1,045.90 \$2,510.16
Y29-031		\$1,980.00	9/17/2009	B.A.R.T. PD CDA DA OFFICE GENERAL FUND	\$1,287.00 \$19.80 \$198.00 \$475.20
Y29-035		\$682.00	12/9/2009	ALAMEDA CO SO CDA DA OFFICE GENERAL FUND	\$443.30 \$6.82 \$68.20 \$163.68
Y29-038		\$2,720.74	9/17/2009	ALAMEDA PD CDA DA OFFICE GENERAL FUND	\$1,768.48 \$27.21 \$272.07 \$652.98
Y29-040		\$1,240.00	12/9/2009	CDA DA OFFICE GENERAL FUND LIVERMORE PD	\$12.40 \$124.00 \$297.60 \$806.00
Y29-046		\$546.00	12/9/2009	ALAMEDA CO SO	\$354.90



State of California
ASSET FORFEITURE REPORT - 2009

Table 3

Admin Number	Docket Number	Amount Forfeited	Date Disbursed	Recipient	Amount Disbursed
				CDA	\$5.46
				DA OFFICE	\$54.60
				GENERAL FUND	\$131.04
Y29-051		\$5,605.00	12/9/2009		
				ALAMEDA CO SO	\$3,643.25
				CDA	\$56.05
				DA OFFICE	\$560.50
				GENERAL FUND	\$1,345.20
Y29-053		\$3,420.00	12/9/2009		
				CDA	\$34.20
				DA OFFICE	\$342.00
				GENERAL FUND	\$820.80
				SAN LEANDRO PD	\$2,223.00
Y29-058		\$1,624.61	12/9/2009		
				BERKELEY PD	\$1,055.99
				CDA	\$16.25
				DA OFFICE	\$162.46
				GENERAL FUND	\$389.91
Y29-067		\$1,960.00	12/9/2009		
				CDA	\$19.60
				DA OFFICE	\$196.00
				GENERAL FUND	\$470.40
				TF SOUTHERN ALAMEDA CO	\$1,274.00
Y29-073		\$7,781.00	12/9/2009		
				CDA	\$77.81
				DA OFFICE	\$778.10
				GENERAL FUND	\$1,867.44
				TF SOUTHERN ALAMEDA CO	\$5,057.65
Y29-083		\$2,706.70	12/9/2009		
				BERKELEY PD	\$1,759.35
				CDA	\$27.07
				DA OFFICE	\$270.67
				GENERAL FUND	\$649.61
Y29-084		\$1,022.47	12/9/2009		
				BERKELEY PD	\$664.61
				CDA	\$10.22
				DA OFFICE	\$102.25
				GENERAL FUND	\$245.39
Y29-087		\$2,658.08	12/9/2009		
				BERKELEY PD	\$1,727.75
				CDA	\$26.58
				DA OFFICE	\$265.81
				GENERAL FUND	\$637.94
Y29-113		\$18,958.92	12/9/2009		
				CDA	\$189.59
				DA OFFICE	\$1,895.89
				GENERAL FUND	\$4,550.14



State of California
ASSET FORFEITURE REPORT - 2009

Table 3

Admin Number	Docket Number	Amount Forfeited	Date Disbursed	Recipient	Amount Disbursed
				SAN LEANDRO PD	\$12,323.30
ALAMEDA					\$724,422.70



State of California
ASSET FORFEITURE REPORT -

Table 3

Admin Number	Docket Number	Amount Forfeited	Date Disbursed	Recipient	Amount Disbursed
AMADOR					
AF-08-03	08CV5334	\$2,981.00	8/19/2009	CDA DA OFFICE GENERAL FUND TF AMADOR/C/T NET-	\$29.81 \$298.10 \$715.44 \$1,937.65
AF-08-04	08CR14147	\$1,106.00	7/2/2009	CDA CHP DA OFFICE GENERAL FUND	\$11.06 \$718.90 \$110.60 \$265.44
AF-09-06	09CR15301	\$1,300.00	6/30/2009	CDA DA OFFICE GENERAL FUND TF AMADOR/C/T NET-	\$13.00 \$130.00 \$312.00 \$845.00
AMADOR					\$5,387.00



State of California
ASSET FORFEITURE REPORT - 2009

Table 3

Admin Number	Docket Number	Amount Forfeited	Date Disbursed	Recipient	Amount Disbursed
BUTTE					
05-024		\$3,178.67	1/13/2009	15% - 11489	\$309.92
				CDA A	\$31.79
				CHICO PD	\$1,756.21
				DA OFFICE	\$317.87
				GENERAL FUND	\$762.88
06-029-1		\$12,944.02	1/12/2009	15% - 11489	\$1,262.04
				CDA A	\$129.44
				DA OFFICE	\$4,222.99
				GENERAL FUND	\$3,106.56
				OROVILLE PD	\$4,222.99
08-003		\$2,734.34	5/18/2009	15% - 11489	\$266.60
				CDA A	\$27.34
				DA OFFICE	\$273.43
				GENERAL FUND	\$656.24
				PARADISE PD	\$1,510.73
08-016		\$753.61	2/6/2009	15% - 11489	\$73.48
				CDA A	\$7.54
				CHICO PD	\$416.36
				DA OFFICE	\$75.36
				GENERAL FUND	\$180.87
08-018		\$26,249.29	10/8/2009	15% - 11489	\$2,559.30
				BUTTE CO SO	\$7,251.36
				CDA A	\$262.52
				CHICO PD	\$7,251.36
				DA OFFICE	\$2,624.93
				GENERAL FUND	\$6,299.82
08-035		\$4,528.85	4/24/2009	15% - 11489	\$441.56
				CDA A	\$45.29
				CHICO PD	\$2,502.19
				DA OFFICE	\$452.89
				GENERAL FUND	\$1,086.92
08-041		\$3,497.35	11/18/2009	15% - 11489	\$340.99
				CDA A	\$34.97
				DA OFFICE	\$349.74
				GENERAL FUND	\$839.36
				TF BUTTE INTERAGY NET	\$1,932.29
08-042		\$409.49	1/12/2009	15% - 11489	\$39.93
				CDA A	\$4.09



State of California
ASSET FORFEITURE REPORT - 2009

Table 3

Admin Number	Docket Number	Amount Forfeited	Date Disbursed	Recipient	Amount Disbursed
				DA OFFICE	\$40.95
				GENERAL FUND	\$98.28
				TF BUTTE INTERAGY NET	\$226.24
08-044		\$1,237.47	1/12/2009	15% - 11489	\$120.65
				CDA A	\$12.37
				DA OFFICE	\$123.75
				GENERAL FUND	\$296.99
				TF BUTTE INTERAGY NET	\$683.71
08-045		\$5,238.29	1/12/2009	15% - 11489	\$510.73
				CDA A	\$52.38
				DA OFFICE	\$523.83
				GENERAL FUND	\$1,257.19
				TF BUTTE INTERAGY NET	\$2,894.16
08-045-1		\$530.33	1/12/2009	15% - 11489	\$51.71
				CDA A	\$5.30
				DA OFFICE	\$53.03
				GENERAL FUND	\$127.28
				TF BUTTE INTERAGY NET	\$293.01
08-046		\$4,600.37	3/23/2009	15% - 11489	\$448.54
				CDA A	\$46.00
				DA OFFICE	\$460.04
				GENERAL FUND	\$1,104.09
				TF BUTTE INTERAGY NET	\$2,541.70
08-047		\$34,996.93	12/15/2009	15% - 11489	\$3,412.20
				BUTTE CO SO	\$19,335.80
				CDA A	\$349.98
				DA OFFICE	\$3,499.69
				GENERAL FUND	\$8,399.26
08-047-1		\$6,007.38	1/12/2009	15% - 11489	\$585.72
				CDA A	\$60.07
				DA OFFICE	\$600.74
				GENERAL FUND	\$1,441.77
				TF BUTTE INTERAGY NET	\$3,319.08
08-047-2		\$9,737.54	12/15/2009	15% - 11489	\$949.41
				CDA A	\$97.38
				DA OFFICE	\$973.75
				GENERAL FUND	\$2,337.01
				TF BUTTE INTERAGY NET	\$5,379.99
08-049		\$22,721.70	8/10/2009	15% - 11489	\$2,215.36



State of California
ASSET FORFEITURE REPORT - 2009

Table 3

Admin Number	Docket Number	Amount Forfeited	Date Disbursed	Recipient	Amount Disbursed
				CDA	\$227.22
				DA OFFICE	\$2,272.17
				GENERAL FUND	\$5,453.21
				TF BUTTE INTERAGY NET	\$12,553.74
08-050		\$2,891.92	1/12/2009		
				15% - 11489	\$281.96
				BUTTE CO SO	\$1,597.79
				CDA	\$28.92
				DA OFFICE	\$289.19
				GENERAL FUND	\$694.06
08-051		\$1,387.68	1/12/2009		
				15% - 11489	\$135.30
				CDA	\$13.88
				DA OFFICE	\$138.77
				GENERAL FUND	\$333.04
				TF BUTTE INTERAGY NET	\$766.69
08-053		\$4,561.29	3/23/2009		
				15% - 11489	\$446.45
				CDA	\$45.60
				DA OFFICE	\$455.94
				GENERAL FUND	\$1,094.25
				TF BUTTE INTERAGY NET	\$2,519.05
08-054		\$1,770.85	2/6/2009		
				15% - 11489	\$172.66
				CDA	\$17.71
				DA OFFICE	\$177.09
				GENERAL FUND	\$425.00
				TF BUTTE INTERAGY NET	\$978.39
08-055		\$8,617.43	10/14/2009		
				15% - 11489	\$840.20
				CDA	\$86.17
				DA OFFICE	\$861.75
				GENERAL FUND	\$2,068.18
				TF BUTTE INTERAGY NET	\$4,761.13
08-056-1		\$2,911.98	3/20/2009		
				15% - 11489	\$283.92
				CDA	\$29.12
				DA OFFICE	\$291.20
				GENERAL FUND	\$698.88
				TF BUTTE INTERAGY NET	\$1,608.86
08-058		\$1,454.60	2/6/2009		
				15% - 11489	\$141.82
				BUTTE CO SO	\$803.67
				CDA	\$14.55
				DA OFFICE	\$145.46
				GENERAL FUND	\$349.10



State of California
ASSET FORFEITURE REPORT -

Table 3

Admin Number	Docket Number	Amount Forfeited	Date Disbursed	Recipient	Amount Disbursed
08-061		\$8,171.38	6/16/2009	15% - 11489	\$796.70
				CDA A	\$81.71
				DA OFFICE	\$817.14
				GENERAL FUND	\$1,961.13
				TF BUTTE INTERAGY NET	\$4,514.70
08-063		\$1,031.06	4/8/2009	15% - 11489	\$100.53
				CDA A	\$10.31
				DA OFFICE	\$103.11
				GENERAL FUND	\$247.45
				TF BUTTE INTERAGY NET	\$569.66
08-065		\$3,794.85	3/23/2009	15% - 11489	\$370.00
				CDA A	\$37.95
				CHICO PD	\$2,096.65
				DA OFFICE	\$379.49
				GENERAL FUND	\$910.76
08-066		\$4,956.41	3/23/2009	15% - 11489	\$483.25
				CDA A	\$49.56
				CSU CHICO PD	\$2,738.42
				DA OFFICE	\$495.64
				GENERAL FUND	\$1,189.54
08-067		\$5,070.49	3/23/2009	15% - 11489	\$416.29
				CDA A	\$51.57
				CHICO PD	\$2,849.25
				DA OFFICE	\$515.70
				GENERAL FUND	\$1,237.68
08-068		\$511.79	5/18/2009	15% - 11489	\$49.90
				CDA A	\$5.12
				CHICO PD	\$282.76
				DA OFFICE	\$51.18
				GENERAL FUND	\$122.83
09-001		\$82,387.38	5/21/2009	15% - 11489	\$8,032.77
				CDA A	\$823.87
				DA OFFICE	\$8,238.74
				GENERAL FUND	\$19,772.97
				TF BUTTE INTERAGY NET	\$45,519.03
09-002		\$4,941.83	5/18/2009	15% - 11489	\$481.83
				CDA A	\$49.42
				DA OFFICE	\$494.18
				GENERAL FUND	\$1,186.04



State of California
ASSET FORFEITURE REPORT - 2009

Table 3

Admin Number	Docket Number	Amount Forfeited	Date Disbursed	Recipient	Amount Disbursed
09-003		\$12,139.89	9/16/2009	TF BUTTE INTERAGY NET	\$2,730.36
				15% - 11489	\$1,183.64
				CDAA	\$121.40
				DA OFFICE	\$1,213.99
				GENERAL FUND	\$2,913.57
09-004		\$1,671.06	9/1/2009	TF BUTTE INTERAGY NET	\$6,707.29
				15% - 11489	\$162.93
				CDAA	\$16.71
				CHICO PD	\$923.26
				DA OFFICE	\$167.11
09-005-1		\$579.37	7/22/2009	GENERAL FUND	\$401.05
				15% - 11489	\$56.49
				BUTTE CO SO	\$320.10
				CDAA	\$5.79
				DA OFFICE	\$57.94
09-008		\$874.33	5/18/2009	GENERAL FUND	\$139.05
				15% - 11489	\$85.25
				CDAA	\$8.74
				DA OFFICE	\$87.43
				GENERAL FUND	\$209.84
09-010		\$810.64	5/18/2009	TF BUTTE INTERAGY NET	\$483.07
				15% - 11489	\$79.04
				CDAA	\$8.11
				CHICO PD	\$447.88
				DA OFFICE	\$81.06
09-015		\$5,012.31	10/14/2009	GENERAL FUND	\$194.55
				15% - 11489	\$488.70
				CDAA	\$50.13
				CHICO PD	\$2,769.30
				DA OFFICE	\$501.23
09-017		\$8,984.91	7/22/2009	GENERAL FUND	\$1,202.95
				15% - 11489	\$876.03
				CDAA	\$89.85
				CHICO PD	\$4,964.16
				DA OFFICE	\$898.49
09-018-1		\$3,903.80	10/8/2009	GENERAL FUND	\$2,156.38
				15% - 11489	\$380.62
				CDAA	\$39.04
				DA OFFICE	\$390.38



State of California
ASSET FORFEITURE REPORT - 2009

Table 3

Admin Number	Docket Number	Amount Forfeited	Date Disbursed	Recipient	Amount Disbursed
				GENERAL FUND	\$936.91
				TF BUTTE INTERAGY NET	\$2,156.85
09-019		\$508.27	12/15/2009	15% - 11489	\$49.56
				CDA A	\$5.08
				DA OFFICE	\$50.83
				GENERAL FUND	\$121.98
				TF BUTTE INTERAGY NET	\$280.82
09-021		\$1,886.45	10/9/2009	15% - 11489	\$183.93
				CDA A	\$18.86
				DA OFFICE	\$188.65
				GENERAL FUND	\$452.75
				TF BUTTE INTERAGY NET	\$1,042.26
09-022		\$202.79	8/31/2009	15% - 11489	\$19.77
				CDA A	\$2.03
				CHICO PD	\$112.04
				DA OFFICE	\$20.28
				GENERAL FUND	\$48.67
09-023		\$2,246.71	11/18/2009	15% - 11489	\$219.05
				CDA A	\$22.47
				CHICO PD	\$1,241.31
				DA OFFICE	\$224.67
				GENERAL FUND	\$539.21
09-024		\$2,860.72	8/31/2009	15% - 11489	\$278.92
				CDA A	\$28.61
				CHICO PD	\$1,580.55
				DA OFFICE	\$286.07
				GENERAL FUND	\$686.57
09-025		\$813.88	9/16/2009	15% - 11489	\$79.35
				BUTTE CO PROB	\$449.67
				CDA A	\$8.14
				DA OFFICE	\$81.39
				GENERAL FUND	\$195.33
09-027		\$314.11	8/31/2009	15% - 11489	\$30.63
				CDA A	\$3.14
				CHICO PD	\$173.54
				DA OFFICE	\$31.41
				GENERAL FUND	\$75.39
09-028		\$3,633.02	12/9/2009	15% - 11489	\$354.22
				CDA A	\$36.34



State of California
ASSET FORFEITURE REPORT - 2009

Table 3

Admin Number	Docket Number	Amount Forfeited	Date Disbursed	Recipient	Amount Disbursed
				DA OFFICE	\$363.30
				GENERAL FUND	\$871.92
				TF BUTTE INTERAGY NET	\$2,007.24
09-028-1		\$759.30	9/1/2009		
				15% - 11489	\$74.03
				CDA A	\$7.59
				DA OFFICE	\$75.93
				GENERAL FUND	\$182.23
				TF BUTTE INTERAGY NET	\$419.52
09-029		\$496.11	8/31/2009		
				15% - 11489	\$48.37
				CDA A	\$4.96
				CHICO PD	\$274.10
				DA OFFICE	\$49.61
				GENERAL FUND	\$119.07
09-030		\$37.57	8/31/2009		
				15% - 11489	\$3.66
				CDA A	\$0.38
				CHICO PD	\$20.75
				DA OFFICE	\$3.76
				GENERAL FUND	\$9.02
09-031		\$72.77	8/31/2009		
				15% - 11489	\$7.10
				CDA A	\$0.73
				CHICO PD	\$40.20
				DA OFFICE	\$7.28
				GENERAL FUND	\$17.46
09-033		\$1,218.44	12/15/2009		
				15% - 11489	\$118.80
				BUTTE CO SO	\$673.19
				CDA A	\$12.18
				DA OFFICE	\$121.84
				GENERAL FUND	\$292.43
09-036		\$20,208.36	12/15/2009		
				15% - 11489	\$1,970.32
				CDA A	\$202.07
				DA OFFICE	\$2,020.84
				GENERAL FUND	\$4,850.01
				TF BUTTE INTERAGY NET	\$11,165.12
09-038		\$180.18	11/18/2009		
				15% - 11489	\$17.57
				CDA A	\$1.80
				CHICO PD	\$99.55
				DA OFFICE	\$18.02
				GENERAL FUND	\$43.24
09-043		\$1,303.06	12/15/2009		
				15% - 11489	\$127.05



State of California
ASSET FORFEITURE REPORT -

Table 3

Admin Number	Docket Number	Amount Forfeited	Date Disbursed	Recipient	Amount Disbursed
				CDAA	\$13.03
				DA OFFICE	\$130.31
				GENERAL FUND	\$312.73
				TF BUTTE INTERAGY NET	\$719.94
09-048		\$311.77	12/15/2009		
				15% - 11489	\$30.40
				CDAA	\$3.12
				CHICO PD	\$172.25
				DA OFFICE	\$31.18
				GENERAL FUND	\$74.82
09-049		\$277.51	12/15/2009		
				15% - 11489	\$27.06
				CDAA	\$2.78
				CHICO PD	\$153.32
				DA OFFICE	\$27.75
				GENERAL FUND	\$66.60
09-050		\$323.39	12/15/2009		
				15% - 11489	\$31.53
				CDAA	\$3.24
				CHICO PD	\$178.67
				DA OFFICE	\$32.34
				GENERAL FUND	\$77.61
09-051		\$151.55	12/15/2009		
				15% - 11489	\$14.78
				CDAA	\$1.51
				CHICO PD	\$83.73
				DA OFFICE	\$15.16
				GENERAL FUND	\$36.37
09-057		\$1,895.39	12/15/2009		
				15% - 11489	\$184.80
				CDAA	\$18.96
				DA OFFICE	\$189.54
				GENERAL FUND	\$454.89
				TF BUTTE INTERAGY NET	\$1,047.20
BUTTE					\$347,504.23



State of California
ASSET FORFEITURE REPORT - 2009

Table 3

Admin Number	Docket Number	Amount Forfeited	Date Disbursed	Recipient	Amount Disbursed
CALAVERAS					
AF-08-002		\$8,198.75	7/29/2009	ANGELS CAMP PD	\$5,329.19
				CDAA	\$81.99
				DA OFFICE	\$819.87
				GENERAL FUND	\$1,967.70
AF-08-004		\$4,461.75	7/27/2009	ANGELS CAMP PD	\$2,900.14
				CDAA	\$44.62
				DA OFFICE	\$446.17
				GENERAL FUND	\$1,070.82
AF-08-005		\$96,235.92	6/30/2009	CALAVERAS CO SO	\$62,553.35
				CDAA	\$962.36
				DA OFFICE	\$9,623.59
				GENERAL FUND	\$23,096.62
AF-09-001		\$1,363.80	5/12/2009	CALAVERAS CO SO	\$886.47
				CDAA	\$13.64
				DA OFFICE	\$136.38
				GENERAL FUND	\$327.31
AF-09-002		\$1,444.80	5/18/2009	CALAVERAS CO SO	\$144.48
				CALAVERAS CO SO	\$540.00
				CDAA	\$14.45
				CHP	\$399.12
				GENERAL FUND	\$346.75
CALAVERAS					\$111,705.02



State of California
ASSET FORFEITURE REPORT -

Table 3

Admin Number	Docket Number	Amount Forfeited	Date Disbursed	Recipient	Amount Disbursed
CONTRA COSTA					
06-0154		\$3,382.33	4/9/2009	15% - 11489	\$341.74
				ANTIOCH PD	\$1,568.49
				CDAA	\$35.05
				DA OFFICE	\$595.85
				GENERAL FUND	\$841.20
06-0178		\$7,205.62	11/19/2009	15% - 11489	\$743.43
				CDAA	\$76.25
				CONCORD PD	\$3,335.94
				DA OFFICE	\$1,220.00
				GENERAL FUND	\$1,830.00
07-0058		\$6,165.00	1/22/2009	15% - 11489	\$601.09
				CDAA	\$61.65
				DA OFFICE	\$1,171.35
				GENERAL FUND	\$1,479.60
				TF CENTRAL CC NET-	\$2,851.31
07-0060		\$33,975.65	1/22/2009	15% - 11489	\$3,312.63
				CDAA	\$339.76
				DA OFFICE	\$6,455.37
				GENERAL FUND	\$8,154.15
				TF CENTRAL CC NET-	\$15,713.74
07-0079		\$2,060.86	3/19/2009	15% - 11489	\$208.21
				BRENTWOOD PD	\$934.33
				CDAA	\$21.36
				DA OFFICE	\$384.41
				GENERAL FUND	\$512.55
07-0115		\$29,925.00	1/22/2009	15% - 11489	\$2,917.69
				CDAA	\$299.25
				DA OFFICE	\$5,685.75
				GENERAL FUND	\$7,182.00
				TF CENTRAL CC NET-	\$13,840.31
07-0115A		\$775.00	4/9/2009	15% - 11489	\$75.56
				CDAA	\$7.75
				DA OFFICE	\$147.25
				GENERAL FUND	\$186.00
				TF CENTRAL CC NET-	\$358.44
07-0115B		\$9,410.00	4/14/2009	15% - 11489	\$917.48
				CDAA	\$94.10
				DA OFFICE	\$1,599.70



State of California
ASSET FORFEITURE REPORT - 2009

Table 3

Admin Number	Docket Number	Amount Forfeited	Date Disbursed	Recipient	Amount Disbursed
				GENERAL FUND	\$2,258.40
				TF CENTRAL CC NET-	\$4,540.32
07-0118		\$45,886.82	2/5/2009	15% - 11489	\$4,636.22
				ANTIOCH PD	\$20,803.57
				CDA A	\$475.51
				DA OFFICE	\$8,559.28
				GENERAL FUND	\$11,412.24
07-0118A		\$1,044.22	2/5/2009	15% - 11489	\$104.42
				ANTIOCH PD	\$489.98
				CDA A	\$10.71
				DA OFFICE	\$182.07
				GENERAL FUND	\$257.04
07-0118B		\$6,279.98	9/4/2009	15% - 11489	\$628.00
				ANTIOCH PD	\$2,946.76
				CDA A	\$64.41
				DA OFFICE	\$1,094.97
				GENERAL FUND	\$1,545.84
07-0122		\$1,466.60	3/19/2009	15% - 11489	\$148.18
				BRENTWOOD PD	\$710.50
				CDA A	\$15.20
				DA OFFICE	\$227.97
				GENERAL FUND	\$364.75
07-0162		\$1,048.00	4/9/2009	15% - 11489	\$108.12
				CDA A	\$11.09
				CONTRA COSTA CO SO	\$474.10
				DA OFFICE	\$188.53
				GENERAL FUND	\$266.16
07-0192		\$2,078.71	1/20/2009	15% - 11489	\$207.87
				CDA A	\$21.32
				DA OFFICE	\$383.76
				GENERAL FUND	\$511.68
				PITTSBURG PD	\$954.08
07-0192A		\$1,950.00	1/20/2009	15% - 11489	\$195.00
				CDA A	\$20.00
				DA OFFICE	\$360.00
				GENERAL FUND	\$480.00
				PITTSBURG PD	\$895.00
07-0193		\$28,749.70	2/26/2009	15% - 11489	\$2,904.76
				ANTIOCH PD	\$13,034.19



State of California
ASSET FORFEITURE REPORT -

Table 3

Admin Number	Docket Number	Amount Forfeited	Date Disbursed	Recipient	Amount Disbursed
				CDAA	\$297.92
				DA OFFICE	\$5,362.64
				GENERAL FUND	\$7,150.19
07-0195		\$5,925.00	10/13/2009	15% - 11489	\$577.69
				CDAA	\$59.25
				DA OFFICE	\$1,185.00
				GENERAL FUND	\$1,422.00
				PITTSBURG PD	\$2,681.06
07-0209		\$10,995.21	5/15/2009	15% - 11489	\$1,110.91
				ANTIOCH PD	\$5,098.82
				CDAA	\$113.94
				DA OFFICE	\$1,936.98
				GENERAL FUND	\$2,734.56
07-0211		\$5,279.25	3/10/2009	15% - 11489	\$514.73
				CDAA	\$52.79
				DA OFFICE	\$844.68
				GENERAL FUND	\$1,267.02
				TF WEST CC NET-WESTNET	\$2,600.03
07-0221		\$60,900.00	5/5/2009	15% - 11489	\$5,937.75
				CDAA	\$609.00
				DA OFFICE	\$9,744.00
				GENERAL FUND	\$14,616.00
				TF WEST CC NET-WESTNET	\$29,993.25
08-0001		\$628.42	2/18/2009	15% - 11489	\$64.84
				CDAA	\$6.65
				CONCORD PD	\$297.58
				DA OFFICE	\$99.75
				GENERAL FUND	\$159.60
08-0004		\$744.66	4/20/2009	15% - 11489	\$76.83
				CDAA	\$7.88
				DA OFFICE	\$78.80
				GENERAL FUND	\$189.12
				RICHMOND PD	\$392.03
08-0009		\$2,328.55	4/14/2009	15% - 11489	\$235.27
				ANTIOCH PD	\$1,075.00
				CDAA	\$24.13
				DA OFFICE	\$415.03
				GENERAL FUND	\$579.12
08-0024		\$2,732.35	2/5/2009	15% - 11489	\$266.40



State of California
ASSET FORFEITURE REPORT - 2009

Table 3

Admin Number	Docket Number	Amount Forfeited	Date Disbursed	Recipient	Amount Disbursed
				CDA A	\$27.32
				DA OFFICE	\$437.19
				GENERAL FUND	\$655.76
				TF WEST CC NET-WESTNET	\$1,345.68
08-0037		\$8,464.67	3/19/2009		
				15% - 11489	\$825.30
				CDA A	\$84.65
				DA OFFICE	\$1,354.35
				GENERAL FUND	\$2,031.52
				TF CENTRAL CC NET-	\$4,168.85
08-0041		\$1,857.63	4/14/2009		
				15% - 11489	\$187.69
				CDA A	\$19.25
				CONCORD PD	\$880.69
				DA OFFICE	\$308.00
				GENERAL FUND	\$462.00
08-0049		\$4,251.00	8/26/2009		
				15% - 11489	\$429.51
				CDA A	\$44.05
				DA OFFICE	\$748.88
				GENERAL FUND	\$1,057.24
				PITTSBURG PD	\$1,971.32
08-0050		\$11,153.00	7/14/2009		
				15% - 11489	\$1,087.42
				CDA A	\$111.53
				DA OFFICE	\$1,896.01
				GENERAL FUND	\$2,676.72
				TF WEST CC NET-WESTNET	\$5,381.32
08-0051		\$6,074.67	4/9/2009		
				15% - 11489	\$613.76
				ANTIOCH PD	\$2,879.96
				CDA A	\$62.95
				DA OFFICE	\$1,007.20
				GENERAL FUND	\$1,510.80
08-0054		\$4,541.77	9/4/2009		
				15% - 11489	\$458.88
				CDA A	\$47.06
				DA OFFICE	\$800.11
				GENERAL FUND	\$1,129.56
				PITTSBURG PD	\$2,106.16
08-0054A		\$13,628.69	10/13/2009		
				15% - 11489	\$1,376.99
				CDA A	\$141.23
				DA OFFICE	\$2,400.91
				GENERAL FUND	\$3,389.52
				PITTSBURG PD	\$6,320.04



State of California
ASSET FORFEITURE REPORT - 2009

Table 3

Admin Number	Docket Number	Amount Forfeited	Date Disbursed	Recipient	Amount Disbursed
08-0055		\$1,449.43	7/22/2009	15% - 11489	\$146.45
				CDA A	\$15.02
				DA OFFICE	\$240.32
				GENERAL FUND	\$360.48
				PINOLE PD	\$687.16
08-0062		\$3,729.38	1/6/2009	15% - 11489	\$372.94
				CDA A	\$38.25
				DA OFFICE	\$688.50
				GENERAL FUND	\$918.00
				PITTSBURG PD	\$1,711.69
08-0062A		\$6,045.00	1/6/2009	15% - 11489	\$604.50
				CDA A	\$62.00
				DA OFFICE	\$1,116.00
				GENERAL FUND	\$1,488.00
				PITTSBURG PD	\$2,774.50
08-0070		\$1,701.00	7/1/2009	15% - 11489	\$175.50
				CDA A	\$18.00
				CONTRA COSTA CO SO	\$787.50
				DA OFFICE	\$288.00
				GENERAL FUND	\$432.00
08-0075		\$774.90	2/26/2009	15% - 11489	\$79.95
				CDA A	\$8.20
				DA OFFICE	\$82.00
				GENERAL FUND	\$196.80
				WALNUT CREEK PD	\$407.95
08-0082		\$5,141.00	10/7/2009	15% - 11489	\$516.75
				CDA A	\$53.00
				CONTRA COSTA CO SO	\$2,345.25
				DA OFFICE	\$954.00
				GENERAL FUND	\$1,272.00
08-0082A		\$3,319.34	10/7/2009	15% - 11489	\$333.64
				CDA A	\$34.22
				CONTRA COSTA CO SO	\$1,514.24
				DA OFFICE	\$615.96
				GENERAL FUND	\$821.28
08-0084		\$1,874.99	6/9/2009	15% - 11489	\$189.44
				ANTIOCH PD	\$908.35
				CDA A	\$19.43
				DA OFFICE	\$291.45



State of California
ASSET FORFEITURE REPORT - 2009

Table 3

Admin Number	Docket Number	Amount Forfeited	Date Disbursed	Recipient	Amount Disbursed
08-0086		\$7,263.75	8/26/2009	GENERAL FUND	\$466.32
				15% - 11489	\$726.38
				CDAA	\$74.50
				CONCORD PD	\$3,482.87
				DA OFFICE	\$1,192.00
08-0089		\$202.50	3/19/2009	GENERAL FUND	\$1,788.00
				15% - 11489	\$19.74
				CDAA	\$2.03
				DA OFFICE	\$40.50
				GENERAL FUND	\$48.60
08-0090		\$569.80	4/2/2009	TF CENTRAL CC NET-	\$91.63
				15% - 11489	\$55.55
				CDAA	\$5.70
				DA OFFICE	\$108.26
				GENERAL FUND	\$136.75
08-0091		\$6,894.36	3/19/2009	TF CENTRAL CC NET-	\$263.54
				15% - 11489	\$672.20
				CDAA	\$68.94
				DA OFFICE	\$1,378.87
				GENERAL FUND	\$1,654.65
08-0096		\$428.09	2/26/2009	TF CENTRAL CC NET-	\$3,119.70
				15% - 11489	\$44.17
				CDAA	\$4.53
				DA OFFICE	\$45.30
				GENERAL FUND	\$108.72
08-0102		\$3,071.00	2/5/2009	WALNUT CREEK PD	\$225.37
				15% - 11489	\$299.42
				CDAA	\$30.71
				DA OFFICE	\$460.65
				GENERAL FUND	\$737.04
08-0106		\$486.68	5/28/2009	TF WEST CC NET-WESTNET	\$1,543.18
				15% - 11489	\$50.21
				ANTIOCH PD	\$215.02
				CDAA	\$5.15
				DA OFFICE	\$92.70
08-0108		\$1,166.69	10/27/2009	GENERAL FUND	\$123.60
				15% - 11489	\$117.88
				ANTIOCH PD	\$553.12
				CDAA	\$12.00



State of California
ASSET FORFEITURE REPORT - 2009

Table 3

Admin Number	Docket Number	Amount Forfeited	Date Disbursed	Recipient	Amount Disbursed
				DA OFFICE	\$193.44
				GENERAL FUND	\$290.16
08-0112		\$18,829.12	4/9/2009	15% - 11489	\$1,942.69
				CDA A	\$199.25
				CONTRA COSTA CO SO	\$7,920.18
				DA OFFICE	\$3,985.00
				GENERAL FUND	\$4,782.00
08-0116		\$1,249.68	12/21/2009	15% - 11489	\$126.26
				CDA A	\$12.95
				DA OFFICE	\$220.15
				GENERAL FUND	\$310.80
				RICHMOND PD	\$579.52
08-0117		\$49,318.47	5/15/2009	15% - 11489	\$4,982.96
				ANTIOCH PD	\$24,212.98
				CDA A	\$511.07
				DA OFFICE	\$7,345.72
				GENERAL FUND	\$12,265.74
08-0118		\$2,457.00	4/2/2009	15% - 11489	\$239.56
				CDA A	\$24.57
				DA OFFICE	\$393.12
				GENERAL FUND	\$589.68
				TF CENTRAL CC NET-	\$1,210.07
08-0127		\$974.65	2/5/2009	15% - 11489	\$98.47
				CDA A	\$10.10
				DA OFFICE	\$151.50
				GENERAL FUND	\$242.40
				RICHMOND PD	\$472.18
08-0132A		\$987.47	3/19/2009	15% - 11489	\$100.81
				CDA A	\$10.34
				DA OFFICE	\$155.10
				GENERAL FUND	\$248.16
				PINOLE PD	\$473.06
08-0132B		\$728.57	7/22/2009	15% - 11489	\$73.61
				CDA A	\$7.55
				DA OFFICE	\$128.35
				GENERAL FUND	\$181.20
				PINOLE PD	\$337.86
08-0133		\$1,046.00	8/26/2009	15% - 11489	\$101.98
				CDA A	\$10.46



State of California
ASSET FORFEITURE REPORT - 2009

Table 3

Admin Number	Docket Number	Amount Forfeited	Date Disbursed	Recipient	Amount Disbursed
				DA OFFICE	\$135.83
				GENERAL FUND	\$251.04
				MARTINEZ PD	\$260.14
				SOLANO CO SO	\$286.55
08-0134		\$4,112.00	1/6/2009		
				15% - 11489	\$400.92
				CDAA	\$41.12
				DA OFFICE	\$657.92
				GENERAL FUND	\$986.88
				TF WEST CC NET-WESTNET	\$2,025.16
08-0135		\$447.93	1/6/2009		
				15% - 11489	\$46.21
				ANTIOCH PD	\$235.82
				CDAA	\$4.74
				DA OFFICE	\$47.40
				GENERAL FUND	\$113.76
08-0139		\$6,266.29	2/18/2009		
				15% - 11489	\$646.52
				CDAA	\$66.31
				CONTRA COSTA CO SO	\$2,967.37
				DA OFFICE	\$994.65
				GENERAL FUND	\$1,591.44
08-0139A		\$5,877.90	2/18/2009		
				15% - 11489	\$606.45
				CDAA	\$62.20
				CONTRA COSTA CO SO	\$2,907.85
				DA OFFICE	\$808.60
				GENERAL FUND	\$1,492.80
08-0140		\$989.00	3/25/2009		
				15% - 11489	\$96.43
				CDAA	\$9.89
				DA OFFICE	\$178.02
				GENERAL FUND	\$237.36
				TF WEST CC NET-WESTNET	\$467.30
08-0141		\$539.59	2/18/2009		
				15% - 11489	\$55.67
				CDAA	\$5.71
				DA OFFICE	\$57.10
				GENERAL FUND	\$137.04
				RICHMOND PD	\$284.07
08-0142		\$1,080.80	2/18/2009		
				15% - 11489	\$109.20
				CDAA	\$11.20
				DA OFFICE	\$179.20
				GENERAL FUND	\$268.80
				RICHMOND PD	\$512.40



State of California
ASSET FORFEITURE REPORT - 2009

Table 3

Admin Number	Docket Number	Amount Forfeited	Date Disbursed	Recipient	Amount Disbursed
08-0143		\$1,047.06	1/20/2009	15% - 11489	\$108.03
				CDA A	\$11.08
				DA OFFICE	\$110.80
				GENERAL FUND	\$265.92
				PITTSBURG PD	\$551.23
08-0144		\$2,545.00	1/20/2009	15% - 11489	\$248.14
				CDA A	\$25.45
				DA OFFICE	\$381.75
				GENERAL FUND	\$610.80
				TF CENTRAL CC NET-	\$1,278.86
08-0145		\$897.00	9/22/2009	15% - 11489	\$87.46
				CDA A	\$8.97
				DA OFFICE	\$143.52
				GENERAL FUND	\$215.28
				TF CENTRAL CC NET-	\$441.77
08-0146		\$625.00	1/22/2009	15% - 11489	\$60.94
				CDA A	\$6.25
				DA OFFICE	\$62.50
				GENERAL FUND	\$150.00
				TF CENTRAL CC NET-	\$345.31
08-0147		\$467.78	2/18/2009	15% - 11489	\$48.26
				CDA A	\$4.95
				CONCORD PD	\$246.27
				DA OFFICE	\$49.50
				GENERAL FUND	\$118.80
08-0148		\$3,189.32	2/18/2009	15% - 11489	\$322.24
				CDA A	\$33.05
				CONCORD PD	\$1,578.13
				DA OFFICE	\$462.70
				GENERAL FUND	\$793.20
08-0149		\$1,033.83	2/18/2009	15% - 11489	\$106.66
				CDA A	\$10.94
				CONTRA COSTA CO SO	\$544.27
				DA OFFICE	\$109.40
				GENERAL FUND	\$262.56
08-0149A		\$1,419.39	10/7/2009	15% - 11489	\$146.44
				CDA A	\$15.02
				CONTRA COSTA CO SO	\$627.09
				DA OFFICE	\$270.36



State of California
ASSET FORFEITURE REPORT - 2009

Table 3

Admin Number	Docket Number	Amount Forfeited	Date Disbursed	Recipient	Amount Disbursed
08-0150		\$2,090.00	1/20/2009	GENERAL FUND	\$360.48
				15% - 11489	\$203.77
				CDA A	\$20.90
				CHP	\$522.50
				DA OFFICE	\$209.00
				GENERAL FUND	\$501.60
08-0151		\$914.81	2/18/2009	TF CENTRAL CC NET-	\$632.23
				15% - 11489	\$110.45
				CDA A	\$11.34
				DA OFFICE	\$114.45
				GENERAL FUND	\$270.67
				RICHMOND PD	\$407.90
08-0152		\$576.45	2/5/2009	15% - 11489	\$59.48
				ANTIOCH PD	\$303.47
				CDA A	\$6.10
				DA OFFICE	\$61.00
				GENERAL FUND	\$146.40
08-0155		\$422.04	9/18/2009	15% - 11489	\$43.54
				CDA A	\$4.47
				DA OFFICE	\$44.66
				GENERAL FUND	\$107.18
				RICHMOND PD	\$222.19
08-0156		\$463.99	2/18/2009	15% - 11489	\$47.87
				CDA A	\$4.91
				DA OFFICE	\$98.20
				GENERAL FUND	\$117.84
				RICHMOND PD	\$195.17
08-0158		\$1,252.13	2/18/2009	15% - 11489	\$129.19
				CDA A	\$13.25
				DA OFFICE	\$265.00
				GENERAL FUND	\$318.00
				RICHMOND PD	\$526.69
08-0158A		\$603.90	2/18/2009	15% - 11489	\$63.25
				CDA A	\$6.40
				DA OFFICE	\$127.00
				GENERAL FUND	\$154.05
				RICHMOND PD	\$253.20
08-0158B		\$585.90	3/10/2009	15% - 11489	\$60.45
				CDA A	\$6.20



State of California
ASSET FORFEITURE REPORT - 2009

Table 3

Admin Number	Docket Number	Amount Forfeited	Date Disbursed	Recipient	Amount Disbursed
				DA OFFICE	\$124.00
				GENERAL FUND	\$148.80
				RICHMOND PD	\$246.45
08-0159		\$1,204.88	4/9/2009		
				15% - 11489	\$124.32
				CDA A	\$12.75
				CONTRA COSTA CO SO	\$570.56
				DA OFFICE	\$191.25
				GENERAL FUND	\$306.00
08-0162		\$544.32	2/26/2009		
				15% - 11489	\$56.16
				ANTIOCH PD	\$286.56
				CDA A	\$5.76
				DA OFFICE	\$57.60
				GENERAL FUND	\$138.24
08-0163		\$8,184.16	2/26/2009		
				15% - 11489	\$826.90
				ANTIOCH PD	\$3,880.05
				CDA A	\$84.81
				DA OFFICE	\$1,356.96
				GENERAL FUND	\$2,035.44
08-0165		\$430.92	4/14/2009		
				15% - 11489	\$44.46
				CDA A	\$4.56
				CONCORD PD	\$226.86
				DA OFFICE	\$45.60
				GENERAL FUND	\$109.44
08-0166		\$539.59	4/14/2009		
				15% - 11489	\$55.67
				CDA A	\$5.71
				CONCORD PD	\$284.07
				DA OFFICE	\$57.10
				GENERAL FUND	\$137.04
08-0167		\$1,644.30	3/19/2009		
				15% - 11489	\$169.65
				CDA A	\$17.40
				CONCORD PD	\$865.65
				DA OFFICE	\$174.00
				GENERAL FUND	\$417.60
08-0168		\$458.33	3/19/2009		
				15% - 11489	\$47.29
				CDA A	\$4.85
				CONCORD PD	\$241.29
				DA OFFICE	\$48.50
				GENERAL FUND	\$116.40
08-0169		\$571.73	3/19/2009		
				15% - 11489	\$58.99



State of California
ASSET FORFEITURE REPORT - 2009

Table 3

Admin Number	Docket Number	Amount Forfeited	Date Disbursed	Recipient	Amount Disbursed
				CDA A	\$6.05
				CONCORD PD	\$300.99
				DA OFFICE	\$60.50
				GENERAL FUND	\$145.20
08-0170		\$3,129.00	3/25/2009		
				15% - 11489	\$305.08
				CDA A	\$31.29
				DA OFFICE	\$563.22
				GENERAL FUND	\$750.96
				TF WEST CC NET-WESTNET	\$1,478.45
08-0171		\$11,554.51	4/9/2009		
				15% - 11489	\$1,192.13
				CDA A	\$122.27
				CONTRA COSTA CO SO	\$5,471.58
				DA OFFICE	\$1,834.05
				GENERAL FUND	\$2,934.48
08-0172		\$770.17	4/9/2009		
				15% - 11489	\$79.46
				CDA A	\$8.15
				CONTRA COSTA CO SO	\$405.46
				DA OFFICE	\$81.50
				GENERAL FUND	\$195.60
08-0173		\$1,677.37	4/9/2009		
				15% - 11489	\$173.06
				CDA A	\$17.75
				CONTRA COSTA CO SO	\$794.31
				DA OFFICE	\$266.25
				GENERAL FUND	\$426.00
08-0174		\$3,359.48	4/9/2009		
				15% - 11489	\$346.61
				CDA A	\$35.55
				CONTRA COSTA CO SO	\$1,590.87
				DA OFFICE	\$533.25
				GENERAL FUND	\$853.20
08-0175		\$1,202.00	3/19/2009		
				15% - 11489	\$117.20
				CDA A	\$12.02
				DA OFFICE	\$180.30
				GENERAL FUND	\$288.48
				TF CENTRAL CC NET-	\$604.00
08-0176		\$556.80	4/20/2009		
				15% - 11489	\$56.26
				CDA A	\$5.77
				DA OFFICE	\$86.55
				GENERAL FUND	\$138.48
				RICHMOND PD	\$269.74



State of California
ASSET FORFEITURE REPORT -

Table 3

Admin Number	Docket Number	Amount Forfeited	Date Disbursed	Recipient	Amount Disbursed
08-0177		\$1,023.86	4/20/2009	15% - 11489	\$103.45
				CDA A	\$10.61
				DA OFFICE	\$148.54
				GENERAL FUND	\$254.64
				RICHMOND PD	\$506.62
08-0178		\$1,249.67	4/20/2009	15% - 11489	\$126.26
				CDA A	\$12.95
				DA OFFICE	\$207.20
				GENERAL FUND	\$310.80
				RICHMOND PD	\$592.46
08-0179		\$613.74	4/20/2009	15% - 11489	\$62.01
				CDA A	\$6.36
				DA OFFICE	\$95.40
				GENERAL FUND	\$152.64
				RICHMOND PD	\$297.33
08-0180		\$8,670.52	4/20/2009	15% - 11489	\$876.04
				CDA A	\$89.85
				DA OFFICE	\$1,617.30
				GENERAL FUND	\$2,156.40
				RICHMOND PD	\$3,930.93
08-0181		\$7,248.11	4/20/2009	15% - 11489	\$732.32
				CDA A	\$75.11
				DA OFFICE	\$1,427.09
				GENERAL FUND	\$1,802.64
				RICHMOND PD	\$3,210.95
08-0182		\$2,720.33	9/22/2009	15% - 11489	\$274.85
				CDA A	\$28.19
				DA OFFICE	\$479.23
				GENERAL FUND	\$676.56
				RICHMOND PD	\$1,261.50
08-0183		\$549.41	7/14/2009	15% - 11489	\$59.09
				CDA A	\$5.75
				DA OFFICE	\$83.30
				GENERAL FUND	\$138.07
				PITTSBURG PD	\$263.20
09-0001		\$1,868.94	4/9/2009	15% - 11489	\$190.81
				ANTIOCH PD	\$934.47
				CDA A	\$19.57
				DA OFFICE	\$254.41



State of California
ASSET FORFEITURE REPORT - 2009

Table 3

Admin Number	Docket Number	Amount Forfeited	Date Disbursed	Recipient	Amount Disbursed
09-0002		\$3,927.42	4/9/2009	GENERAL FUND	\$469.68
				15% - 11489	\$405.21
				CDAA	\$41.56
				CONTRA COSTA CO SO	\$2,067.61
				DA OFFICE	\$415.60
09-0003		\$453.60	4/9/2009	GENERAL FUND	\$997.44
				15% - 11489	\$46.80
				CDAA	\$4.80
				CONTRA COSTA CO SO	\$238.80
				DA OFFICE	\$48.00
09-0006		\$15,522.03	4/28/2009	GENERAL FUND	\$115.20
				15% - 11489	\$1,568.29
				CDAA	\$160.85
				DA OFFICE	\$2,734.45
				PINOLE PD	\$7,198.04
09-0008		\$2,533.62	4/14/2009	GENERAL FUND	\$636.72
				15% - 11489	\$258.67
				CDAA	\$26.53
				CONCORD PD	\$1,266.81
				DA OFFICE	\$344.89
09-0009		\$1,469.69	11/3/2009	GENERAL FUND	\$365.52
				15% - 11489	\$148.49
				CDAA	\$15.23
				CONCORD PD	\$696.77
				DA OFFICE	\$243.68
09-0010		\$852.39	4/14/2009	GENERAL FUND	\$216.48
				15% - 11489	\$87.95
				CDAA	\$9.02
				CONCORD PD	\$448.74
				DA OFFICE	\$90.20
09-0011		\$1,332.45	4/14/2009	GENERAL FUND	\$338.40
				15% - 11489	\$137.47
				CDAA	\$14.10
				CONCORD PD	\$701.48
				DA OFFICE	\$141.00
09-0012		\$319.41	4/28/2009	GENERAL FUND	\$32.27
				ANTIOCH PD	\$114.81
				CDAA	\$3.31



State of California
ASSET FORFEITURE REPORT - 2009

Table 3

Admin Number	Docket Number	Amount Forfeited	Date Disbursed	Recipient	Amount Disbursed
				DA OFFICE	\$89.58
				GENERAL FUND	\$79.44
09-0013		\$646.55	9/29/2009	15% - 11489	\$65.32
				CDA A	\$6.70
				DA OFFICE	\$107.20
				GENERAL FUND	\$160.80
				WALNUT CREEK PD	\$306.53
09-0015		\$303.34	4/14/2009	15% - 11489	\$31.29
				CDA A	\$3.21
				CONCORD PD	\$127.60
				DA OFFICE	\$64.20
				GENERAL FUND	\$77.04
09-0016		\$1,039.50	6/18/2009	15% - 11489	\$107.25
				CDA A	\$11.00
				DA OFFICE	\$110.00
				GENERAL FUND	\$264.00
				PINOLE PD	\$547.25
09-0017		\$11,015.00	4/14/2009	15% - 11489	\$1,073.96
				CDA A	\$110.15
				DA OFFICE	\$1,982.70
				GENERAL FUND	\$2,643.60
				TF WEST CC NET-WESTNET	\$5,204.59
09-0018		\$6,552.98	8/26/2009	15% - 11489	\$655.30
				CDA A	\$67.21
				DA OFFICE	\$1,276.99
				GENERAL FUND	\$1,613.04
				PITTSBURG PD	\$2,940.44
09-0019		\$610.00	4/28/2009	15% - 11489	\$59.48
				CDA A	\$6.10
				DA OFFICE	\$61.00
				GENERAL FUND	\$146.40
				TF CENTRAL CC NET-	\$337.02
09-0020		\$590.63	5/15/2009	15% - 11489	\$60.94
				ANTIOCH PD	\$310.94
				CDA A	\$6.25
				DA OFFICE	\$62.50
				GENERAL FUND	\$150.00
09-0021		\$1,709.18	10/27/2009	15% - 11489	\$170.92
				ANTIOCH PD	\$819.53



State of California
ASSET FORFEITURE REPORT - 2009

Table 3

Admin Number	Docket Number	Amount Forfeited	Date Disbursed	Recipient	Amount Disbursed
				CDA A	\$17.53
				DA OFFICE	\$280.48
				GENERAL FUND	\$420.72
09-0022		\$467.00	4/28/2009		
				15% - 11489	\$45.53
				CDA A	\$4.67
				DA OFFICE	\$46.70
				GENERAL FUND	\$112.08
				TF CENTRAL CC NET-	\$258.02
09-0028		\$361.93	5/20/2009		
				15% - 11489	\$37.34
				CDA A	\$3.83
				CONCORD PD	\$190.54
				DA OFFICE	\$38.30
				GENERAL FUND	\$91.92
09-0029		\$535.00	5/15/2009		
				15% - 11489	\$52.16
				CDA A	\$5.35
				DA OFFICE	\$53.50
				GENERAL FUND	\$128.40
				TF CENTRAL CC NET-	\$295.59
09-0029A		\$909.00	11/4/2009		
				15% - 11489	\$88.63
				CDA A	\$9.09
				DA OFFICE	\$136.35
				GENERAL FUND	\$218.16
				TF CENTRAL CC NET-	\$456.77
09-0030		\$3,576.29	9/18/2009		
				15% - 11489	\$361.33
				ANTIOCH PD	\$1,695.50
				CDA A	\$37.06
				DA OFFICE	\$592.96
				GENERAL FUND	\$889.44
09-0032		\$252.83	6/9/2009		
				15% - 11489	\$25.54
				CDA A	\$2.62
				CONCORD PD	\$112.01
				DA OFFICE	\$49.78
				GENERAL FUND	\$62.88
09-0033		\$774.90	6/9/2009		
				15% - 11489	\$79.95
				ANTIOCH PD	\$407.95
				CDA A	\$8.20
				DA OFFICE	\$82.00
				GENERAL FUND	\$196.80
09-0036		\$484.79	7/1/2009		
				15% - 11489	\$50.02



State of California
ASSET FORFEITURE REPORT - 2009

Table 3

Admin Number	Docket Number	Amount Forfeited	Date Disbursed	Recipient	Amount Disbursed
				CDA A	\$5.13
				CONTRA COSTA CO SO	\$255.22
				DA OFFICE	\$51.30
				GENERAL FUND	\$123.12
09-0038		\$576.45	11/3/2009		
				15% - 11489	\$59.48
				CDA A	\$6.10
				CONCORD PD	\$272.97
				DA OFFICE	\$91.50
				GENERAL FUND	\$146.40
09-0039		\$596.29	6/9/2009		
				15% - 11489	\$61.52
				ANTIOCH PD	\$313.92
				CDA A	\$6.31
				DA OFFICE	\$63.10
				GENERAL FUND	\$151.44
09-0041		\$800.41	7/1/2009		
				15% - 11489	\$82.58
				CDA A	\$8.47
				CONTRA COSTA CO SO	\$421.38
				DA OFFICE	\$84.70
				GENERAL FUND	\$203.28
09-0043		\$1,828.67	7/14/2009		
				15% - 11489	\$184.76
				CDA A	\$18.95
				DA OFFICE	\$284.25
				GENERAL FUND	\$454.80
				SAN PABLO PD	\$885.91
09-0044		\$3,766.77	7/1/2009		
				15% - 11489	\$388.64
				CDA A	\$39.86
				CONTRA COSTA CO SO	\$1,863.45
				DA OFFICE	\$518.18
				GENERAL FUND	\$956.64
09-0045		\$1,550.75	7/1/2009		
				15% - 11489	\$160.00
				CDA A	\$16.41
				CONTRA COSTA CO SO	\$816.40
				DA OFFICE	\$164.10
				GENERAL FUND	\$393.84
09-0046		\$438.48	10/19/2009		
				15% - 11489	\$45.24
				CDA A	\$4.64
				DA OFFICE	\$46.40
				GENERAL FUND	\$111.36
				PINOLE PD	\$230.84



State of California
ASSET FORFEITURE REPORT - 2009

Table 3

Admin Number	Docket Number	Amount Forfeited	Date Disbursed	Recipient	Amount Disbursed
09-0049		\$1,241.38	9/18/2009	15% - 11489	\$128.08
				ANTIOCH PD	\$653.53
				CDAA	\$13.13
				DA OFFICE	\$131.37
				GENERAL FUND	\$315.27
09-0050		\$530.14	9/18/2009	15% - 11489	\$54.69
				ANTIOCH PD	\$279.10
				CDAA	\$5.61
				DA OFFICE	\$56.10
				GENERAL FUND	\$134.64
09-0051		\$817.00	9/18/2009	15% - 11489	\$79.66
				CDAA	\$8.17
				DA OFFICE	\$130.72
				GENERAL FUND	\$196.08
				TF WEST CC NET-WESTNET	\$402.37
09-0052		\$1,549.09	7/1/2009	15% - 11489	\$159.83
				CDAA	\$16.39
				CONTRA COSTA CO SO	\$749.95
				DA OFFICE	\$229.50
				GENERAL FUND	\$393.42
09-0053		\$2,442.83	7/1/2009	15% - 11489	\$252.04
				CDAA	\$25.85
				CONTRA COSTA CO SO	\$1,182.64
				DA OFFICE	\$361.90
				GENERAL FUND	\$620.40
09-0054		\$5,691.73	7/1/2009	15% - 11489	\$587.24
				CDAA	\$60.23
				CONTRA COSTA CO SO	\$2,695.29
				DA OFFICE	\$903.45
				GENERAL FUND	\$1,445.52
09-0055		\$465.89	9/4/2009	15% - 11489	\$48.07
				CDAA	\$4.93
				DA OFFICE	\$49.30
				GENERAL FUND	\$118.32
				PITTSBURG PD	\$245.27
09-0057		\$272.16	9/18/2009	15% - 11489	\$28.08
				ANTIOCH PD	\$114.48
				CDAA	\$2.88
				DA OFFICE	\$57.60



State of California
ASSET FORFEITURE REPORT - 2009

Table 3

Admin Number	Docket Number	Amount Forfeited	Date Disbursed	Recipient	Amount Disbursed
09-0058		\$1,174.63	7/1/2009	GENERAL FUND	\$69.12
				15% - 11489	\$121.19
				CDAA	\$12.43
				CONTRA COSTA CO SO	\$556.24
				DA OFFICE	\$186.45
09-0059		\$2,880.36	7/1/2009	GENERAL FUND	\$298.32
				15% - 11489	\$297.18
				CDAA	\$30.48
				CONTRA COSTA CO SO	\$1,394.46
				DA OFFICE	\$426.72
09-0060		\$1,189.50	9/18/2009	GENERAL FUND	\$731.52
				15% - 11489	\$118.95
				ANTIOCH PD	\$582.55
				CDAA	\$12.20
				DA OFFICE	\$183.00
09-0061		\$569.35	10/7/2009	GENERAL FUND	\$292.80
				15% - 11489	\$57.52
				CDAA	\$5.90
				CONTRA COSTA CO SO	\$275.83
				DA OFFICE	\$88.50
09-0062		\$2,275.47	9/18/2009	GENERAL FUND	\$141.60
				15% - 11489	\$229.91
				ANTIOCH PD	\$1,102.36
				CDAA	\$23.58
				DA OFFICE	\$353.70
09-0064		\$426.20	7/22/2009	GENERAL FUND	\$565.92
				15% - 11489	\$43.97
				CDAA	\$4.51
				CONCORD PD	\$224.38
				DA OFFICE	\$45.10
09-0066		\$2,324.70	7/22/2009	GENERAL FUND	\$108.24
				15% - 11489	\$239.85
				CDAA	\$24.60
				CONCORD PD	\$1,125.45
				DA OFFICE	\$344.40
09-0070		\$2,660.18	10/7/2009	GENERAL FUND	\$590.40
				15% - 11489	\$274.46
				CDAA	\$28.15
				CONTRA COSTA CO SO	\$1,231.57



State of California
ASSET FORFEITURE REPORT - 2009

Table 3

Admin Number	Docket Number	Amount Forfeited	Date Disbursed	Recipient	Amount Disbursed
				DA OFFICE	\$450.40
				GENERAL FUND	\$675.60
09-0071		\$10,688.82	9/4/2009	15% - 11489	\$1,079.96
				ANTIOCH PD	\$5,067.50
				CDA A	\$110.76
				DA OFFICE	\$1,772.24
				GENERAL FUND	\$2,658.36
09-0071A		\$600.23	9/18/2009	15% - 11489	\$60.64
				ANTIOCH PD	\$284.57
				CDA A	\$6.22
				DA OFFICE	\$99.52
				GENERAL FUND	\$149.28
09-0072		\$503.69	7/31/2009	15% - 11489	\$51.97
				CDA A	\$5.33
				CONCORD PD	\$265.17
				DA OFFICE	\$53.30
				GENERAL FUND	\$127.92
09-0074		\$2,294.77	8/26/2009	15% - 11489	\$231.86
				CDA A	\$23.78
				DA OFFICE	\$428.04
				GENERAL FUND	\$570.72
				PITTSBURG PD	\$1,040.37
09-0075		\$411.07	7/31/2009	15% - 11489	\$42.41
				CDA A	\$4.35
				CONCORD PD	\$216.41
				DA OFFICE	\$43.50
				GENERAL FUND	\$104.40
09-0079		\$438.48	12/21/2009	15% - 11489	\$45.24
				CDA A	\$4.64
				DA OFFICE	\$46.40
				GENERAL FUND	\$111.36
				RICHMOND PD	\$230.84
09-0080		\$502.74	12/21/2009	15% - 11489	\$51.87
				CDA A	\$5.32
				DA OFFICE	\$53.20
				GENERAL FUND	\$127.68
				RICHMOND PD	\$264.67
09-0082		\$502.74	12/21/2009	15% - 11489	\$51.87
				CDA A	\$5.32



State of California
ASSET FORFEITURE REPORT - 2009

Table 3

Admin Number	Docket Number	Amount Forfeited	Date Disbursed	Recipient	Amount Disbursed
				DA OFFICE	\$53.20
				GENERAL FUND	\$127.68
				RICHMOND PD	\$264.67
09-0083		\$1,809.68	10/7/2009		
				15% - 11489	\$186.71
				CDA A	\$19.15
				CONTRA COSTA CO SO	\$895.27
				DA OFFICE	\$248.95
				GENERAL FUND	\$459.60
09-0084		\$2,500.31	9/18/2009		
				15% - 11489	\$252.62
				ANTIOCH PD	\$1,211.29
				CDA A	\$25.91
				DA OFFICE	\$388.65
				GENERAL FUND	\$621.84
09-0085		\$2,971.08	10/7/2009		
				15% - 11489	\$306.54
				CDA A	\$31.44
				CONTRA COSTA CO SO	\$1,406.94
				DA OFFICE	\$471.60
				GENERAL FUND	\$754.56
09-0089		\$571.73	9/22/2009		
				15% - 11489	\$58.99
				ANTIOCH PD	\$300.99
				CDA A	\$6.05
				DA OFFICE	\$60.50
				GENERAL FUND	\$145.20
09-0090		\$890.43	9/29/2009		
				15% - 11489	\$91.87
				CDA A	\$9.42
				DA OFFICE	\$94.23
				GENERAL FUND	\$226.14
				WALNUT CREEK PD	\$468.77
09-0091		\$541.53	9/29/2009		
				15% - 11489	\$55.87
				CDA A	\$5.73
				DA OFFICE	\$57.31
				GENERAL FUND	\$137.53
				WALNUT CREEK PD	\$285.09
09-0092		\$513.13	9/22/2009		
				15% - 11489	\$52.94
				CDA A	\$5.43
				DA OFFICE	\$54.30
				GENERAL FUND	\$130.32
				RICHMOND PD	\$270.14
09-0093		\$1,060.29	9/22/2009		
				15% - 11489	\$109.39



State of California
ASSET FORFEITURE REPORT - 2009

Table 3

Admin Number	Docket Number	Amount Forfeited	Date Disbursed	Recipient	Amount Disbursed
				CDAA	\$11.22
				DA OFFICE	\$112.20
				GENERAL FUND	\$269.28
				RICHMOND PD	\$558.20
09-0094		\$1,770.18	10/7/2009		
				15% - 11489	\$182.64
				CDAA	\$18.73
				CONTRA COSTA CO SO	\$838.26
				DA OFFICE	\$280.98
				GENERAL FUND	\$449.57
09-0097		\$1,015.88	12/15/2009		
				15% - 11489	\$104.81
				CDAA	\$10.75
				CONTRA COSTA CO SO	\$470.32
				DA OFFICE	\$172.00
				GENERAL FUND	\$258.00
09-0098		\$433.00	11/3/2009		
				15% - 11489	\$42.22
				CDAA	\$4.33
				DA OFFICE	\$43.30
				GENERAL FUND	\$103.92
				TF WEST CC NET-WESTNET	\$239.23
09-0099		\$943.11	10/7/2009		
				15% - 11489	\$97.30
				CDAA	\$9.98
				CONTRA COSTA CO SO	\$496.51
				DA OFFICE	\$99.80
				GENERAL FUND	\$239.52
09-0100		\$716.31	10/7/2009		
				15% - 11489	\$73.90
				CDAA	\$7.58
				CONTRA COSTA CO SO	\$377.11
				DA OFFICE	\$75.80
				GENERAL FUND	\$181.92
09-0102		\$352.10	10/7/2009		
				15% - 11489	\$36.33
				CDAA	\$3.73
				CONTRA COSTA CO SO	\$166.73
				DA OFFICE	\$55.89
				GENERAL FUND	\$89.42
09-0103		\$5,922.00	9/22/2009		
				15% - 11489	\$577.39
				CDAA	\$59.22
				DA OFFICE	\$1,006.74
				GENERAL FUND	\$1,421.28
				TF CENTRAL CC NET-	\$2,857.37



State of California
ASSET FORFEITURE REPORT - 2009

Table 3

Admin Number	Docket Number	Amount Forfeited	Date Disbursed	Recipient	Amount Disbursed
09-0105		\$1,172.75	11/3/2009	15% - 11489	\$121.00
				CDA A	\$12.41
				CONCORD PD	\$617.40
				DA OFFICE	\$124.10
				GENERAL FUND	\$297.84
09-0105A		\$842.00	11/3/2009	15% - 11489	\$86.87
				CDA A	\$8.91
				CONCORD PD	\$443.28
				DA OFFICE	\$89.10
				GENERAL FUND	\$213.84
09-0106		\$18,742.83	11/3/2009	15% - 11489	\$1,913.54
				CDA A	\$196.26
				CONCORD PD	\$9,371.41
				DA OFFICE	\$2,551.38
				GENERAL FUND	\$4,710.24
09-0107		\$1,790.62	10/27/2009	15% - 11489	\$182.81
				ANTIOCH PD	\$895.31
				CDA A	\$18.75
				DA OFFICE	\$243.75
				GENERAL FUND	\$450.00
09-0109		\$1,402.38	10/7/2009	15% - 11489	\$144.69
				CDA A	\$14.84
				CONTRA COSTA CO SO	\$664.09
				DA OFFICE	\$222.60
				GENERAL FUND	\$356.16
09-0112		\$6,134.17	11/3/2009	15% - 11489	\$626.26
				CDA A	\$64.23
				CONCORD PD	\$3,067.09
				DA OFFICE	\$835.02
				GENERAL FUND	\$1,541.57
09-0113		\$770.18	11/3/2009	15% - 11489	\$79.46
				CDA A	\$8.15
				CONCORD PD	\$405.46
				DA OFFICE	\$81.51
				GENERAL FUND	\$195.60
09-0114		\$3,316.72	11/3/2009	15% - 11489	\$338.62
				CDA A	\$34.73
				CONCORD PD	\$1,658.36
				DA OFFICE	\$451.49



State of California
ASSET FORFEITURE REPORT - 2009

Table 3

Admin Number	Docket Number	Amount Forfeited	Date Disbursed	Recipient	Amount Disbursed
09-0120		\$2,835.39	12/21/2009	GENERAL FUND	\$833.52
				15% - 11489	\$289.47
				CDAA	\$29.69
				DA OFFICE	\$415.66
				GENERAL FUND	\$712.56
09-0121		\$3,204.98	12/21/2009	RICHMOND PD	\$1,388.01
				15% - 11489	\$327.21
				CDAA	\$33.56
				DA OFFICE	\$469.84
				GENERAL FUND	\$805.44
09-0123		\$1,353.00	11/3/2009	RICHMOND PD	\$1,568.93
				15% - 11489	\$131.92
				CDAA	\$13.53
				DA OFFICE	\$135.30
				GENERAL FUND	\$324.72
09-0123A		\$635.00	11/3/2009	TF WEST CC NET-WESTNET	\$747.53
				15% - 11489	\$61.91
				CDAA	\$6.35
				DA OFFICE	\$63.50
				GENERAL FUND	\$152.40
09-0124		\$379.00	11/3/2009	TF WEST CC NET-WESTNET	\$350.84
				15% - 11489	\$36.95
				CDAA	\$3.79
				DA OFFICE	\$37.90
				GENERAL FUND	\$90.96
09-0125		\$1,102.81	12/15/2009	TF WEST CC NET-WESTNET	\$209.40
				15% - 11489	\$113.78
				CDAA	\$11.67
				CONTRA COSTA CO SO	\$510.56
				DA OFFICE	\$186.72
09-0126		\$2,754.67	12/15/2009	GENERAL FUND	\$280.08
				15% - 11489	\$284.21
				CDAA	\$29.15
				CONTRA COSTA CO SO	\$1,450.21
				DA OFFICE	\$291.50
09-0127		\$3,564.54	12/15/2009	GENERAL FUND	\$699.60
				15% - 11489	\$367.77
				CDAA	\$37.72
				CONTRA COSTA CO SO	\$1,876.57



State of California
ASSET FORFEITURE REPORT - 2009

Table 3

Admin Number	Docket Number	Amount Forfeited	Date Disbursed	Recipient	Amount Disbursed
				DA OFFICE	\$377.20
				GENERAL FUND	\$905.28
09-0128		\$827.82	12/15/2009	15% - 11489	\$85.41
				CDA A	\$8.76
				CONTRA COSTA CO SO	\$435.81
				DA OFFICE	\$87.60
				GENERAL FUND	\$210.24
09-0130		\$470.61	11/25/2009	15% - 11489	\$48.55
				ANTIOCH PD	\$247.76
				CDA A	\$4.98
				DA OFFICE	\$49.80
				GENERAL FUND	\$119.52
09-0130A		\$635.99	11/25/2009	15% - 11489	\$65.62
				ANTIOCH PD	\$334.82
				CDA A	\$6.73
				DA OFFICE	\$67.30
				GENERAL FUND	\$161.52
09-0131		\$965.00	10/27/2009	15% - 11489	\$94.09
				CDA A	\$9.65
				DA OFFICE	\$96.50
				GENERAL FUND	\$231.60
				TF CENTRAL CC NET-	\$533.16
09-0134		\$893.97	11/25/2009	15% - 11489	\$92.24
				CDA A	\$9.46
				CONCORD PD	\$470.63
				DA OFFICE	\$94.60
				GENERAL FUND	\$227.04
09-0141A		\$524.48	12/15/2009	15% - 11489	\$54.12
				CDA A	\$5.55
				CONTRA COSTA CO SO	\$276.11
				DA OFFICE	\$55.50
				GENERAL FUND	\$133.20
09-0142		\$145.00	10/13/2009	15% - 11489	\$14.14
				CDA A	\$1.45
				DA OFFICE	\$29.00
				GENERAL FUND	\$34.80
				TF WEST CC NET-WESTNET	\$65.61
09-0144		\$791.67	11/4/2009	15% - 11489	\$77.19
				CDA A	\$7.92



State of California
ASSET FORFEITURE REPORT - 2009

Table 3

Admin Number	Docket Number	Amount Forfeited	Date Disbursed	Recipient	Amount Disbursed
				DA OFFICE	\$158.33
				GENERAL FUND	\$190.00
				TF CENTRAL CC NET-	\$358.23
09-0144A		\$57,456.31	11/4/2009	15% - 11489	\$5,419.75
				CDA A	\$555.87
				DA OFFICE	\$11,117.43
				GENERAL FUND	\$13,340.91
				TF CENTRAL CC NET-	\$27,022.35
09-0144B		\$5,047.97	12/11/2009	15% - 11489	\$492.18
				CDA A	\$50.48
				DA OFFICE	\$1,009.59
				GENERAL FUND	\$1,211.51
				TF CENTRAL CC NET-	\$2,284.21
CONTRA COSTA					\$785,857.60



State of California
ASSET FORFEITURE REPORT - 2009

Table 3

Admin Number	Docket Number	Amount Forfeited	Date Disbursed	Recipient	Amount Disbursed
EL DORADO					
LT08-036		\$3,612.61	8/7/2009	15% - 11489	\$352.23
				CDAA	\$36.13
				DA OFFICE	\$361.25
				GENERAL FUND	\$867.03
				TF SOUTH LAKE TAHOE	\$1,995.97
LT08-039		\$636.32	8/7/2009	15% - 11489	\$62.04
				CDAA	\$6.36
				DA OFFICE	\$63.63
				GENERAL FUND	\$152.72
				TF SOUTH LAKE TAHOE	\$351.57
LT08-054		\$767.51	8/7/2009	15% - 11489	\$74.83
				CDAA	\$7.68
				DA OFFICE	\$76.76
				GENERAL FUND	\$184.20
				TF SOUTH LAKE TAHOE	\$424.04
LT09-010		\$940.25	8/7/2009	15% - 11489	\$91.67
				CDAA	\$9.40
				DA OFFICE	\$94.03
				GENERAL FUND	\$225.66
				TF SOUTH LAKE TAHOE	\$519.49
LT09-018		\$956.67	8/7/2009	15% - 11489	\$93.28
				CDAA	\$9.57
				DA OFFICE	\$95.66
				GENERAL FUND	\$229.60
				TF SOUTH LAKE TAHOE	\$528.56
LT09-019		\$957.17	8/7/2009	15% - 11489	\$93.32
				CDAA	\$9.57
				DA OFFICE	\$95.73
				GENERAL FUND	\$229.72
				TF SOUTH LAKE TAHOE	\$528.83
LT09-020		\$496.17	8/7/2009	15% - 11489	\$48.38
				CDAA	\$4.96
				DA OFFICE	\$49.62
				GENERAL FUND	\$119.08
				TF SOUTH LAKE TAHOE	\$274.13
LT09-021		\$1,396.14	8/7/2009	15% - 11489	\$136.12
				CDAA	\$13.96
				DA OFFICE	\$139.62



State of California
ASSET FORFEITURE REPORT - 2009

Table 3

Admin Number	Docket Number	Amount Forfeited	Date Disbursed	Recipient	Amount Disbursed
				GENERAL FUND	\$335.07
				TF SOUTH LAKE TAHOE	\$771.37
LT09-022		\$726.42	8/7/2009	15% - 11489	\$70.83
				CDA A	\$7.26
				DA OFFICE	\$72.64
				GENERAL FUND	\$174.34
				TF SOUTH LAKE TAHOE	\$401.35
LT09-026		\$966.68	8/7/2009	15% - 11489	\$94.25
				CDA A	\$9.67
				DA OFFICE	\$96.67
				GENERAL FUND	\$232.00
				TF SOUTH LAKE TAHOE	\$534.09
EL DORADO					\$11,455.94



State of California
ASSET FORFEITURE REPORT - 2009

Table 3

Admin Number	Docket Number	Amount Forfeited	Date Disbursed	Recipient	Amount Disbursed
FRESNO					
AF2007-0015		\$1,346.04	5/28/2009	15% - 11489	\$131.24
				CDAA	\$13.46
				DA OFFICE	\$134.60
				GENERAL FUND	\$323.05
				TF-FMTF FRSNO METH	\$743.69
AF2007-0045B		\$619.00	9/24/2009	CDAA	\$6.19
				DA OFFICE	\$61.90
				FRESNO PD	\$402.35
				GENERAL FUND	\$148.56
AF2007-0049A		\$2,062.50	2/20/2009	15% - 11489	\$201.09
				CDAA	\$20.63
				DA OFFICE	\$206.25
				FRESNO CO SO	\$1,139.53
				GENERAL FUND	\$495.00
AF2007-0050		\$1,924.14	3/13/2009	CDAA	\$19.24
				DA OFFICE	\$192.42
				FRESNO PD	\$1,250.69
				GENERAL FUND	\$461.79
AF2007-0054		\$3,198.11	3/13/2009	CDAA	\$31.98
				DA OFFICE	\$319.81
				FRESNO PD	\$2,078.77
				GENERAL FUND	\$767.55
AF2007-0061		\$1,219.71	2/2/2009	15% - 11489	\$118.93
				CDAA	\$12.20
				DA OFFICE	\$121.96
				GENERAL FUND	\$292.73
				TF-FMTF FRSNO METH	\$673.89
AF2007-0072		\$2,165.76	8/13/2009	CDAA	\$21.66
				DA OFFICE	\$216.58
				FRESNO PD	\$1,407.74
				GENERAL FUND	\$519.78
AF2007-0076A		\$1,696.50	3/19/2009	15% - 11489	\$165.41
				CDAA	\$16.97
				DA OFFICE	\$169.64
				FRESNO CO SO	\$937.32
				GENERAL FUND	\$407.16
AF2007-0077		\$1,039.00	2/20/2009	15% - 11489	\$101.30



State of California
ASSET FORFEITURE REPORT - 2009

Table 3

Admin Number	Docket Number	Amount Forfeited	Date Disbursed	Recipient	Amount Disbursed
				CDAA	\$10.39
				DA OFFICE	\$103.90
				FRESNO CO SO	\$574.05
				GENERAL FUND	\$249.36
AF2008-0001		\$3,124.76	2/20/2009		
				15% - 11489	\$304.66
				CDAA	\$31.25
				DA OFFICE	\$312.48
				FIREBAUGH PD	\$1,726.43
				GENERAL FUND	\$749.94
AF2008-0002		\$2,571.00	2/20/2009		
				15% - 11489	\$250.67
				CDAA	\$25.71
				DA OFFICE	\$257.10
				FRESNO CO SO	\$1,420.48
				GENERAL FUND	\$617.04
AF2008-0006A		\$6,523.00	10/22/2009		
				15% - 11489	\$635.99
				CDAA	\$65.23
				FRESNO CO SO	\$3,603.96
				GENERAL FUND	\$1,565.52
					\$652.30
AF2008-0009		\$15,421.00	10/22/2009		
				CDAA	\$154.21
				DA OFFICE	\$1,542.10
				FRESNO PD	\$10,023.65
				GENERAL FUND	\$3,701.04
AF2008-0009A		\$2,175.76	6/26/2009		
				CDAA	\$21.76
				DA OFFICE	\$217.58
				FRESNO PD	\$1,414.24
				GENERAL FUND	\$522.18
AF2008-0010		\$4,611.76	2/20/2009		
				CDAA	\$46.12
				DA OFFICE	\$461.18
				FRESNO PD	\$2,997.64
				GENERAL FUND	\$1,106.82
AF2008-0015		\$19,934.71	2/2/2009		
				CDAA	\$199.35
				DA OFFICE	\$1,993.47
				FRESNO PD	\$12,957.56
				GENERAL FUND	\$4,784.33
AF2008-0016A		\$884.00	2/2/2009		
				15% - 11489	\$86.19
				CDAA	\$8.84
				DA OFFICE	\$88.40
				FRESNO CO SO	\$488.41



State of California
ASSET FORFEITURE REPORT - 2009

Table 3

Admin Number	Docket Number	Amount Forfeited	Date Disbursed	Recipient	Amount Disbursed
AF2008-0022		\$1,136.25	6/26/2009	GENERAL FUND	\$212.16
				15% - 11489	\$110.78
				CDAA	\$11.36
				CLOVIS PD	\$627.78
				DA OFFICE	\$113.63
AF2008-0023A		\$1,517.00	3/13/2009	GENERAL FUND	\$272.70
				15% - 11489	\$147.91
				CDAA	\$15.17
				DA OFFICE	\$151.70
				FRESNO CO SO	\$838.14
AF2008-0028		\$1,123.33	6/26/2009	GENERAL FUND	\$364.08
				CDAA	\$11.23
				DA OFFICE	\$112.34
				FRESNO PD	\$730.16
AF2008-0028A		\$4,794.00	6/9/2009	GENERAL FUND	\$269.60
				CDAA	\$47.94
				DA OFFICE	\$479.40
				FRESNO PD	\$3,116.10
AF2008-0028B		\$2,174.00	8/13/2009	GENERAL FUND	\$1,150.56
				CDAA	\$21.74
				DA OFFICE	\$217.40
				FRESNO PD	\$1,413.10
AF2008-0028C		\$344.00	8/13/2009	GENERAL FUND	\$521.76
				CDAA	\$3.44
				DA OFFICE	\$34.40
				FRESNO PD	\$223.60
AF2008-0034A		\$384.00	2/20/2009	GENERAL FUND	\$82.56
				CDAA	\$3.84
				DA OFFICE	\$38.40
				FRESNO PD	\$249.60
AF2008-0041A		\$1,227.33	5/28/2009	GENERAL FUND	\$92.16
				15% - 11489	\$119.66
				CDAA	\$12.27
				DA OFFICE	\$122.74
				FRESNO CO SO	\$678.10
AF2008-0044		\$2,485.33	4/2/2009	GENERAL FUND	\$294.56
				CDAA	\$24.85
				DA OFFICE	\$248.54



State of California
ASSET FORFEITURE REPORT - 2009

Table 3

Admin Number	Docket Number	Amount Forfeited	Date Disbursed	Recipient	Amount Disbursed
				FRESNO PD	\$1,615.46
				GENERAL FUND	\$596.48
AF2008-0045A		\$844.00	2/2/2009	15% - 11489	\$82.29
				CDA A	\$8.44
				DA OFFICE	\$84.40
				FRESNO CO SO	\$466.31
				GENERAL FUND	\$202.56
AF2008-0049		\$4,702.25	5/28/2009	15% - 11489	\$458.47
				CDA A	\$47.02
				DA OFFICE	\$470.23
				FRESNO CO SO	\$2,597.99
				GENERAL FUND	\$1,128.54
AF2008-0051		\$2,591.27	2/2/2009	15% - 11489	\$252.65
				CDA A	\$25.91
				DA OFFICE	\$259.13
				FRESNO CO SO	\$1,431.68
				GENERAL FUND	\$621.90
AF2008-0053		\$2,794.71	2/2/2009	CDA A	\$27.95
				DA OFFICE	\$279.47
				FRESNO PD	\$1,816.56
				GENERAL FUND	\$670.73
AF2008-0056A		\$351.50	2/2/2009	15% - 11489	\$34.27
				CDA A	\$3.52
				DA OFFICE	\$35.15
				FRESNO CO SO	\$194.20
				GENERAL FUND	\$84.36
AF2008-0058		\$887.27	3/13/2009	15% - 11489	\$86.51
				CDA A	\$8.87
				DA OFFICE	\$88.73
				FRESNO CO SO	\$490.22
				GENERAL FUND	\$212.94
AF2008-0061		\$1,888.07	10/22/2009	15% - 11489	\$184.09
				CDA A	\$18.88
				CLOVIS PD	\$1,043.16
				DA OFFICE	\$188.80
				GENERAL FUND	\$453.14
AF2008-0064		\$1,941.36	8/13/2009	CDA A	\$19.41
				DA OFFICE	\$194.14
				FRESNO PD	\$1,261.88



State of California
ASSET FORFEITURE REPORT - 2009

Table 3

Admin Number	Docket Number	Amount Forfeited	Date Disbursed	Recipient	Amount Disbursed
				GENERAL FUND	\$465.93
AF2008-0065		\$1,645.11	10/22/2009		
				CDA A	\$16.45
				DA OFFICE	\$164.51
				FRESNO PD	\$1,069.32
				GENERAL FUND	\$394.83
AF2008-0068		\$3,750.27	3/13/2009		
				15% - 11489	\$365.65
				CDA A	\$37.50
				DA OFFICE	\$375.04
				FRESNO CO SO	\$2,072.02
				GENERAL FUND	\$900.06
AF2008-0068A		\$1,544.00	2/2/2009		
				15% - 11489	\$150.54
				CDA A	\$15.44
				DA OFFICE	\$154.40
				FRESNO CO SO	\$853.06
				GENERAL FUND	\$370.56
AF2008-0068B		\$1,641.50	2/2/2009		
				15% - 11489	\$160.05
				CDA A	\$16.42
				DA OFFICE	\$164.14
				FRESNO CO SO	\$906.93
				GENERAL FUND	\$393.96
AF2008-0069A		\$1,419.00	2/2/2009		
				15% - 11489	\$138.35
				CDA A	\$14.19
				DA OFFICE	\$141.90
				FRESNO CO SO	\$784.00
				GENERAL FUND	\$340.56
AF2008-0071		\$6,734.71	2/20/2009		
				15% - 11489	\$656.63
				BNE	\$3,720.93
				CDA A	\$67.35
				DA OFFICE	\$673.47
				GENERAL FUND	\$1,616.33
AF2008-0072		\$1,154.70	10/22/2009		
				CDA A	\$11.55
				DA OFFICE	\$115.46
				FRESNO PD	\$750.56
				GENERAL FUND	\$277.13
AF2008-0073		\$1,650.71	2/2/2009		
				15% - 11489	\$160.94
				CDA A	\$16.51
				DA OFFICE	\$165.07
				FRESNO CO SO	\$912.02
				GENERAL FUND	\$396.17



State of California
ASSET FORFEITURE REPORT -

Table 3

Admin Number	Docket Number	Amount Forfeited	Date Disbursed	Recipient	Amount Disbursed
AF2008-0074		\$869.71	2/2/2009	15% - 11489	\$84.80
				CDA A	\$8.70
				DA OFFICE	\$86.97
				FRESNO CO SO	\$480.51
				GENERAL FUND	\$208.73
AF2008-0075		\$707.71	2/2/2009	15% - 11489	\$69.00
				CDA A	\$7.08
				DA OFFICE	\$70.77
				FRESNO CO SO	\$391.01
				GENERAL FUND	\$169.85
AF2008-0075A		\$2,851.50	4/2/2009	15% - 11489	\$278.02
				CDA A	\$28.52
				DA OFFICE	\$285.15
				FRESNO CO SO	\$1,575.45
				GENERAL FUND	\$684.36
AF2008-0076		\$1,016.71	2/2/2009	15% - 11489	\$99.13
				CDA A	\$10.17
				DA OFFICE	\$101.67
				FRESNO CO SO	\$561.73
				GENERAL FUND	\$244.01
AF2008-0077		\$6,777.25	5/28/2009	CDA A	\$67.77
				DA OFFICE	\$677.73
				FRESNO PD	\$4,405.21
				GENERAL FUND	\$1,626.54
AF2008-0078A		\$1,934.93	7/21/2009	CDA A	\$19.35
				DA OFFICE	\$193.50
				FRESNO PD	\$1,257.70
				GENERAL FUND	\$464.38
AF2008-0078B		\$3,528.68	7/21/2009	CDA A	\$35.29
				DA OFFICE	\$352.88
				FRESNO PD	\$2,293.64
				GENERAL FUND	\$846.87
AF2008-0079		\$917.71	2/2/2009	CDA A	\$9.18
				DA OFFICE	\$91.77
				FRESNO PD	\$596.51
				GENERAL FUND	\$220.25
AF2008-0080		\$1,895.71	2/2/2009	CDA A	\$18.96
				DA OFFICE	\$189.57



State of California
ASSET FORFEITURE REPORT - 2009

Table 3

Admin Number	Docket Number	Amount Forfeited	Date Disbursed	Recipient	Amount Disbursed
AF2008-0081		\$1,564.71	2/2/2009	FRESNO PD	\$1,232.21
				GENERAL FUND	\$454.97
				15% - 11489	\$152.56
				CDA A	\$15.65
				DA OFFICE	\$156.47
				FRESNO CO SO	\$432.25
AF2008-0083		\$1,569.71	10/22/2009	GENERAL FUND	\$375.53
				SELMA PD	\$432.25
				CDA A	\$15.70
				DA OFFICE	\$156.97
				FRESNO PD	\$1,020.31
				GENERAL FUND	\$376.73
AF2008-0085		\$1,191.25	6/26/2009	CDA A	\$11.91
				DA OFFICE	\$119.13
				FRESNO PD	\$774.31
				GENERAL FUND	\$285.90
AF2008-0087		\$941.25	5/28/2009	CDA A	\$9.41
				DA OFFICE	\$94.13
				FRESNO PD	\$611.81
				GENERAL FUND	\$225.90
AF2008-0088		\$2,394.33	4/2/2009	CDA A	\$23.94
				DA OFFICE	\$239.44
				FRESNO PD	\$1,556.31
				GENERAL FUND	\$574.64
AF2008-0089		\$16,398.33	4/2/2009	CDA A	\$163.98
				DA OFFICE	\$1,639.84
				FRESNO PD	\$10,658.91
				GENERAL FUND	\$3,935.60
AF2008-0090		\$17,943.33	4/2/2009	CDA A	\$179.43
				DA OFFICE	\$1,794.34
				FRESNO PD	\$11,663.16
				GENERAL FUND	\$4,306.40
AF2008-0091		\$902.71	2/2/2009	CDA A	\$9.03
				DA OFFICE	\$90.27
				FRESNO PD	\$586.76
				GENERAL FUND	\$216.65
AF2008-0092		\$1,504.33	4/2/2009	15% - 11489	\$146.67
				CDA A	\$15.04



State of California
ASSET FORFEITURE REPORT - 2009

Table 3

Admin Number	Docket Number	Amount Forfeited	Date Disbursed	Recipient	Amount Disbursed
				DA OFFICE	\$150.44
				FRESNO CO SO	\$415.57
				GENERAL FUND	\$361.04
				SELMA PD	\$415.57
AF2008-0093		\$6,089.51	5/28/2009		
				15% - 11489	\$593.73
				CDAA	\$60.90
				DA OFFICE	\$608.95
				FRESNO CO SO	\$3,364.45
				GENERAL FUND	\$1,461.48
AF2008-0094		\$869.51	5/28/2009		
				15% - 11489	\$84.78
				CDAA	\$8.70
				DA OFFICE	\$86.95
				FRESNO CO SO	\$480.40
				GENERAL FUND	\$208.68
AF2008-0095		\$537.33	4/2/2009		
				15% - 11489	\$52.39
				CDAA	\$5.37
				DA OFFICE	\$53.74
				FRESNO CO SO	\$296.87
				GENERAL FUND	\$128.96
AF2008-0095A		\$1,458.68	5/28/2009		
				15% - 11489	\$142.22
				CDAA	\$14.59
				DA OFFICE	\$145.87
				FRESNO CO SO	\$805.92
				GENERAL FUND	\$350.08
AF2008-0096		\$353.33	4/2/2009		
				15% - 11489	\$34.45
				CDAA	\$3.53
				DA OFFICE	\$35.34
				FRESNO CO SO	\$195.21
				GENERAL FUND	\$84.80
AF2008-0097		\$2,560.33	4/2/2009		
				15% - 11489	\$249.63
				BNE	\$1,414.58
				CDAA	\$25.60
				DA OFFICE	\$256.04
				GENERAL FUND	\$614.48
AF2008-0098		\$3,502.33	4/2/2009		
				15% - 11489	\$341.48
				BNE	\$1,935.04
				CDAA	\$35.02
				DA OFFICE	\$350.23
				GENERAL FUND	\$840.56



State of California
ASSET FORFEITURE REPORT - 2009

Table 3

Admin Number	Docket Number	Amount Forfeited	Date Disbursed	Recipient	Amount Disbursed
AF2008-0100		\$1,043.33	4/2/2009	CDA DA OFFICE FRESNO PD GENERAL FUND	\$10.43 \$104.34 \$678.16 \$250.40
AF2008-0101		\$463.33	9/24/2009	CDA DA OFFICE FRESNO PD GENERAL FUND	\$4.63 \$46.34 \$301.16 \$111.20
AF2008-0102		\$2,257.36	8/15/2009	CDA DA OFFICE FRESNO PD GENERAL FUND	\$22.57 \$225.74 \$1,467.28 \$541.77
AF2008-0104		\$4,144.33	4/2/2009	CDA DA OFFICE FRESNO PD GENERAL FUND	\$41.44 \$414.44 \$2,693.81 \$994.64
AF2008-0105		\$530.33	4/2/2009	CDA DA OFFICE FRESNO PD GENERAL FUND	\$5.30 \$53.04 \$344.71 \$127.28
AF2008-0107		\$860.33	4/2/2009	CDA DA OFFICE FRESNO PD GENERAL FUND	\$8.60 \$86.04 \$559.21 \$206.48
AF2008-0108		\$2,541.33	4/2/2009	CDA DA OFFICE FRESNO PD GENERAL FUND	\$25.41 \$254.14 \$1,651.86 \$609.92
AF2008-0109		\$1,309.69	8/13/2009	CDA DA OFFICE FRESNO PD GENERAL FUND	\$13.10 \$130.96 \$851.30 \$314.33
AF2008-0110		\$513.33	4/2/2009	CDA DA OFFICE FRESNO PD GENERAL FUND	\$5.13 \$51.34 \$333.66 \$123.20
AF2009-0001		\$3,781.29	5/28/2009	CDA	\$37.81



State of California
ASSET FORFEITURE REPORT -

Table 3

Admin Number	Docket Number	Amount Forfeited	Date Disbursed	Recipient	Amount Disbursed
				DA OFFICE	\$378.13
				FRESNO PD	\$2,457.84
				GENERAL FUND	\$907.51
AF2009-0001A		\$5,964.00	7/21/2009		
				CDA A	\$59.64
				DA OFFICE	\$596.40
				FRESNO PD	\$3,876.60
				GENERAL FUND	\$1,431.36
AF2009-0002		\$1,111.33	4/2/2009		
				15% - 11489	\$108.35
				CDA A	\$11.11
				DA OFFICE	\$111.14
				FRESNO CO SO	\$614.01
				GENERAL FUND	\$266.72
AF2009-0002A		\$768.68	5/28/2009		
				15% - 11489	\$74.95
				CDA A	\$7.69
				DA OFFICE	\$76.86
				FRESNO CO SO	\$424.70
				GENERAL FUND	\$184.48
AF2009-0003		\$913.33	4/2/2009		
				CDA A	\$9.13
				DA OFFICE	\$91.34
				FRESNO PD	\$593.66
				GENERAL FUND	\$219.20
AF2009-0004		\$695.33	4/2/2009		
				CDA A	\$6.95
				DA OFFICE	\$69.54
				FRESNO PD	\$451.96
				GENERAL FUND	\$166.88
AF2009-0007		\$777.33	5/28/2009		
				15% - 11489	\$75.79
				CDA A	\$7.77
				DA OFFICE	\$77.74
				FRESNO CO SO	\$429.47
				GENERAL FUND	\$186.56
AF2009-0009		\$741.36	8/13/2009		
				CDA A	\$7.41
				DA OFFICE	\$74.14
				FRESNO PD	\$481.88
				GENERAL FUND	\$177.93
AF2009-0010		\$578.25	5/28/2009		
				CDA A	\$5.78
				DA OFFICE	\$57.83
				FRESNO PD	\$375.86
				GENERAL FUND	\$138.78



State of California
ASSET FORFEITURE REPORT - 2009

Table 3

Admin Number	Docket Number	Amount Forfeited	Date Disbursed	Recipient	Amount Disbursed
AF2009-0011		\$942.25	5/28/2009	15% - 11489	\$91.87
				CDA A	\$9.42
				DA OFFICE	\$94.23
				GENERAL FUND	\$226.14
				REEDLEY PD	\$520.59
AF2009-0013		\$1,386.93	5/28/2009	15% - 11489	\$135.23
				CDA A	\$13.87
				DA OFFICE	\$138.69
				FRESNO CO SO	\$766.28
				GENERAL FUND	\$332.86
AF2009-0013A		\$434.00	5/28/2009	15% - 11489	\$42.32
				CDA A	\$4.34
				DA OFFICE	\$43.39
				FRESNO CO SO	\$239.79
				GENERAL FUND	\$104.16
AF2009-0017		\$3,605.25	5/28/2009	CDA A	\$36.05
				DA OFFICE	\$360.53
				FRESNO PD	\$2,343.41
				GENERAL FUND	\$865.26
AF2009-0018		\$541.25	5/28/2009	CDA A	\$5.41
				DA OFFICE	\$54.13
				FRESNO PD	\$351.81
				GENERAL FUND	\$129.90
AF2009-0020		\$956.25	5/28/2009	CDA A	\$9.56
				DA OFFICE	\$95.63
				FRESNO PD	\$621.56
				GENERAL FUND	\$229.50
AF2009-0022		\$1,391.36	8/13/2009	CDA A	\$13.91
				DA OFFICE	\$139.14
				FRESNO PD	\$904.38
				GENERAL FUND	\$333.93
AF2009-0023		\$2,027.07	10/22/2009	CDA A	\$20.27
				DA OFFICE	\$202.70
				FRESNO PD	\$1,317.60
				GENERAL FUND	\$486.50
AF2009-0025		\$480.04	11/17/2009	15% - 11489	\$46.80
				CDA A	\$4.80
				DA OFFICE	\$48.01



State of California
ASSET FORFEITURE REPORT -

Table 3

Admin Number	Docket Number	Amount Forfeited	Date Disbursed	Recipient	Amount Disbursed
				FRESNO CO SO	\$265.22
				GENERAL FUND	\$115.21
AF2009-0026		\$424.40	10/22/2009	15% - 11489	\$41.38
				CDA A	\$4.24
				DA OFFICE	\$42.44
				FRESNO CO SO	\$234.48
				GENERAL FUND	\$101.86
AF2009-0026A		\$119.00	9/24/2009	15% - 11489	\$11.60
				CDA A	\$1.19
				DA OFFICE	\$11.90
				FRESNO CO SO	\$65.75
				GENERAL FUND	\$28.56
AF2009-0027		\$2,301.25	5/28/2009	15% - 11489	\$224.37
				CDA A	\$23.01
				DA OFFICE	\$230.13
				FRESNO CO SO	\$635.72
				GENERAL FUND	\$552.30
				KERMAN PD	\$635.72
AF2009-0029		\$1,758.36	8/13/2009	CDA A	\$17.58
				DA OFFICE	\$175.84
				FRESNO PD	\$1,142.93
				GENERAL FUND	\$422.01
AF2009-0031		\$2,121.36	8/13/2009	15% - 11489	\$206.83
				CDA A	\$21.21
				CLOVIS PD	\$1,172.05
				DA OFFICE	\$212.14
				GENERAL FUND	\$509.13
AF2009-0032		\$3,554.72	8/13/2009	15% - 11489	\$346.59
				CDA A	\$35.55
				CLOVIS PD	\$1,963.98
				DA OFFICE	\$355.47
				GENERAL FUND	\$853.13
AF2009-0034		\$674.32	9/24/2009	CDA A	\$6.74
				DA OFFICE	\$67.42
				FRESNO PD	\$438.31
				GENERAL FUND	\$161.85
AF2009-0035		\$1,517.36	8/13/2009	CDA A	\$15.17
				DA OFFICE	\$151.74
				FRESNO PD	\$986.28



State of California
ASSET FORFEITURE REPORT - 2009

Table 3

Admin Number	Docket Number	Amount Forfeited	Date Disbursed	Recipient	Amount Disbursed
				GENERAL FUND	\$364.17
AF2009-0036		\$673.04	8/13/2009	15% - 11489	\$65.62
				CDAA	\$6.73
				DA OFFICE	\$67.31
				FRESNO CO SO	\$371.85
				GENERAL FUND	\$161.53
AF2009-0036A		\$74.00	11/17/2009	15% - 11489	\$7.22
				CDAA	\$0.74
				DA OFFICE	\$7.39
				FRESNO CO SO	\$40.89
				GENERAL FUND	\$17.76
AF2009-0037		\$660.04	11/17/2009	15% - 11489	\$64.35
				CDAA	\$6.60
				DA OFFICE	\$66.01
				FRESNO CO SO	\$364.67
				GENERAL FUND	\$158.41
AF2009-0038		\$216.04	8/13/2009	15% - 11489	\$21.06
				CDAA	\$2.16
				DA OFFICE	\$21.61
				FRESNO CO SO	\$119.36
				GENERAL FUND	\$51.85
AF2009-0038A		\$1,149.00	11/17/2009	15% - 11489	\$112.03
				CDAA	\$11.49
				DA OFFICE	\$114.90
				FRESNO CO SO	\$634.82
				GENERAL FUND	\$275.76
AF2009-0039		\$1,411.36	8/13/2009	CDAA	\$14.11
				DA OFFICE	\$141.14
				FRESNO PD	\$917.38
				GENERAL FUND	\$338.73
AF2009-0040		\$2,493.72	8/13/2009	CDAA	\$24.94
				DA OFFICE	\$249.37
				FRESNO PD	\$1,620.92
				GENERAL FUND	\$598.49
AF2009-0043		\$3,023.36	8/13/2009	CDAA	\$30.23
				DA OFFICE	\$302.34
				FRESNO PD	\$1,965.18
				GENERAL FUND	\$725.61



State of California
ASSET FORFEITURE REPORT - 2009

Table 3

Admin Number	Docket Number	Amount Forfeited	Date Disbursed	Recipient	Amount Disbursed
AF2009-0044		\$3,723.36	8/13/2009	CDA A	\$37.23
				DA OFFICE	\$372.34
				FRESNO PD	\$2,420.18
				GENERAL FUND	\$893.61
AF2009-0046		\$959.07	10/22/2009	CDA A	\$9.59
				DA OFFICE	\$95.90
				FRESNO PD	\$623.40
				GENERAL FUND	\$230.18
AF2009-0047		\$3,976.45	10/22/2009	CDA A	\$39.76
				DA OFFICE	\$397.65
				FRESNO PD	\$2,584.69
				GENERAL FUND	\$954.35
AF2009-0048		\$2,905.04	8/13/2009	15% - 11489	\$283.24
				CDA A	\$29.05
				DA OFFICE	\$290.51
				FRESNO CO SO	\$1,605.03
				GENERAL FUND	\$697.21
AF2009-0049		\$2,589.53	10/22/2009	15% - 11489	\$252.48
				CDA A	\$25.90
				DA OFFICE	\$258.94
				FRESNO CO SO	\$1,430.72
				GENERAL FUND	\$621.49
AF2009-0051		\$3,601.07	10/22/2009	CDA A	\$36.01
				DA OFFICE	\$360.10
				FRESNO PD	\$2,340.70
				GENERAL FUND	\$864.26
AF2009-0052		\$1,333.07	10/22/2009	15% - 11489	\$129.97
				CDA A	\$13.33
				DA OFFICE	\$133.31
				FRESNO CO SO	\$736.52
				GENERAL FUND	\$319.94
AF2009-0053		\$4,157.07	10/22/2009	15% - 11489	\$405.31
				CDA A	\$41.57
				DA OFFICE	\$415.71
				FRESNO CO SO	\$2,296.78
				GENERAL FUND	\$997.70
AF2009-0054		\$276.99	10/22/2009	15% - 11489	\$27.01
				CDA A	\$2.77



State of California
ASSET FORFEITURE REPORT - 2009

Table 3

Admin Number	Docket Number	Amount Forfeited	Date Disbursed	Recipient	Amount Disbursed
				DA OFFICE	\$27.69
				FRESNO CO SO	\$153.04
				GENERAL FUND	\$66.48
AF2009-0055		\$392.07	10/22/2009	15% - 11489	\$38.23
				CDA A	\$3.92
				DA OFFICE	\$39.20
				FRESNO CO SO	\$216.62
				GENERAL FUND	\$94.10
AF2009-0057		\$801.07	10/22/2009	15% - 11489	\$78.10
				CDA A	\$8.01
				DA OFFICE	\$80.11
				FRESNO CO SO	\$442.59
				GENERAL FUND	\$192.26
AF2009-0058		\$1,964.53	10/22/2009	15% - 11489	\$191.54
				CDA A	\$19.65
				DA OFFICE	\$196.45
				FRESNO CO SO	\$1,085.40
				GENERAL FUND	\$471.49
AF2009-0059		\$5,446.53	10/22/2009	15% - 11489	\$531.04
				CDA A	\$54.47
				DA OFFICE	\$544.64
				FRESNO CO SO	\$3,009.21
				GENERAL FUND	\$1,307.17
AF2009-0060		\$4,070.53	10/22/2009	CDA A	\$40.71
				DA OFFICE	\$407.05
				FRESNO PD	\$2,645.84
				GENERAL FUND	\$976.93
AF2009-0063		\$1,936.99	10/22/2009	CDA A	\$19.37
				DA OFFICE	\$193.70
				FRESNO PD	\$1,259.04
				GENERAL FUND	\$464.88
AF2009-0064		\$1,935.07	10/22/2009	15% - 11489	\$188.67
				CDA A	\$19.35
				DA OFFICE	\$193.50
				GENERAL FUND	\$464.42
				REEDLEY PD	\$1,069.13
AF2009-0066		\$2,715.07	10/22/2009	15% - 11489	\$264.72
				CDA A	\$27.15
				CHP	\$750.04



State of California
ASSET FORFEITURE REPORT -

Table 3

Admin Number	Docket Number	Amount Forfeited	Date Disbursed	Recipient	Amount Disbursed
				DA OFFICE	\$271.50
				GENERAL FUND	\$651.62
				TF-FMTF FRSNO METH	\$750.04
AF2009-0068		\$1,471.07	10/22/2009	15% - 11489	\$143.43
				CDA A	\$14.71
				CLOVIS PD	\$812.77
				DA OFFICE	\$147.10
				GENERAL FUND	\$353.06
AF2009-0069		\$2,001.07	10/22/2009	15% - 11489	\$195.10
				CDA A	\$20.01
				DA OFFICE	\$200.11
				GENERAL FUND	\$480.26
				REEDLEY PD	\$1,105.59
AF2009-0071		\$1,021.07	10/22/2009	15% - 11489	\$99.55
				CDA A	\$10.21
				DA OFFICE	\$102.11
				FRESNO CO SO	\$564.14
				GENERAL FUND	\$245.06
AF2009-0072		\$1,552.53	10/22/2009	15% - 11489	\$151.37
				CDA A	\$15.53
				DA OFFICE	\$155.25
				FRESNO CO SO	\$857.77
				GENERAL FUND	\$372.61
AF2009-0073		\$888.07	10/22/2009	15% - 11489	\$86.59
				CDA A	\$8.88
				DA OFFICE	\$88.80
				FRESNO CO SO	\$490.66
				GENERAL FUND	\$213.14
AF2009-0075		\$5,141.07	10/22/2009	15% - 11489	\$501.25
				CDA A	\$51.41
				CHP	\$1,420.22
				DA OFFICE	\$514.11
				GENERAL FUND	\$1,233.86
				TF-FMTF FRSNO METH	\$1,420.22
AF2009-0077		\$295.46	10/22/2009	15% - 11489	\$28.81
				CDA A	\$2.95
				DA OFFICE	\$29.55
				FRESNO CO SO	\$163.24
				GENERAL FUND	\$70.91



State of California
ASSET FORFEITURE REPORT - 2009

Table 3

Admin Number	Docket Number	Amount Forfeited	Date Disbursed	Recipient	Amount Disbursed
AF2009-0078		\$1,358.00	10/22/2009	15% - 11489	\$132.41
				CDA A	\$13.58
				DA OFFICE	\$135.79
				FRESNO CO SO	\$750.30
				GENERAL FUND	\$325.92
AF2009-0079		\$2,848.00	10/22/2009	CDA A	\$28.48
				DA OFFICE	\$284.80
				FRESNO PD	\$1,851.20
				GENERAL FUND	\$683.52
AF2009-0080		\$634.46	10/22/2009	15% - 11489	\$61.86
				CDA A	\$6.34
				DA OFFICE	\$63.45
				FRESNO CO SO	\$350.54
				GENERAL FUND	\$152.27
AF2009-0081		\$549.46	10/22/2009	15% - 11489	\$53.57
				CDA A	\$5.49
				DA OFFICE	\$54.95
				FRESNO CO SO	\$303.58
				GENERAL FUND	\$131.87
AF2009-0083		\$1,451.00	10/22/2009	CDA A	\$14.51
				DA OFFICE	\$145.10
				FRESNO PD	\$943.15
				GENERAL FUND	\$348.24
AF2009-0088		\$1,295.00	10/22/2009	CDA A	\$12.95
				DA OFFICE	\$129.50
				FRESNO PD	\$841.75
				GENERAL FUND	\$310.80
FRESNO					\$327,743.06



State of California
ASSET FORFEITURE REPORT -

Table 3

Admin Number	Docket Number	Amount Forfeited	Date Disbursed	Recipient	Amount Disbursed
GLENN					
2006-01	SCV00380	\$665.89	4/9/2009	15% - 11489	\$64.92
				CDAA	\$6.66
				DA OFFICE	\$66.59
				GENERAL FUND	\$159.81
				TF GLINTF	\$183.95
				TF TIDE	\$183.96
2008-01		\$2,043.72	4/1709	15% - 11489	\$199.26
				CDAA	\$20.44
				DA OFFICE	\$204.37
				GENERAL FUND	\$490.49
				TF GLINTF	\$1,129.16
2008-03		\$1,762.12	12/17/2009	15% - 11489	\$171.81
				CDAA	\$17.62
				DA OFFICE	\$176.21
				GENERAL FUND	\$422.91
				GLENN CO SO	\$973.57
2008-04		\$6,635.12	10/2/2009	15% - 11489	\$646.92
				CDAA	\$66.35
				CHP	\$1,078.22
				DA OFFICE	\$663.51
				GENERAL FUND	\$1,592.43
				TF GLINTF	\$2,587.69
2008-06		\$836.12	4/17/2009	15% - 11489	\$81.52
				CDAA	\$8.36
				CHP	\$135.87
				DA OFFICE	\$83.61
				GENERAL FUND	\$200.67
				TF GLINTF	\$326.09
2008-07		\$967.72	12/17/2009	15% - 11489	\$94.35
				CDAA	\$9.68
				DA OFFICE	\$96.77
				GENERAL FUND	\$232.25
				GLENN CO SO	\$534.67
GLENN					\$12,910.69



State of California
ASSET FORFEITURE REPORT - 2009

Table 3

Admin Number	Docket Number	Amount Forfeited	Date Disbursed	Recipient	Amount Disbursed
HUMBOLDT					
07-F-54	HC07-123-F	\$7,201.37	6/15/2009	CDA DA OFFICE GENERAL FUND HUMBOLDT CO DTF-HCDTF	\$72.01 \$720.14 \$1,728.33 \$4,680.89
07-F-58	200704505	\$6,171.95	1/22/2009	CDA DA OFFICE GENERAL FUND HUMBOLDT CO SO	\$61.72 \$617.19 \$1,481.27 \$4,011.77
07-F-71	HC07-150-F	\$15,599.05	1/22/2009	CDA DA OFFICE GENERAL FUND HUMBOLDT CO DTF-HCDTF	\$155.99 \$1,559.91 \$3,743.77 \$10,139.38
07-F-90	HC07-178-F	\$12,732.97	5/11/2009	CDA DA OFFICE GENERAL FUND HUMBOLDT CO DTF-HCDTF	\$127.33 \$1,273.30 \$3,055.91 \$8,276.43
08-F-12	HC08-011-F	\$7,525.37	1/22/2009	CDA DA OFFICE GENERAL FUND HUMBOLDT CO DTF-HCDTF	\$75.25 \$752.54 \$1,806.09 \$4,891.49
08-F-18	HC08-015-F	\$3,300.17	2/13/2009	CDA DA OFFICE GENERAL FUND HUMBOLDT CO DTF-HCDTF	\$33.00 \$330.02 \$792.04 \$2,145.11
08-F-32	HC08-043-F	\$9,287.34	1/22/2009	CDA DA OFFICE GENERAL FUND HUMBOLDT CO DTF-HCDTF	\$92.87 \$928.74 \$2,228.96 \$6,036.77
08-F-36	HC08-032-F	\$15,664.68	10/1/2009	CDA DA OFFICE GENERAL FUND HUMBOLDT CO DTF-HCDTF	\$156.65 \$1,566.47 \$3,759.52 \$10,182.04
08-F-38	HC08-044-F	\$16,619.91	1/21/2009	CDA DA OFFICE GENERAL FUND HUMBOLDT CO DTF-HCDTF	\$166.20 \$1,661.99 \$3,988.78 \$10,802.94



State of California
ASSET FORFEITURE REPORT - 2009

Table 3

Admin Number	Docket Number	Amount Forfeited	Date Disbursed	Recipient	Amount Disbursed
08-F-41	HC08-060-F	\$5,546.41	2/13/2009	CDA	\$55.46
				DA OFFICE	\$554.64
				GENERAL FUND	\$1,331.14
				HUMBOLDT CO DTF-HCDTF	\$3,605.17
08-F-44	HC08-055-F	\$9,269.26	4/30/2009	CDA	\$92.69
				DA OFFICE	\$926.93
				GENERAL FUND	\$2,224.62
				HUMBOLDT CO DTF-HCDTF	\$6,025.02
08-F-46	HC08-073-F	\$12,640.94	1/22/2009	CDA	\$126.41
				DA OFFICE	\$1,264.09
				GENERAL FUND	\$3,033.83
				HUMBOLDT CO DTF-HCDTF	\$8,216.61
08-F-58	HC08-082-F	\$6,920.38	5/11/2009	CDA	\$69.20
				DA OFFICE	\$692.04
				GENERAL FUND	\$1,660.89
				HUMBOLDT CO DTF-HCDTF	\$4,498.25
08-F-61	HC08-085-F	\$1,718.01	3/26/2009	CDA	\$17.18
				DA OFFICE	\$171.80
				GENERAL FUND	\$412.32
				HUMBOLDT CO DTF-HCDTF	\$1,116.71
08-F-62	HC08-085-F	\$8,780.71	3/26/2009	CDA	\$87.81
				DA OFFICE	\$878.07
				GENERAL FUND	\$2,107.37
				HUMBOLDT CO DTF-HCDTF	\$5,707.46
08-F-65	HC08-092-F	\$8,278.82	1/22/2009	CDA	\$82.79
				DA OFFICE	\$827.88
				GENERAL FUND	\$1,986.92
				HUMBOLDT CO DTF-HCDTF	\$5,381.23
08-F-69	HC08-101-F	\$3,019.45	1/22/2009	CDA	\$30.19
				DA OFFICE	\$301.95
				GENERAL FUND	\$724.67
				HUMBOLDT CO DTF-HCDTF	\$1,962.64
08-F-70	HC08-093-F	\$1,369.73	2/13/2009	CDA	\$13.70
				DA OFFICE	\$136.97
				GENERAL FUND	\$328.74
				HUMBOLDT CO DTF-HCDTF	\$890.32
08-F-72	200801099	\$5,136.47	10/1/2009	CDA	\$51.36



State of California
ASSET FORFEITURE REPORT - 2009

Table 3

Admin Number	Docket Number	Amount Forfeited	Date Disbursed	Recipient	Amount Disbursed
				DA OFFICE	\$513.65
				GENERAL FUND	\$1,232.75
				HUMBOLDT CO SO	\$3,338.71
08-F-73	HC08-087-F	\$11,878.01	2/13/2009		
				CDA A	\$118.78
				DA OFFICE	\$1,187.80
				GENERAL FUND	\$2,850.72
				HUMBOLDT CO DTF-HC DTF	\$7,720.71
08-F-74	HC08-109-F	\$2,178.79	1/22/2009		
				CDA A	\$21.79
				DA OFFICE	\$217.88
				GENERAL FUND	\$522.91
				HUMBOLDT CO DTF-HC DTF	\$1,416.21
08-F-75	HC08-111-F	\$3,942.25	4/30/2009		
				CDA A	\$39.42
				DA OFFICE	\$394.23
				GENERAL FUND	\$946.14
				HUMBOLDT CO DTF-HC DTF	\$2,562.46
08-F-78	HC08-095-F	\$35,497.89	5/11/2009		
				CDA A	\$354.98
				DA OFFICE	\$3,549.79
				GENERAL FUND	\$8,519.49
				HUMBOLDT CO DTF-HC DTF	\$23,073.63
08-F-80	5506-3066	\$1,239.50	3/26/2009		
				CDA A	\$12.40
				DA OFFICE	\$123.94
				FORTUNA PD	\$805.68
				GENERAL FUND	\$297.48
08-F-82	HC08-128-F	\$418.94	4/22/2009		
				CDA A	\$4.19
				DA OFFICE	\$41.89
				GENERAL FUND	\$100.55
				HUMBOLDT CO DTF-HC DTF	\$272.31
08-F-83	HC08-115-F	\$4,232.64	3/26/2009		
				CDA A	\$42.33
				DA OFFICE	\$423.26
				GENERAL FUND	\$1,015.83
				HUMBOLDT CO DTF-HC DTF	\$2,751.22
08-F-84	HC08-125-F	\$855.28	10/1/2009		
				CDA A	\$8.55
				DA OFFICE	\$85.53
				GENERAL FUND	\$205.27
				HUMBOLDT CO DTF-HC DTF	\$555.93
08-F-89	HC08-127-F	\$4,807.22	3/26/2009		
				CDA A	\$48.07
				DA OFFICE	\$480.73
				GENERAL FUND	\$1,153.73



State of California
ASSET FORFEITURE REPORT - 2009

Table 3

Admin Number	Docket Number	Amount Forfeited	Date Disbursed	Recipient	Amount Disbursed
08-F-90	HC08-132-F	\$2,966.92	4/22/2009	HUMBOLDT CO DTF-HCDTF	\$3,124.69
				CDA A	\$29.67
				DA OFFICE	\$296.69
				GENERAL FUND	\$712.06
08-F-92	HC08-138-F	\$1,419.90	4/22/2009	HUMBOLDT CO DTF-HCDTF	\$1,928.50
				CDA A	\$14.20
				DA OFFICE	\$141.98
				GENERAL FUND	\$340.78
08-F-94	HC08-139-F	\$2,049.75	6/19/2009	HUMBOLDT CO DTF-HCDTF	\$922.94
				CDA A	\$20.50
				DA OFFICE	\$204.97
				GENERAL FUND	\$491.94
09-F-02	HC08-145-F	\$956.22	4/30/2009	HUMBOLDT CO DTF-HCDTF	\$1,332.34
				CDA A	\$9.56
				DA OFFICE	\$95.63
				GENERAL FUND	\$229.49
09-F-04	HC08-149-F	\$8,125.44	6/15/2009	HUMBOLDT CO DTF-HCDTF	\$621.54
				CDA A	\$81.25
				DA OFFICE	\$812.54
				GENERAL FUND	\$1,950.11
09-F-05	HC09-002-F	\$21,860.21	5/11/2009	HUMBOLDT CO DTF-HCDTF	\$5,281.54
				CDA A	\$218.60
				DA OFFICE	\$2,186.02
				GENERAL FUND	\$5,246.45
09-F-06	HC09-011-F	\$3,275.50	5/11/2009	HUMBOLDT CO DTF-HCDTF	\$14,209.14
				CDA A	\$32.76
				DA OFFICE	\$327.54
				GENERAL FUND	\$786.12
09-F-08	HC09-005-F	\$3,245.17	5/21/2009	HUMBOLDT CO DTF-HCDTF	\$2,129.08
				CDA A	\$32.45
				DA OFFICE	\$324.52
				GENERAL FUND	\$778.84
09-F-10	HC09-018-F	\$1,007.11	5/21/2009	HUMBOLDT CO DTF-HCDTF	\$2,109.36
				CDA A	\$10.07
				DA OFFICE	\$100.71
				GENERAL FUND	\$241.71
				HUMBOLDT CO DTF-HCDTF	\$654.62



State of California
ASSET FORFEITURE REPORT - 2009

Table 3

Admin Number	Docket Number	Amount Forfeited	Date Disbursed	Recipient	Amount Disbursed
09-F-14	HC09-022-F	\$2,450.55	6/19/2009	CDA	\$24.51
				DA OFFICE	\$245.05
				GENERAL FUND	\$588.13
				HUMBOLDT CO DTF-HC DTF	\$1,592.86
09-F-17	HC09-019-F	\$1,118.02	10/1/2009	CDA	\$11.18
				DA OFFICE	\$111.81
				GENERAL FUND	\$268.32
				HUMBOLDT CO DTF-HC DTF	\$726.71
09-F-26	HC09-047-F	\$2,033.02	10/1/2009	CDA	\$20.33
				DA OFFICE	\$203.31
				GENERAL FUND	\$487.92
				HUMBOLDT CO DTF-HC DTF	\$1,321.46
09-F-40	HC09-019-F	\$6,360.47	9/24/2009	CDA	\$63.60
				DA OFFICE	\$636.05
				GENERAL FUND	\$1,526.51
				HUMBOLDT CO DTF-HC DTF	\$4,134.31
HUMBOLDT					\$278,701.79



State of California
ASSET FORFEITURE REPORT - 2009

Table 3

Admin Number	Docket Number	Amount Forfeited	Date Disbursed	Recipient	Amount Disbursed
IMPERIAL					
00-AF-039		\$506.08	6/29/2009	CDA DA OFFICE GENERAL FUND IMPERIAL CO SO	\$4.62 \$90.21 \$110.90 \$300.35
01-AF-023	CO-0212	\$619.70	3/31/2009	CDA DA OFFICE GENERAL FUND TF IMPERIAL CO NTF-ICNTF	\$4.92 \$176.81 \$118.10 \$319.87
03-AF-013		\$1,898.15	5/28/2009	CDA DA OFFICE GENERAL FUND IMPERIAL CO SO	\$18.53 \$230.31 \$444.76 \$1,204.55
03-AF-020	CO-0483	\$21,969.67	1/20/2009	CDA DA OFFICE GENERAL FUND TF IMPERIAL CO NTF-ICNTF	\$219.70 \$2,196.98 \$5,272.72 \$14,280.27
03-AF-023		\$3,799.91	1/23/2009	CDA DA OFFICE GENERAL FUND IMPERIAL CO SO	\$37.60 \$415.99 \$902.38 \$2,443.94
04-AF-008		\$1,670.26	6/29/2009	CDA DA OFFICE EL CENTRO PD GENERAL FUND	\$14.94 \$325.43 \$971.27 \$358.62
05-AF-009		\$5,522.86	3/3/2009	CDA DA OFFICE GENERAL FUND IMPERIAL PD	\$54.62 \$606.92 \$1,310.92 \$3,550.40
05-AF-011	ECU02835	\$33,506.59	1/22/2009	CDA CDCR DA OFFICE GENERAL FUND	\$333.03 \$21,646.68 \$3,534.26 \$7,992.62
05-AF-013		\$249.98	3/3/2009	CDA DA OFFICE GENERAL FUND IMPERIAL CO SO	\$1.91 \$78.10 \$45.82 \$124.15



State of California
ASSET FORFEITURE REPORT - 2009

Table 3

Admin Number	Docket Number	Amount Forfeited	Date Disbursed	Recipient	Amount Disbursed
05-AF-023		\$809.86	2/9/2009	CDA DA OFFICE EL CENTRO PD GENERAL FUND	\$6.87 \$191.68 \$446.46 \$164.85
06-AF-003		\$1,168.18	3/26/2009	CDA DA OFFICE GENERAL FUND TF IMPERIAL CO NTF-ICNTF	\$11.18 \$162.08 \$268.29 \$726.63
06-AF-008		\$330.00	3/3/2009	CDA DA OFFICE GENERAL FUND IMPERIAL CO SO	\$2.60 \$96.36 \$62.30 \$168.74
06-AF-012		\$1,986.23	3/26/2009	CDA DA OFFICE GENERAL FUND TF IMPERIAL CO NTF-ICNTF	\$18.10 \$357.02 \$434.46 \$1,176.65
06-AF-013		\$985.79	1/23/2009	CDA DA OFFICE GENERAL FUND IMPERIAL CO SO	\$8.10 \$256.98 \$194.35 \$526.36
06-AF-015		\$8,078.13	1/23/2009	CDA DA OFFICE GENERAL FUND TF IMPERIAL CO NTF-ICNTF	\$79.02 \$966.22 \$1,896.51 \$5,136.38
07-AF-001	ECL10371	\$18,922.01	6/29/2009	CDA DA OFFICE GENERAL FUND TF IMPERIAL CO NTF-ICNTF	\$187.46 \$2,050.60 \$4,499.04 \$12,184.91
07-AF-004		\$800.00	5/28/2009	CDA DA OFFICE GENERAL FUND TF IMPERIAL CO NTF-ICNTF	\$6.24 \$238.40 \$149.76 \$405.60
07-AF-007		\$600.00	5/28/2009	CDA DA OFFICE GENERAL FUND TF IMPERIAL CO NTF-ICNTF	\$4.24 \$218.40 \$101.76 \$275.60
07-AF-010		\$989.81	2/10/2009	CDA	\$7.26



State of California
ASSET FORFEITURE REPORT - 2009

Table 3

Admin Number	Docket Number	Amount Forfeited	Date Disbursed	Recipient	Amount Disbursed
				DA OFFICE	\$336.58
				EL CENTRO PD	\$471.78
				GENERAL FUND	\$174.19
07-AF-011		\$3,885.00	3/3/2009		
				CDA A	\$38.35
				DA OFFICE	\$433.76
				GENERAL FUND	\$920.33
				IMPERIAL CO SO	\$2,492.56
07-AF-012		\$1,260.86	2/20/2009		
				CDA A	\$9.97
				DA OFFICE	\$363.68
				GENERAL FUND	\$239.25
				TF IMPERIAL CO NTF-ICNTF	\$647.96
07-AF-013		\$1,137.25	3/31/2009		
				CDA A	\$10.24
				DA OFFICE	\$166.92
				GENERAL FUND	\$258.90
				TF IMPERIAL CO NTF-ICNTF	\$701.19
07-AF-014		\$1,092.53	3/26/2009		
				CDA A	\$10.34
				DA OFFICE	\$161.90
				GENERAL FUND	\$248.17
				TF IMPERIAL CO NTF-ICNTF	\$672.12
07-AF-015		\$10,505.21	4/8/2009		
				CDA A	\$104.47
				DA OFFICE	\$1,103.17
				GENERAL FUND	\$2,507.21
				SAN BERNARDINO CO SO	\$6,790.36
08-AF-002		\$6,583.42	3/31/2009		
				CDA A	\$64.85
				DA OFFICE	\$747.26
				GENERAL FUND	\$1,556.31
				TF IMPERIAL CO NTF-ICNTF	\$4,215.00
08-AF-003		\$1,068.91	1/23/2009		
				CDA A	\$10.19
				DA OFFICE	\$151.60
				GENERAL FUND	\$244.62
				TF IMPERIAL CO NTF-ICNTF	\$662.50
08-AF-004	ECU04458	\$1,107.34	1/23/2009		
				CDA A	\$10.57
				DA OFFICE	\$156.00
				GENERAL FUND	\$253.69
				TF IMPERIAL CO NTF-ICNTF	\$687.08
08-AF-005		\$2,461.43	2/10/2009		
				CDA A	\$24.11
				DA OFFICE	\$291.41
				GENERAL FUND	\$578.67



State of California
ASSET FORFEITURE REPORT - 2009

Table 3

Admin Number	Docket Number	Amount Forfeited	Date Disbursed	Recipient	Amount Disbursed
08-AF-006		\$5,117.52	3/26/2009	TF IMPERIAL CO NTF-ICNTF	\$1,567.24
				CDA A	\$50.67
				DA OFFICE	\$557.00
				GENERAL FUND	\$1,216.14
08-AF-008		\$1,737.35	3/26/2009	TF IMPERIAL CO NTF-ICNTF	\$3,293.71
				CDA A	\$16.87
				DA OFFICE	\$218.72
				GENERAL FUND	\$404.97
08-AF-012		\$3,312.83	5/28/2009	IMPERIAL PD	\$1,096.79
				CDA A	\$32.54
				DA OFFICE	\$384.09
				GENERAL FUND	\$781.00
09-AF-001		\$6,526.69	8/31/2009	TF IMPERIAL CO NTF-ICNTF	\$2,115.20
				CDA A	\$64.47
				DA OFFICE	\$723.95
				EL CENTRO PD	\$4,190.87
09-AF-002		\$7,213.97	8/31/2009	GENERAL FUND	\$1,547.40
				CDA A	\$71.35
				DA OFFICE	\$792.68
				GENERAL FUND	\$1,712.34
				TF IMPERIAL CO NTF-ICNTF	\$4,637.60
IMPERIAL					\$157,423.52



State of California
ASSET FORFEITURE REPORT -

Table 3

Admin Number	Docket Number	Amount Forfeited	Date Disbursed	Recipient	Amount Disbursed
KERN					
06-0098		\$7,885.33	6/22/2009	CDA DA OFFICE GENERAL FUND KCSO/CAL-MMET	\$78.85 \$788.54 \$1,892.47 \$5,125.47
07-0037		\$898.26	6/22/2009	CDA DA OFFICE DELANO PD GENERAL FUND	\$8.98 \$336.85 \$336.85 \$215.58
07-0084		\$1,725.73	6/22/2009	CDA CDCR DA OFFICE GENERAL FUND	\$17.25 \$1,121.73 \$172.58 \$414.17
07-0101		\$7,696.28	7/30/2009	BAKERSFIELD PD CDA DA OFFICE GENERAL FUND	\$5,002.58 \$76.96 \$769.63 \$1,847.11
07-0104		\$2,117.16	1/15/2009	BAKERSFIELD PD CDA DA OFFICE GENERAL FUND	\$1,376.15 \$21.17 \$211.72 \$508.12
07-0118		\$4,281.00	8/27/2009	CDA DA OFFICE GENERAL FUND KERN CO SO	\$42.81 \$428.10 \$1,027.44 \$2,782.65
08-0009	262875	\$31,743.50	2/19/2009	CDA DA OFFICE GENERAL FUND KERN CO SO	\$317.43 \$3,174.35 \$7,618.44 \$20,633.28
08-0010		\$3,194.42	6/22/2009	CDA DA OFFICE DELANO PD GENERAL FUND	\$31.94 \$319.44 \$2,076.38 \$766.66
08-0014		\$1,128.42	3/18/2009	CDA DA OFFICE GENERAL FUND KCSO/CAL-MMET	\$11.28 \$200.00 \$270.82 \$646.32



State of California
ASSET FORFEITURE REPORT - 2009

Table 3

Admin Number	Docket Number	Amount Forfeited	Date Disbursed	Recipient	Amount Disbursed
08-0015	263057-NFT	\$12,059.89	3/18/2009	CDA DA OFFICE GENERAL FUND KCSO/CAL-MMET	\$120.60 \$1,205.99 \$2,894.37 \$7,838.93
08-0020		\$7,199.98	6/22/2009	CDA DA OFFICE GENERAL FUND KERN CO SO	\$72.00 \$720.00 \$1,727.99 \$4,679.99
08-0021		\$1,364.00	7/30/2009	BAKERSFIELD PD CDA DA OFFICE GENERAL FUND	\$823.00 \$13.64 \$200.00 \$327.36
08-0022	263072-NFT	\$20,635.13	9/29/2009	CDA DA OFFICE GENERAL FUND KCSO/CAL-MMET	\$206.35 \$2,063.51 \$4,952.43 \$13,412.84
08-0024		\$712.04	3/18/2009	CDA DA OFFICE GENERAL FUND KERN CO SO	\$7.12 \$267.02 \$170.88 \$267.02
08-0025		\$2,058.16	9/29/2009	CDA DA OFFICE GENERAL FUND KERN CO SO	\$20.58 \$205.82 \$493.95 \$1,337.81
08-0028		\$49,043.00	3/18/2009	CDA DA OFFICE GENERAL FUND KNET - KERN	\$490.43 \$4,904.30 \$11,770.32 \$31,877.95
08-0032		\$1,559.16	3/18/2009	CDA DA OFFICE GENERAL FUND KERN CO SO	\$15.59 \$200.00 \$374.19 \$969.38
08-0034		\$649.44	3/18/2009	CDA DA OFFICE GENERAL FUND KNET - KERN	\$6.49 \$243.54 \$155.86 \$243.55
08-0039		\$2,249.52	11/20/2009	BAKERSFIELD PD	\$1,462.19



State of California
ASSET FORFEITURE REPORT - 2009

Table 3

Admin Number	Docket Number	Amount Forfeited	Date Disbursed	Recipient	Amount Disbursed
				CDA A	\$22.49
				DA OFFICE	\$224.96
				GENERAL FUND	\$539.88
08-0044		\$1,417.33	5/26/2009		
				CDA A	\$14.17
				DA OFFICE	\$200.00
				GENERAL FUND	\$340.16
				KNET - KERN	\$863.00
08-0067	264483	\$8,773.52	11/20/2009		
				BAKERSFIELD PD	\$5,702.79
				CDA A	\$87.73
				DA OFFICE	\$877.36
				GENERAL FUND	\$2,105.64
08-0076		\$41,258.78	8/27/2009		
				BAKERSFIELD PD	\$26,818.21
				CDA A	\$412.59
				DA OFFICE	\$4,125.88
				GENERAL FUND	\$9,902.10
08-0080		\$715.52	10/20/2009		
				CDA A	\$7.16
				DA OFFICE	\$268.32
				GENERAL FUND	\$171.72
				KNET - KERN	\$268.32
08-0081		\$921.32	1/15/2009		
				BAKERSFIELD PD	\$490.99
				CDA A	\$9.21
				DA OFFICE	\$200.00
				GENERAL FUND	\$221.12
08-0085		\$642.32	10/20/2009		
				CDA A	\$6.42
				DA OFFICE	\$240.87
				GENERAL FUND	\$154.15
				KNET - KERN	\$240.88
08-0087		\$9,044.86	2/17/2009		
				CDA A	\$90.44
				DA OFFICE	\$904.49
				GENERAL FUND	\$2,170.77
				KCSO/CAL-MMET	\$5,879.16
08-0092		\$2,337.86	8/27/2009		
				BAKERSFIELD PD	\$1,519.61
				CDA A	\$23.38
				DA OFFICE	\$233.79
				GENERAL FUND	\$561.08
08-0093		\$12,144.56	10/20/2009		
				CDA A	\$121.45
				DA OFFICE	\$1,214.46
				GENERAL FUND	\$2,914.69



State of California
ASSET FORFEITURE REPORT - 2009

Table 3

Admin Number	Docket Number	Amount Forfeited	Date Disbursed	Recipient	Amount Disbursed
08-0094		\$2,823.44	4/17/2009	KERN CO SO	\$7,893.96
				CDA	\$28.23
				DA OFFICE	\$282.35
				GENERAL FUND	\$677.62
08-0099		\$634.70	11/20/2009	KERN CO SO	\$1,835.24
				BAKERSFIELD PD	\$238.02
				CDA	\$6.34
				DA OFFICE	\$238.02
				GENERAL FUND	\$152.32
08-0100		\$36,536.33	11/20/2009	BAKERSFIELD PD	\$23,748.62
				CDA	\$365.36
				DA OFFICE	\$3,653.64
				GENERAL FUND	\$8,768.71
08-0101	264483	\$4,970.44	11/20/2009	BAKERSFIELD PD	\$3,230.79
				CDA	\$49.70
				DA OFFICE	\$497.05
				GENERAL FUND	\$1,192.90
08-0104	264597	\$38,235.52	12/18/2009	BAKERSFIELD PD	\$24,853.09
				CDA	\$382.35
				DA OFFICE	\$3,823.56
				GENERAL FUND	\$9,176.52
08-0109		\$12,262.55	1/16/2009	CDA	\$122.63
				CHP-TEJON	\$1,992.66
				DA OFFICE	\$1,226.26
				GENERAL FUND	\$2,943.01
				KERN CO SO	\$5,977.99
08-0111		\$86,385.56	10/20/2009	CDA	\$863.86
				DA OFFICE	\$8,638.56
				GENERAL FUND	\$20,732.53
				KNET - KERN	\$56,150.61
08-0113		\$1,607.55	1/15/2009	BAKERSFIELD PD	\$1,005.66
				CDA	\$16.08
				DA OFFICE	\$200.00
				GENERAL FUND	\$385.81
08-0114		\$1,557.42	1/15/2009	CDA	\$15.57
				DA OFFICE	\$200.00
				DELANO PD	\$484.03
				DRUG ENFORCEMENT	\$484.03



State of California
ASSET FORFEITURE REPORT - 2009

Table 3

Admin Number	Docket Number	Amount Forfeited	Date Disbursed	Recipient	Amount Disbursed
08-0117		\$1,904.84	1/15/2009	GENERAL FUND	\$373.79
				BAKERSFIELD PD	\$1,238.15
				CDAA	\$19.05
				DA OFFICE	\$190.48
08-0118	264904	\$18,100.55	12/18/2009	GENERAL FUND	\$457.16
				BAKERSFIELD PD	\$11,765.36
				CDAA	\$181.00
				DA OFFICE	\$1,810.06
08-0120		\$9,589.16	1/15/2009	GENERAL FUND	\$4,344.13
				CDAA	\$95.89
				DA OFFICE	\$958.92
				GENERAL FUND	\$2,301.40
08-0122		\$3,522.66	2/17/2009	KNET - KERN	\$6,232.95
				CDAA	\$35.22
				DA OFFICE	\$352.27
				GENERAL FUND	\$845.44
08-0123		\$3,346.16	1/15/2009	KCSO/CAL-MMET	\$2,289.73
				BAKERSFIELD PD	\$2,175.00
				CDAA	\$33.46
				DA OFFICE	\$334.62
08-0124		\$709.16	1/23/2009	GENERAL FUND	\$803.08
				BAKERSFIELD PD	\$331.87
				CDAA	\$7.09
				DA OFFICE	\$200.00
08-0125		\$126.16	2/17/2009	GENERAL FUND	\$170.20
				BAKERSFIELD PD	\$47.32
				CDAA	\$1.26
				DA OFFICE	\$47.31
08-0128		\$715.00	3/18/2009	GENERAL FUND	\$30.27
				BAKERSFIELD PD	\$464.75
				CDAA	\$7.15
				DA OFFICE	\$71.50
08-0129	265186	\$1,700.44	10/20/2009	GENERAL FUND	\$171.60
				BAKERSFIELD PD	\$1,075.34
				CDAA	\$17.00
				DA OFFICE	\$200.00
				GENERAL FUND	\$408.10



State of California
ASSET FORFEITURE REPORT - 2009

Table 3

Admin Number	Docket Number	Amount Forfeited	Date Disbursed	Recipient	Amount Disbursed
08-0130		\$720.08	2/17/2009	CDA DA OFFICE GENERAL FUND KNET - KERN	\$7.20 \$270.03 \$172.81 \$270.04
08-0131		\$627.08	2/17/2009	CDA DA OFFICE GENERAL FUND KNET - KERN	\$6.27 \$235.16 \$150.49 \$235.16
08-0132		\$8,219.12	2/17/2009	BAKERSFIELD PD CDA DA OFFICE GENERAL FUND	\$5,342.43 \$82.19 \$821.92 \$1,972.58
08-0133		\$967.84	1/15/2009	BAKERSFIELD PD CDA DA OFFICE GENERAL FUND	\$525.88 \$9.68 \$200.00 \$232.28
08-0134	265885	\$16,746.66	2/17/2009	CDA DA OFFICE GENERAL FUND KINGS CO SO	\$167.47 \$1,674.67 \$4,019.19 \$10,885.33
08-0135		\$766.84	2/17/2009	BAKERSFIELD PD CDA DA OFFICE GENERAL FUND	\$287.57 \$7.66 \$287.57 \$184.04
08-0136	265468	\$2,807.25	8/27/2009	CDA DA OFFICE GENERAL FUND KERN CO SO	\$28.07 \$280.73 \$673.74 \$1,824.71
08-0137		\$4,902.84	8/27/2009	CDA DA OFFICE GENERAL FUND KERN CO SO	\$49.02 \$490.29 \$1,176.68 \$3,186.85
08-0138		\$991.84	1/15/2009	BAKERSFIELD PD CDA DA OFFICE GENERAL FUND	\$543.88 \$9.92 \$200.00 \$238.04
08-0139		\$2,227.29	3/18/2009	CDA	\$22.27



State of California
ASSET FORFEITURE REPORT - 2009

Table 3

Admin Number	Docket Number	Amount Forfeited	Date Disbursed	Recipient	Amount Disbursed
				DA OFFICE	\$222.73
				GENERAL FUND	\$534.55
				KCSO/CAL-MMET	\$1,447.74
08-0140		\$1,782.29	2/17/2009		
				CDA A	\$17.82
				DA OFFICE	\$200.00
				GENERAL FUND	\$427.75
				KCSO/CAL-MMET	\$1,136.72
08-0141		\$1,048.25	2/17/2009		
				BAKERSFIELD PD	\$586.19
				CDA A	\$10.48
				DA OFFICE	\$200.00
				GENERAL FUND	\$251.58
08-0142		\$2,947.80	4/17/2009		
				CDA A	\$29.47
				DA OFFICE	\$294.78
				GENERAL FUND	\$707.47
				KCSO/CAL-MMET	\$1,916.08
08-0144	265502	\$446.25	3/18/2009		
				BAKERSFIELD PD	\$167.35
				CDA A	\$4.46
				DA OFFICE	\$167.34
				GENERAL FUND	\$107.10
08-0145		\$920.12	2/17/2009		
				BAKERSFIELD PD	\$490.09
				CDA A	\$9.20
				DA OFFICE	\$200.00
				GENERAL FUND	\$220.83
08-0147		\$585.80	3/18/2009		
				BAKERSFIELD PD	\$219.68
				CDA A	\$5.85
				DA OFFICE	\$219.68
				GENERAL FUND	\$140.59
08-0148		\$3,068.74	5/26/2009		
				CDA A	\$30.68
				DA OFFICE	\$306.88
				GENERAL FUND	\$736.49
				TAFT PD	\$1,994.69
08-0149		\$7,815.80	3/18/2009		
				BAKERSFIELD PD	\$5,080.27
				CDA A	\$78.16
				DA OFFICE	\$781.58
				GENERAL FUND	\$1,875.79
08-0150		\$965.12	2/17/2009		
				BAKERSFIELD PD	\$523.84
				CDA A	\$9.65
				DA OFFICE	\$200.00



State of California
ASSET FORFEITURE REPORT - 2009

Table 3

Admin Number	Docket Number	Amount Forfeited	Date Disbursed	Recipient	Amount Disbursed
08-0151	265730	\$1,299.81	9/29/2009	GENERAL FUND	\$231.63
				CDA A	\$12.99
				DA OFFICE	\$129.99
				GENERAL FUND	\$311.95
				KCSO/CAL-MMET	\$844.88
08-0152		\$3,376.74	5/26/2009		
				CDA A	\$33.76
				DA OFFICE	\$337.68
				DELANO PD	\$2,194.89
				GENERAL FUND	\$810.41
08-0153		\$1,617.31	4/17/2009		
				CDA A	\$16.17
				DA OFFICE	\$200.00
				GENERAL FUND	\$388.15
				KERN CO SO	\$1,012.99
08-0154		\$1,888.31	5/26/2009		
				CDA A	\$18.88
				DA OFFICE	\$188.83
				GENERAL FUND	\$453.19
				KERN CO PROBATION	\$1,227.41
08-0155		\$505.74	3/18/2009		
				BAKERSFIELD PD	\$189.66
				CDA A	\$5.05
				DA OFFICE	\$189.66
				GENERAL FUND	\$121.37
08-0156		\$1,815.74	5/26/2009		
				CDA A	\$18.15
				DA OFFICE	\$200.00
				GENERAL FUND	\$435.78
				KNET - KERN	\$1,161.81
08-0157		\$9,935.74	7/30/2009		
				CDA A	\$99.36
				DA OFFICE	\$993.57
				GENERAL FUND	\$2,384.58
				KNET - KERN	\$6,458.23
09-0001		\$407.74	7/30/2009		
				BAKERSFIELD PD	\$152.90
				CDA A	\$4.08
				DA OFFICE	\$152.90
				GENERAL FUND	\$97.86
09-0002		\$9,622.32	6/22/2009		
				CDA A	\$96.22
				DA OFFICE	\$962.24
				GENERAL FUND	\$2,309.35
				KERN CO SO	\$6,254.51



State of California
ASSET FORFEITURE REPORT - 2009

Table 3

Admin Number	Docket Number	Amount Forfeited	Date Disbursed	Recipient	Amount Disbursed
09-0004		\$780.74	7/16/2009	BAKERSFIELD PD	\$292.78
				CDA A	\$7.81
				DA OFFICE	\$292.78
				GENERAL FUND	\$187.37
09-0005		\$851.74	7/30/2009	BAKERSFIELD PD	\$319.40
				CDA A	\$8.52
				DA OFFICE	\$319.40
				GENERAL FUND	\$204.42
09-0006		\$1,258.55	12/18/2009	BAKERSFIELD PD	\$743.92
				CDA A	\$12.58
				DA OFFICE	\$200.00
				GENERAL FUND	\$302.05
09-0007		\$7,254.74	11/20/2009	CDA A	\$72.54
				DA OFFICE	\$725.48
				GENERAL FUND	\$1,741.13
				KERN CO SO	\$4,715.59
09-0008		\$7,924.74	7/30/2009	BAKERSFIELD PD	\$5,151.08
				CDA A	\$79.25
				DA OFFICE	\$792.47
				GENERAL FUND	\$1,901.94
09-0009		\$4,404.45	7/30/2009	BAKERSFIELD PD	\$2,862.89
				CDA A	\$44.04
				DA OFFICE	\$440.45
				GENERAL FUND	\$1,057.07
09-0010	266692	\$1,597.45	11/20/2009	CDA A	\$15.97
				DA OFFICE	\$200.00
				GENERAL FUND	\$383.39
				KERN CO SO	\$998.09
09-0011		\$3,489.45	7/30/2009	BAKERSFIELD PD	\$2,268.14
				CDA A	\$34.89
				DA OFFICE	\$348.95
				GENERAL FUND	\$837.47
09-0012		\$7,166.71	8/27/2009	CDA A	\$71.67
				DA OFFICE	\$716.67
				GENERAL FUND	\$1,720.01
				KERN CO SO	\$4,658.36
09-0013		\$7,281.71	8/27/2009	CDA A	\$72.82



State of California
ASSET FORFEITURE REPORT - 2009

Table 3

Admin Number	Docket Number	Amount Forfeited	Date Disbursed	Recipient	Amount Disbursed
				DA OFFICE	\$728.17
				GENERAL FUND	\$1,747.61
				KERN CO SO	\$4,733.11
09-0014		\$4,771.70	8/27/2009		
				CDA A	\$47.71
				DA OFFICE	\$477.18
				GENERAL FUND	\$1,145.20
				KERN CO SO	\$3,101.61
09-0015		\$4,775.70	9/29/2009		
				CDA A	\$47.75
				DA OFFICE	\$477.58
				GENERAL FUND	\$1,146.16
				KERN CO SO	\$3,104.21
09-0016		\$6,534.74	7/30/2009		
				BAKERSFIELD PD	\$4,247.58
				CDA A	\$65.35
				DA OFFICE	\$653.47
				GENERAL FUND	\$1,568.34
09-0017		\$1,576.74	7/30/2009		
				BAKERSFIELD PD	\$982.56
				CDA A	\$15.77
				DA OFFICE	\$200.00
				GENERAL FUND	\$378.41
09-0018		\$755.85	6/22/2009		
				CDA A	\$7.55
				DA OFFICE	\$283.45
				GENERAL FUND	\$181.40
				KERN CO SO	\$283.45
09-0020		\$1,891.85	6/22/2009		
				CDA A	\$18.92
				DA OFFICE	\$200.00
				DELANO PD	\$1,218.89
				GENERAL FUND	\$454.04
09-0021	266691	\$716.85	11/20/2009		
				BAKERSFIELD PD	\$268.82
				CDA A	\$7.17
				DA OFFICE	\$268.82
				GENERAL FUND	\$172.04
09-0022		\$951.85	6/22/2009		
				BAKERSFIELD PD	\$513.89
				CDA A	\$9.52
				DA OFFICE	\$200.00
				GENERAL FUND	\$228.44
09-0025		\$2,040.70	6/22/2009		
				CDA A	\$20.40
				DA OFFICE	\$204.08
				GENERAL FUND	\$489.76



State of California
ASSET FORFEITURE REPORT - 2009

Table 3

Admin Number	Docket Number	Amount Forfeited	Date Disbursed	Recipient	Amount Disbursed
09-0027		\$8,264.45	10/20/2009	KERN CO SO	\$1,326.46
				BAKERSFIELD PD	\$5,371.90
				CDAA	\$82.64
				DA OFFICE	\$826.45
				GENERAL FUND	\$1,983.46
09-0028		\$363.44	7/30/2009	BAKERSFIELD PD	\$136.29
				CDAA	\$3.63
				DA OFFICE	\$136.29
				GENERAL FUND	\$87.23
09-0030		\$14,780.11	11/20/2009	BAKERSFIELD PD	\$9,607.07
				CDAA	\$147.80
				DA OFFICE	\$1,478.02
				GENERAL FUND	\$3,547.22
09-0033		\$15,201.11	10/20/2009	BAKERSFIELD PD	\$9,880.72
				CDAA	\$152.01
				DA OFFICE	\$1,520.11
				GENERAL FUND	\$3,648.27
09-0034		\$805.11	8/27/2009	BAKERSFIELD PD	\$403.84
				CDAA	\$8.05
				DA OFFICE	\$200.00
				GENERAL FUND	\$193.22
09-0035		\$10,792.11	8/27/2009	BAKERSFIELD PD	\$7,014.88
				CDAA	\$107.92
				DA OFFICE	\$1,079.21
				GENERAL FUND	\$2,590.10
09-0036		\$1,031.86	10/20/2009	BAKERSFIELD PD	\$573.90
				CDAA	\$10.32
				DA OFFICE	\$200.00
				GENERAL FUND	\$247.64
09-0038		\$4,617.44	11/20/2009	CDAA	\$46.17
				DA OFFICE	\$461.75
				GENERAL FUND	\$1,108.18
				SHAFTER PD	\$3,001.34
09-0040		\$2,466.54	11/20/2009	BAKERSFIELD PD	\$1,603.25
				CDAA	\$24.67
				DA OFFICE	\$246.66
				GENERAL FUND	\$591.96



State of California
ASSET FORFEITURE REPORT - 2009

Table 3

Admin Number	Docket Number	Amount Forfeited	Date Disbursed	Recipient	Amount Disbursed
09-0041		\$2,261.44	11/20/2009	CDA A	\$22.61
				DA OFFICE	\$226.15
				GENERAL FUND	\$542.74
				RIDGECREST PD	\$1,469.94
09-0043		\$3,698.44	10/20/2009	BAKERSFIELD PD	\$2,403.99
				CDA A	\$36.98
				DA OFFICE	\$369.85
				GENERAL FUND	\$887.62
09-0044		\$1,149.59	11/20/2009	CDA A	\$11.50
				DA OFFICE	\$200.00
				GENERAL FUND	\$275.90
				RIDGECREST PD	\$662.19
09-0046		\$1,505.59	11/20/2009	BAKERSFIELD PD	\$929.20
				CDA A	\$15.05
				DA OFFICE	\$200.00
				GENERAL FUND	\$361.34
09-0047		\$14,154.54	11/20/2009	BAKERSFIELD PD	\$9,200.46
				CDA A	\$141.54
				DA OFFICE	\$1,415.46
				GENERAL FUND	\$3,397.08
09-0049		\$1,190.59	10/20/2009	BAKERSFIELD PD	\$692.94
				CDA A	\$11.91
				DA OFFICE	\$200.00
				GENERAL FUND	\$285.74
09-0062		\$9,754.37	11/20/2009	CDA A	\$97.54
				DA OFFICE	\$975.44
				GENERAL FUND	\$2,341.04
				KERN CO SO	\$6,340.35
09-0063		\$824.51	12/18/2009	BAKERSFIELD PD	\$309.19
				CDA A	\$8.25
				DA OFFICE	\$309.19
				GENERAL FUND	\$197.88
09-0064		\$381.12	12/18/2009	BAKERSFIELD PD	\$142.92
				CDA A	\$3.81
				DA OFFICE	\$142.92
				GENERAL FUND	\$91.47
09-0066		\$14,151.37	11/20/2009	CDA A	\$141.51



State of California
ASSET FORFEITURE REPORT - 2009

Table 3

Admin Number	Docket Number	Amount Forfeited	Date Disbursed	Recipient	Amount Disbursed
				DA OFFICE	\$1,415.14
				GENERAL FUND	\$3,396.32
				TF HIDTA	\$9,198.40
09-0068		\$760.86	12/18/2009		
				BAKERSFIELD PD	\$285.32
				CDA A	\$7.61
				DA OFFICE	\$285.32
				GENERAL FUND	\$182.61
09-0069		\$644.51	12/18/2009		
				BAKERSFIELD PD	\$241.69
				CDA A	\$6.45
				DA OFFICE	\$241.69
				GENERAL FUND	\$154.68
09-0071		\$955.51	12/18/2009		
				BAKERSFIELD PD	\$516.63
				CDA A	\$9.56
				DA OFFICE	\$200.00
				GENERAL FUND	\$229.32
09-0072		\$746.50	12/18/2009		
				BAKERSFIELD PD	\$359.88
				CDA A	\$7.46
				DA OFFICE	\$200.00
				GENERAL FUND	\$179.16
09-0076		\$644.85	12/18/2009		
				BAKERSFIELD PD	\$241.82
				CDA A	\$6.45
				DA OFFICE	\$241.82
				GENERAL FUND	\$154.76
KERN					\$726,382.81



State of California
ASSET FORFEITURE REPORT - 2009

Table 3

Admin Number	Docket Number	Amount Forfeited	Date Disbursed	Recipient	Amount Disbursed
KINGS					
AF08-4493	08C0412	\$5,854.82	10/6/2009	15% - 11489	\$570.84
				CDAA	\$58.54
				DA OFFICE	\$585.48
				GENERAL FUND	\$1,405.16
				HANFORD PD	\$1,617.40
				TF KINGS CO NTF-KCNTF	\$1,617.40
AF09-1044		\$1,276.97	11/17/2009	15% - 11489	\$124.50
				CDAA	\$12.78
				DA OFFICE	\$127.69
				GENERAL FUND	\$306.47
				TF KINGS CO NTF-KCNTF	\$705.53
AF09-1194		\$909.73	11/17/2009	15% - 11489	\$88.70
				CDAA	\$9.08
				DA OFFICE	\$90.97
				GENERAL FUND	\$218.34
				HANFORD PD	\$251.32
				TF KINGS CO NTF-KCNTF	\$251.32
AF09-1483		\$744.89	11/17/2009	15% - 11489	\$72.63
				CDAA	\$7.44
				DA OFFICE	\$74.49
				GENERAL FUND	\$178.77
				HANFORD PD	\$205.78
				TF KINGS CO NTF-KCNTF	\$205.78
KINGS					\$8,786.41



State of California
ASSET FORFEITURE REPORT - 2009

Table 3

Admin Number	Docket Number	Amount Forfeited	Date Disbursed	Recipient	Amount Disbursed
LAKE					
032501		\$1,172.80	3/16/2009	CDA	\$11.74
				CHP-CLEARLAKE	\$129.59
				CLEARLAKE PD	\$158.18
				GENERAL FUND	\$281.47
				LAKE CO DA	\$117.28
				LAKE CO SO	\$259.19
				LAKE CO SO	\$57.17
				LAKEPORT PD	\$158.18
033-151-08		\$1,042.74	3/16/2009	CDA	\$10.43
				CHP-CLEARLAKE	\$677.78
				GENERAL FUND	\$250.26
				LAKE CO DA	\$104.27
044507		\$1,057.42	3/16/2009	CDA	\$10.60
				CHP-CLEARLAKE	\$116.84
				CLEARLAKE PD	\$142.61
				GENERAL FUND	\$253.78
				LAKE CO DA	\$105.74
				LAKE CO SO	\$233.69
				LAKE CO SO	\$51.55
				LAKEPORT PD	\$142.61
051762		\$6,196.04	3/16/2009	CDA	\$61.97
				CHP-CLEARLAKE	\$684.66
				CLEARLAKE PD	\$835.69
				GENERAL FUND	\$1,487.05
				LAKE CO DA	\$619.60
				LAKE CO SO	\$1,369.32
				LAKE CO SO	\$302.06
				LAKEPORT PD	\$835.69
052258		\$1,194.45	9/8/2009	CDA	\$11.94
				CHP-CLEARLAKE	\$131.99
				CLEARLAKE PD	\$131.99
				CLEARLAKE PD	\$29.11
				GENERAL FUND	\$286.67
				LAKE CO DA	\$119.45
				LAKE CO SO	\$263.97
				LAKE CO SO	\$58.23
				LAKEPORT PD	\$131.99
				LAKEPORT PD	\$29.11
054991a		\$1,203.75	3/16/2009	CDA	\$12.05
				CHP-CLEARLAKE	\$133.01



State of California
ASSET FORFEITURE REPORT - 2009

Table 3

Admin Number	Docket Number	Amount Forfeited	Date Disbursed	Recipient	Amount Disbursed
				CLEARLAKE PD	\$162.35
				GENERAL FUND	\$288.90
				LAKE CO DA	\$120.38
				LAKE CO SO	\$266.03
				LAKE CO SO	\$58.68
				LAKEPORT PD	\$162.35
054991b		\$2,137.07	3/16/2009		
				CDA A	\$21.36
				CHP-CLEARLAKE	\$236.15
				CLEARLAKE PD	\$288.24
				GENERAL FUND	\$512.90
				LAKE CO DA	\$213.71
				LAKE CO SO	\$472.29
				LAKE CO SO	\$104.18
				LAKEPORT PD	\$288.24
054991c		\$2,776.14	3/16/2009		
				CDA A	\$27.77
				CHP-CLEARLAKE	\$306.76
				CLEARLAKE PD	\$374.43
				GENERAL FUND	\$666.27
				LAKE CO DA	\$277.61
				LAKE CO SO	\$613.53
				LAKE CO SO	\$135.34
				LAKEPORT PD	\$374.43
060124		\$3,398.31	3/16/2009		
				CDA A	\$34.00
				CHP-CLEARLAKE	\$375.51
				CLEARLAKE PD	\$458.34
				GENERAL FUND	\$815.59
				LAKE CO DA	\$339.83
				LAKE CO SO	\$751.03
				LAKE CO SO	\$165.67
				LAKEPORT PD	\$458.34
060203		\$1,443.92	1/24/2009		
				CDA A	\$14.44
				CLEARLAKE PD	\$159.55
				CLEARLAKE PD	\$35.20
				GENERAL FUND	\$346.54
				LAKE CO DA	\$144.39
				LAKE CO SO	\$319.11
				LAKE CO SO	\$70.39
				LAKEPORT PD	\$159.55
				LAKEPORT PD	\$35.20
				TF LAKE CO NTF-LCNTF	\$159.55
060204		\$6,500.47	1/24/2009		
				CDA A	\$65.01
				CLEARLAKE PD	\$718.30



State of California
ASSET FORFEITURE REPORT - 2009

Table 3

Admin Number	Docket Number	Amount Forfeited	Date Disbursed	Recipient	Amount Disbursed
				CLEARLAKE PD	\$158.45
				GENERAL FUND	\$1,560.11
				LAKE CO DA	\$650.05
				LAKE CO SO	\$1,436.60
				LAKE CO SO	\$316.90
				LAKEPORT PD	\$718.30
				LAKEPORT PD	\$158.45
				TF LAKE CO NTF-LCNTF	\$718.30
060205		\$1,749.58	1/24/2009		
				CDA A	\$17.48
				CLEARLAKE PD	\$193.33
				CLEARLAKE PD	\$42.65
				GENERAL FUND	\$419.90
				LAKE CO DA	\$174.96
				LAKE CO SO	\$386.66
				LAKE CO SO	\$85.29
				LAKEPORT PD	\$193.33
				LAKEPORT PD	\$42.65
				TF LAKE CO NTF-LCNTF	\$193.33
061553		\$1,178.01	1/24/2009		
				CDA A	\$11.79
				CLEARLAKE PD	\$130.17
				CLEARLAKE PD	\$28.71
				GENERAL FUND	\$282.72
				LAKE CO DA	\$117.80
				LAKE CO SO	\$260.34
				LAKE CO SO	\$57.43
				LAKEPORT PD	\$130.17
				LAKEPORT PD	\$28.71
				TF LAKE CO NTF-LCNTF	\$130.17
062021		\$5,616.07	3/16/2009		
				CDA A	\$56.15
				CHP-CLEARLAKE	\$620.58
				CLEARLAKE PD	\$757.47
				GENERAL FUND	\$1,347.86
				LAKE CO DA	\$561.61
				LAKE CO SO	\$1,241.15
				LAKE CO SO	\$273.78
				LAKEPORT PD	\$757.47
062024		\$3,708.68	1/24/2009		
				CDA A	\$37.08
				CLEARLAKE PD	\$409.81
				CLEARLAKE PD	\$90.40
				GENERAL FUND	\$890.08
				LAKE CO DA	\$370.87
				LAKE CO SO	\$819.62
				LAKE CO SO	\$180.80



State of California
ASSET FORFEITURE REPORT - 2009

Table 3

Admin Number	Docket Number	Amount Forfeited	Date Disbursed	Recipient	Amount Disbursed
				LAKEPORT PD	\$409.81
				LAKEPORT PD	\$90.40
				TF LAKE CO NTF-LCNTF	\$409.81
062103		\$1,359.53	1/24/2009		
				CDA A	\$13.58
				CLEARLAKE PD	\$150.23
				CLEARLAKE PD	\$33.14
				GENERAL FUND	\$326.29
				LAKE CO DA	\$135.95
				LAKE CO SO	\$300.46
				LAKE CO SO	\$66.28
				LAKEPORT PD	\$150.23
				LAKEPORT PD	\$33.14
				TF LAKE CO NTF-LCNTF	\$150.23
062104		\$1,038.29	1/24/2009		
				CDA A	\$10.38
				CLEARLAKE PD	\$114.73
				CLEARLAKE PD	\$25.31
				GENERAL FUND	\$249.19
				LAKE CO DA	\$103.83
				LAKE CO SO	\$229.46
				LAKE CO SO	\$50.62
				LAKEPORT PD	\$114.73
				LAKEPORT PD	\$25.31
				TF LAKE CO NTF-LCNTF	\$114.73
062857		\$1,632.44	3/16/2009		
				CDA A	\$16.34
				CHP-CLEARLAKE	\$180.38
				CLEARLAKE PD	\$220.17
				GENERAL FUND	\$391.79
				LAKE CO DA	\$163.24
				LAKE CO SO	\$360.77
				LAKE CO SO	\$79.58
				LAKEPORT PD	\$220.17
063890		\$1,637.82	3/16/2009		
				CDA A	\$16.38
				CHP-CLEARLAKE	\$180.98
				CLEARLAKE PD	\$220.90
				GENERAL FUND	\$393.08
				LAKE CO DA	\$163.78
				LAKE CO SO	\$361.96
				LAKE CO SO	\$79.84
				LAKEPORT PD	\$220.90
064027		\$2,601.43	3/16/2009		
				CDA A	\$26.01
				CHP-CLEARLAKE	\$287.46
				CLEARLAKE PD	\$350.87



State of California
ASSET FORFEITURE REPORT - 2009

Table 3

Admin Number	Docket Number	Amount Forfeited	Date Disbursed	Recipient	Amount Disbursed
				GENERAL FUND	\$624.34
				LAKE CO DA	\$260.14
				LAKE CO SO	\$574.92
				LAKE CO SO	\$126.82
				LAKEPORT PD	\$350.87
070341		\$2,266.94	1/24/2009		
				CDA A	\$22.66
				CLEARLAKE PD	\$250.50
				CLEARLAKE PD	\$55.26
				GENERAL FUND	\$544.07
				LAKE CO DA	\$226.69
				LAKE CO SO	\$500.99
				LAKE CO SO	\$110.51
				LAKEPORT PD	\$250.50
				LAKEPORT PD	\$55.26
				TF LAKE CO NTF-LCNTF	\$250.50
070789		\$1,121.24	1/24/2009		
				CDA A	\$11.21
				CLEARLAKE PD	\$123.90
				CLEARLAKE PD	\$27.33
				GENERAL FUND	\$269.10
				LAKE CO DA	\$112.12
				LAKE CO SO	\$247.79
				LAKE CO SO	\$54.66
				LAKEPORT PD	\$123.90
				LAKEPORT PD	\$27.33
				TF LAKE CO NTF-LCNTF	\$123.90
071459		\$1,622.85	6/18/2009		
				CDA A	\$16.24
				CHP-CLEARLAKE	\$179.32
				CLEARLAKE PD	\$179.32
				CLEARLAKE PD	\$39.56
				GENERAL FUND	\$389.48
				LAKE CO DA	\$162.29
				LAKE CO SO	\$358.65
				LAKE CO SO	\$79.11
				LAKEPORT PD	\$179.32
				LAKEPORT PD	\$39.56
073278		\$25,998.32	3/16/2009		
				CDA A	\$259.98
				CHP-CLEARLAKE	\$3,591.02
				CLEARLAKE PD	\$4,224.73
				GENERAL FUND	\$6,239.60
				LAKE CO DA	\$2,599.83
				LAKE CO SO	\$3,591.02
				LAKE CO SO	\$1,267.41
				LAKEPORT PD	\$4,224.73



State of California
ASSET FORFEITURE REPORT - 2009

Table 3

Admin Number	Docket Number	Amount Forfeited	Date Disbursed	Recipient	Amount Disbursed
073773		\$3,112.51	3/16/2009	CDA	\$31.14
				CHP-CLEARLAKE	\$343.93
				CLEARLAKE PD	\$419.80
				GENERAL FUND	\$747.00
				LAKE CO DA	\$311.25
				LAKE CO SO	\$687.86
				LAKE CO SO	\$151.73
				LAKEPORT PD	\$419.80
073980		\$1,074.54	3/16/2009	CDA	\$10.75
				CHP-CLEARLAKE	\$118.74
				CLEARLAKE PD	\$144.93
				GENERAL FUND	\$257.89
				LAKE CO DA	\$107.45
				LAKE CO SO	\$237.47
				LAKE CO SO	\$52.38
				LAKEPORT PD	\$144.93
074437		\$2,151.11	3/16/2009	CDA	\$21.50
				CHP-CLEARLAKE	\$237.70
				CLEARLAKE PD	\$290.13
				GENERAL FUND	\$516.27
				LAKE CO DA	\$215.11
				LAKE CO SO	\$475.40
				LAKE CO SO	\$104.87
				LAKEPORT PD	\$290.13
081034		\$1,109.50	3/16/2009	CDA	\$11.10
				CHP-CLEARLAKE	\$122.60
				CLEARLAKE PD	\$149.64
				GENERAL FUND	\$266.28
				LAKE CO DA	\$110.95
				LAKE CO SO	\$245.20
				LAKE CO SO	\$54.09
				LAKEPORT PD	\$149.64
081087		\$8,246.81	3/16/2009	CDA	\$82.47
				CHP-CLEARLAKE	\$1,139.09
				CLEARLAKE PD	\$1,340.11
				GENERAL FUND	\$1,979.23
				LAKE CO DA	\$824.68
				LAKE CO SO	\$1,139.09
				LAKE CO SO	\$402.03
				LAKEPORT PD	\$1,340.11
081880		\$2,700.25	3/16/2009	CDA	\$27.00



State of California
ASSET FORFEITURE REPORT - 2009

Table 3

Admin Number	Docket Number	Amount Forfeited	Date Disbursed	Recipient	Amount Disbursed
				CHP-CLEARLAKE	\$372.97
				CLEARLAKE PD	\$438.79
				GENERAL FUND	\$648.06
				LAKE CO DA	\$270.03
				LAKE CO SO	\$372.97
				LAKE CO SO	\$131.64
				LAKEPORT PD	\$438.79
092282		\$2,098.48	12/18/2009		
				CDA A	\$20.99
				CHP-CLEARLAKE	\$231.88
				CLEARLAKE PD	\$231.88
				CLEARLAKE PD	\$51.15
				GENERAL FUND	\$503.64
				LAKE CO DA	\$209.85
				LAKE CO SO	\$463.76
				LAKE CO SO	\$102.30
				LAKEPORT PD	\$231.88
				LAKEPORT PD	\$51.15
092284		\$768.90	12/18/2009		
				CDA A	\$7.70
				CHP-CLEARLAKE	\$84.96
				CLEARLAKE PD	\$84.96
				CLEARLAKE PD	\$18.74
				GENERAL FUND	\$184.54
				LAKE CO DA	\$76.89
				LAKE CO SO	\$169.93
				LAKE CO SO	\$37.48
				LAKEPORT PD	\$84.96
				LAKEPORT PD	\$18.74
092506		\$4,582.15	12/18/2009		
				CDA A	\$45.81
				CHP-CLEARLAKE	\$2,978.40
				GENERAL FUND	\$1,099.72
				LAKE CO DA	\$458.22
093705		\$6,498.09	12/18/2009		
				CDA A	\$64.98
				CHP-CLEARLAKE	\$718.04
				CLEARLAKE PD	\$718.04
				CLEARLAKE PD	\$158.39
				GENERAL FUND	\$1,559.54
				LAKE CO DA	\$649.81
				LAKE CO SO	\$1,436.08
				LAKE CO SO	\$316.78
				LAKEPORT PD	\$718.04
				LAKEPORT PD	\$158.39
981362		\$2,973.80	12/18/2009		
				CDA A	\$29.75



State of California
ASSET FORFEITURE REPORT - 2009

Table 3

Admin Number	Docket Number	Amount Forfeited	Date Disbursed	Recipient	Amount Disbursed
				CHP-CLEARLAKE	\$328.60
				CLEARLAKE PD	\$328.60
				CLEARLAKE PD	\$72.49
				GENERAL FUND	\$713.71
				LAKE CO DA	\$297.38
				LAKE CO SO	\$657.21
				LAKE CO SO	\$144.97
				LAKEPORT PD	\$328.60
				LAKEPORT PD	\$72.49
LAKE					\$114,970.45



State of California
ASSET FORFEITURE REPORT -

Table 3

Admin Number	Docket Number	Amount Forfeited	Date Disbursed	Recipient	Amount Disbursed
LASSEN					
#07-08	J46295	\$916.30	3/23/2009	CDA DA OFFICE GENERAL FUND TF LASSEN CO NTF	\$9.16 \$91.64 \$219.91 \$595.59
#08-03		\$192.10	3/18/2009	CDA DA OFFICE GENERAL FUND TF LASSEN CO NTF	\$1.92 \$19.22 \$46.10 \$124.86
#08-04		\$764.10	3/18/2009	CDA DA OFFICE GENERAL FUND TF LASSEN CO NTF	\$7.64 \$76.42 \$183.38 \$496.66
#08-05	JC46946	\$17,530.00	6/2/2009	CDA DA OFFICE GENERAL FUND TF LASSEN CO NTF	\$175.30 \$1,753.00 \$4,207.20 \$11,394.50
#08-07		\$1,087.10	3/18/2009	CDA DA OFFICE GENERAL FUND TF LASSEN CO NTF	\$10.87 \$108.72 \$260.90 \$706.61
LASSEN					\$20,489.60



State of California
ASSET FORFEITURE REPORT - 2009

Table 3

Admin Number	Docket Number	Amount Forfeited	Date Disbursed	Recipient	Amount Disbursed
LOS ANGELES					
00-0236		\$6,786.70	12/24/2009	DA OFFICE	\$678.68
				GENERAL FUND	\$1,628.81
				LAPA	\$67.86
				LOS ANGELES CO SO	\$4,411.35
01-0118	GA045466	\$7,193.97	12/24/2009	DA OFFICE	\$719.39
				GENERAL FUND	\$1,726.56
				GLENDALE PD	\$4,676.08
				LAPA	\$71.94
03-0301	KA061984	\$6,781.00	6/2/2009	DA OFFICE	\$678.10
				GENERAL FUND	\$1,627.44
				LAPA	\$67.81
				LOS ANGELES CO SO	\$4,407.65
04-0002		\$667.00	1/2/2009	DA OFFICE	\$66.70
				GENERAL FUND	\$160.08
				LAPA	\$6.67
				LOS ANGELES PD	\$433.55
04-0142		\$5,062.42	4/14/2009	DA OFFICE	\$506.24
				GENERAL FUND	\$1,214.98
				LAPA	\$50.62
				LOS ANGELES PD	\$3,290.58
04-0463	BA266106	\$3,567.44	10/9/2009	DA OFFICE	\$356.75
				GENERAL FUND	\$856.19
				LAPA	\$35.67
				LOS ANGELES PD	\$2,318.83
04-0730		\$1,213.61	1/27/2009	DA OFFICE	\$121.35
				GENERAL FUND	\$291.27
				LAPA	\$12.14
				LOS ANGELES PD	\$788.85
04-0756	TA076248	\$1,761.25	4/14/2009	DA OFFICE	\$176.11
				GENERAL FUND	\$422.71
				LAPA	\$17.61
				LOS ANGELES PD	\$1,144.82
04-0762	BS092800	\$52,284.53	8/5/2009	DA OFFICE	\$5,228.45
				GENERAL FUND	\$12,548.29
				LAPA	\$522.85
				LONG BEACH PD	\$33,984.94



State of California
ASSET FORFEITURE REPORT - 2009

Table 3

Admin Number	Docket Number	Amount Forfeited	Date Disbursed	Recipient	Amount Disbursed
05-0021	SA054784	\$3,050.69	8/24/2009	DA OFFICE	\$305.08
				GENERAL FUND	\$732.17
				LAPA	\$30.50
				LOS ANGELES CO SO	\$1,982.94
05-0127		\$2,957.49	9/9/2009	DA OFFICE	\$295.75
				GENERAL FUND	\$709.80
				LAPA	\$29.57
				WHITTIER PD	\$1,922.37
05-0142		\$792.98	3/9/2009	DA OFFICE	\$79.30
				GENERAL FUND	\$190.32
				LAPA	\$7.93
				LOS ANGELES PD	\$515.43
05-0231		\$2,226.95	3/9/2009	DA OFFICE	\$222.70
				GENERAL FUND	\$534.47
				LAPA	\$22.27
				LOS ANGELES PD	\$1,447.51
05-0254	SA055604	\$5,298.45	6/11/2009	DA OFFICE	\$529.85
				GENERAL FUND	\$1,271.63
				LAPA	\$52.98
				LOS ANGELES CO SO	\$3,443.99
05-0284		\$2,833.30	4/14/2009	DA OFFICE	\$283.33
				GENERAL FUND	\$680.00
				LAPA	\$28.33
				LOS ANGELES CO SO	\$1,841.64
05-0305		\$3,454.61	4/14/2009	DA OFFICE	\$345.46
				GENERAL FUND	\$829.11
				GLENDALE PD	\$2,245.49
				LAPA	\$34.55
05-0326	KA069996	\$6,901.78	4/2/2009	DA OFFICE	\$690.18
				GENERAL FUND	\$1,656.43
				LAPA	\$69.02
				POMONA PD	\$4,486.15
05-0407	BA274495	\$2,758.08	1/27/2009	DA OFFICE	\$275.81
				GENERAL FUND	\$661.94
				LAPA	\$27.58
				LOS ANGELES PD	\$1,792.75
05-0410	GA061246	\$3,454.57	4/2/2009	DA OFFICE	\$345.45



State of California
ASSET FORFEITURE REPORT - 2009

Table 3

Admin Number	Docket Number	Amount Forfeited	Date Disbursed	Recipient	Amount Disbursed
				GENERAL FUND	\$829.10
				GLENDALE PD	\$2,245.47
				LAPA	\$34.55
05-0430		\$995.40	6/11/2009		
				DA OFFICE	\$99.54
				GENERAL FUND	\$238.90
				LAPA	\$9.95
				LOS ANGELES PD	\$647.01
05-0560	BA284864	\$1,700.17	9/9/2009		
				DA OFFICE	\$170.02
				GENERAL FUND	\$408.04
				LAPA	\$17.00
				LOS ANGELES PD	\$1,105.11
05-0651		\$6,719.72	4/14/2009		
				DA OFFICE	\$671.98
				GENERAL FUND	\$1,612.73
				LAPA	\$67.20
				LOS ANGELES PD	\$4,367.81
05-0693	VA083442	\$1,987.52	9/9/2009		
				BELL GARDENS PD	\$1,291.88
				DA OFFICE	\$198.76
				GENERAL FUND	\$477.00
				LAPA	\$19.88
05-0737	NA067004	\$5,567.67	1/27/2009		
				DA OFFICE	\$556.77
				GENERAL FUND	\$1,336.24
				LAPA	\$55.67
				LOS ANGELES CO SO	\$3,618.99
05-0748	ma032934	\$1,702.32	8/24/2009		
				DA OFFICE	\$170.24
				GENERAL FUND	\$408.56
				LA IMPACT - GROUP 1	\$1,106.50
				LAPA	\$17.02
05-0752		\$13,829.76	1/27/2009		
				DA OFFICE	\$1,382.98
				GENERAL FUND	\$3,319.14
				LAPA	\$138.30
				LOS ANGELES PD	\$8,989.34
05-0787		\$3,921.59	3/9/2009		
				BURBANK PD	\$2,549.03
				DA OFFICE	\$392.16
				GENERAL FUND	\$941.18
				LAPA	\$39.22
05-0824		\$3,112.34	1/2/2009		
				DA OFFICE	\$311.24
				GENERAL FUND	\$746.96
				LAPA	\$31.12



State of California
ASSET FORFEITURE REPORT - 2009

Table 3

Admin Number	Docket Number	Amount Forfeited	Date Disbursed	Recipient	Amount Disbursed
05-0843		\$5,392.54	9/9/2009	LOS ANGELES PD	\$2,023.02
				DA OFFICE	\$539.26
				GENERAL FUND	\$1,294.21
				LAPA	\$53.92
05-0922		\$2,713.50	6/11/2009	PASADENA PD	\$3,505.15
				CA DOJ-BNE RIVERSIDE	\$1,763.78
				DA OFFICE	\$271.35
				GENERAL FUND	\$651.24
				LAPA	\$27.13
05-0951		\$586.19	4/14/2009		
				CHP	\$381.02
				DA OFFICE	\$58.62
				GENERAL FUND	\$140.69
				LAPA	\$5.86
05-1055		\$605.29	2/11/2009		
				DA OFFICE	\$60.53
				GENERAL FUND	\$145.27
				LAPA	\$6.05
				LOS ANGELES PD	\$393.44
05-1073		\$8,856.35	1/2/2009		
				BURBANK PD	\$5,756.62
				DA OFFICE	\$885.64
				GENERAL FUND	\$2,125.53
				LAPA	\$88.56
05-1076	ka072683	\$298.75	2/11/2009		
				DA OFFICE	\$29.88
				GENERAL FUND	\$71.70
				LAPA	\$2.99
				POMONA PD	\$194.18
05-1106		\$9,539.64	6/11/2009		
				DA OFFICE	\$953.96
				EL MONTE PD	\$6,200.77
				GENERAL FUND	\$2,289.52
				LAPA	\$95.39
05-1120	BS100997	\$31,145.49	4/14/2009		
				DA OFFICE	\$3,114.55
				GENERAL FUND	\$7,474.92
				LAPA	\$311.45
				LONG BEACH PD	\$20,244.57
05-1144	bs101601	\$38,967.49	1/27/2009		
				CHP	\$25,328.87
				DA OFFICE	\$3,896.75
				GENERAL FUND	\$9,352.20
				LAPA	\$389.67



State of California
ASSET FORFEITURE REPORT - 2009

Table 3

Admin Number	Docket Number	Amount Forfeited	Date Disbursed	Recipient	Amount Disbursed
06-0059	NA066879	\$583.01	4/2/2009	DA OFFICE	\$58.30
				GENERAL FUND	\$139.93
				LAPA	\$5.82
				LONG BEACH PD	\$378.96
06-0083	PA054296	\$9,569.26	1/27/2009	CHP	\$6,220.02
				DA OFFICE	\$956.93
				GENERAL FUND	\$2,296.62
				LAPA	\$95.69
06-0116		\$411.87	3/9/2009	DA OFFICE	\$41.18
				GENERAL FUND	\$98.85
				LAPA	\$4.12
				LOS ANGELES PD	\$267.72
06-0141	TA083137	\$9,956.54	4/2/2009	DA OFFICE	\$995.65
				GENERAL FUND	\$2,389.57
				INGLEWOOD PD	\$6,471.76
				LAPA	\$99.56
06-0231		\$2,951.53	7/17/2009	DA OFFICE	\$295.16
				GENERAL FUND	\$708.37
				LAPA	\$29.51
				WEST COVINA PD	\$1,918.49
06-0259		\$518.04	4/14/2009	DA OFFICE	\$51.81
				GENERAL FUND	\$124.33
				LAPA	\$5.18
				LONG BEACH PD	\$336.72
06-0275		\$853.06	4/24/2009	DA OFFICE	\$85.30
				GENERAL FUND	\$204.74
				LAPA	\$8.53
				LOS ANGELES PD	\$554.49
06-0288	MA034512	\$44,522.25	4/14/2009	DA OFFICE	\$4,452.23
				GENERAL FUND	\$10,685.34
				LA IMPACT - GROUP 1	\$28,939.46
				LAPA	\$445.22
06-0299	ba298486	\$2,671.10	3/9/2009	DA OFFICE	\$267.11
				GENERAL FUND	\$641.07
				LAPA	\$26.71
				LOS ANGELES PD	\$1,736.21
06-0306	BA298076	\$2,553.79	6/11/2009	DA OFFICE	\$255.38



State of California
ASSET FORFEITURE REPORT - 2009

Table 3

Admin Number	Docket Number	Amount Forfeited	Date Disbursed	Recipient	Amount Disbursed
				GENERAL FUND	\$612.91
				LAPA	\$25.54
				LOS ANGELES PD	\$1,659.96
06-0307		\$19,135.37	2/11/2009	DA OFFICE	\$1,913.54
				GENERAL FUND	\$4,592.49
				LAPA	\$191.35
				LOS ANGELES CO SO	\$12,437.99
06-0353		\$1,093.33	4/14/2009	DA OFFICE	\$109.34
				GENERAL FUND	\$262.40
				LAPA	\$10.93
				LOS ANGELES PD	\$710.66
06-0395		\$1,239.87	2/11/2009	DA OFFICE	\$123.99
				EL SEGUNDO PD	\$805.91
				GENERAL FUND	\$297.57
				LAPA	\$12.40
06-0396		\$13,712.88	9/9/2009	DA OFFICE	\$1,371.29
				GENERAL FUND	\$3,291.09
				LAPA	\$137.13
				LOS ANGELES PD	\$8,913.37
06-0398	pa052880	\$5,189.69	1/27/2009	DA OFFICE	\$518.96
				GENERAL FUND	\$1,245.53
				LAPA	\$51.90
				LOS ANGELES PD	\$3,373.30
06-0417		\$3,057.86	4/24/2009	DA OFFICE	\$305.78
				GENERAL FUND	\$733.89
				LAPA	\$30.58
				LOS ANGELES PD	\$1,987.61
06-0439		\$26,729.33	6/11/2009	DA OFFICE	\$2,672.94
				GENERAL FUND	\$6,415.04
				LAPA	\$267.29
				LOS ANGELES PD	\$17,374.06
06-0455		\$6,243.41	12/24/2009	DA OFFICE	\$624.34
				GENERAL FUND	\$1,498.42
				LAPA	\$62.43
				LOS ANGELES CO SO	\$4,058.22
06-0470		\$576.04	3/9/2009	BURBANK PD	\$374.42
				DA OFFICE	\$57.61
				GENERAL FUND	\$138.25



State of California
ASSET FORFEITURE REPORT - 2009

Table 3

Admin Number	Docket Number	Amount Forfeited	Date Disbursed	Recipient	Amount Disbursed
06-0568		\$791.46	3/9/2009	LAPA	\$5.76
				DA OFFICE	\$79.15
				GENERAL FUND	\$189.95
				LAPA	\$7.91
				LOS ANGELES PD	\$514.45
06-0571		\$1,445.11	3/9/2009	DA OFFICE	\$144.51
				GENERAL FUND	\$346.83
				LAPA	\$14.45
				LOS ANGELES PD	\$939.32
06-0580		\$3,519.03	1/2/2009	DA OFFICE	\$351.91
				GENERAL FUND	\$844.57
				LAPA	\$35.19
				LOS ANGELES PD	\$2,287.36
06-0639		\$2,029.37	4/14/2009	DA OFFICE	\$202.94
				GENERAL FUND	\$487.05
				LAPA	\$20.29
				LOS ANGELES PD	\$1,319.09
06-0707		\$770.71	1/27/2009	DA OFFICE	\$77.07
				GENERAL FUND	\$184.97
				LAPA	\$7.71
				LOS ANGELES PD	\$500.96
06-0728		\$992.55	3/9/2009	DA OFFICE	\$99.26
				GENERAL FUND	\$238.21
				LAPA	\$9.92
				LOS ANGELES PD	\$645.16
06-0758		\$700.79	4/24/2009	DA OFFICE	\$70.07
				GENERAL FUND	\$168.19
				LAPA	\$7.01
				LOS ANGELES PD	\$455.52
06-0767		\$533.20	3/9/2009	DA OFFICE	\$53.32
				GENERAL FUND	\$127.97
				LAPA	\$5.33
				LOS ANGELES PD	\$346.58
06-0771	VA066796	\$1,937.31	9/9/2009	DA OFFICE	\$193.73
				GENERAL FUND	\$464.96
				LAPA	\$19.37
				SOUTH GATE PD	\$1,259.25



State of California
ASSET FORFEITURE REPORT - 2009

Table 3

Admin Number	Docket Number	Amount Forfeited	Date Disbursed	Recipient	Amount Disbursed
06-0777		\$4,952.56	4/24/2009	DA OFFICE	\$495.25
				GENERAL FUND	\$1,188.62
				GLENDALE PD	\$3,219.17
				LAPA	\$49.52
06-0799	BS105132	\$22,499.98	3/2/2009	CA DOJ-BNE SAN DIEGO	\$14,624.99
				DA OFFICE	\$2,250.00
				GENERAL FUND	\$5,399.99
				LAPA	\$225.00
06-0839		\$899.11	3/9/2009	DA OFFICE	\$89.91
				GENERAL FUND	\$215.79
				LAPA	\$8.99
				LOS ANGELES PD	\$584.42
06-0850		\$1,860.81	1/2/2009	DA OFFICE	\$186.08
				GENERAL FUND	\$446.60
				LAPA	\$18.61
				SANTA MONICA PD	\$1,209.52
06-0858		\$7,885.77	12/2/2009	DA OFFICE	\$788.57
				GENERAL FUND	\$1,892.59
				LAPA	\$78.86
				SOUTH GATE PD	\$5,125.75
06-0874		\$689.28	1/27/2009	DA OFFICE	\$68.93
				GENERAL FUND	\$165.43
				LAPA	\$6.89
				LOS ANGELES PD	\$448.03
06-0877	GA066618	\$11,579.13	8/24/2009	DA OFFICE	\$1,157.91
				GENERAL FUND	\$2,779.00
				LAPA	\$115.79
				PASADENA PD	\$7,526.43
06-0891		\$8,945.57	3/9/2009	DA OFFICE	\$894.56
				GENERAL FUND	\$2,146.94
				LAPA	\$89.45
				LOS ANGELES CO SO	\$5,814.62
06-0903	TA085992	\$1,640.44	4/2/2009	DA OFFICE	\$164.05
				GENERAL FUND	\$393.71
				LAPA	\$16.40
				LOS ANGELES PD	\$1,066.28
06-0943		\$1,286.48	4/14/2009	DA OFFICE	\$128.65



State of California
ASSET FORFEITURE REPORT - 2009

Table 3

Admin Number	Docket Number	Amount Forfeited	Date Disbursed	Recipient	Amount Disbursed
				GENERAL FUND	\$308.76
				LAPA	\$12.86
				LOS ANGELES PD	\$836.21
06-0971		\$2,628.81	9/22/2009		
				DA OFFICE	\$262.88
				GENERAL FUND	\$630.92
				LAPA	\$26.28
				LOS ANGELES CO SO	\$1,708.73
06-1004		\$3,734.80	4/14/2009		
				DA OFFICE	\$373.48
				GENERAL FUND	\$896.35
				LAPA	\$37.35
				LOS ANGELES CO SO	\$2,427.62
06-1009		\$591.70	6/2/2009		
				DA OFFICE	\$59.17
				GENERAL FUND	\$142.01
				LAPA	\$5.92
				LOS ANGELES PD	\$384.60
06-1033		\$687.18	6/11/2009		
				DA OFFICE	\$68.72
				GENERAL FUND	\$164.92
				LAPA	\$6.87
				LOS ANGELES PD	\$446.67
06-1037	BA308984	\$581.70	6/11/2009		
				DA OFFICE	\$58.17
				GENERAL FUND	\$139.61
				LAPA	\$5.82
				LOS ANGELES PD	\$378.10
06-1055		\$519.43	4/14/2009		
				DA OFFICE	\$51.95
				GENERAL FUND	\$124.66
				GLENDALE PD	\$337.63
				LAPA	\$5.19
06-1062	VA097443	\$4,965.58	8/5/2009		
				DA OFFICE	\$496.56
				GENERAL FUND	\$1,191.73
				LAPA	\$49.66
				WHITTIER PD	\$3,227.63
06-1074		\$6,316.83	2/11/2009		
				DA OFFICE	\$631.68
				GENERAL FUND	\$1,516.04
				LAPA	\$63.17
				LOS ANGELES PD	\$4,105.94
06-1104		\$7,133.84	4/14/2009		
				DA OFFICE	\$713.39
				GENERAL FUND	\$1,712.12
				LAPA	\$71.34



State of California
ASSET FORFEITURE REPORT - 2009

Table 3

Admin Number	Docket Number	Amount Forfeited	Date Disbursed	Recipient	Amount Disbursed
06-1106		\$527.75	6/11/2009	LOS ANGELES PD	\$4,636.99
				DA OFFICE	\$52.78
				GENERAL FUND	\$126.66
				INGLEWOOD PD	\$343.03
				LAPA	\$5.28
06-1147		\$13,977.29	9/9/2009	DA OFFICE	\$1,397.74
				GENERAL FUND	\$3,354.54
				LAPA	\$139.78
				LOS ANGELES CO SO	\$9,085.23
06-1150		\$817.20	1/27/2009	DA OFFICE	\$81.72
				GENERAL FUND	\$196.13
				LAPA	\$8.18
				LOS ANGELES PD	\$531.17
06-1155	BA311078	\$5,403.88	2/11/2009	DA OFFICE	\$540.39
				GENERAL FUND	\$1,296.93
				LAPA	\$54.04
				LOS ANGELES PD	\$3,512.52
06-1158		\$911.50	4/24/2009	DA OFFICE	\$91.15
				GENERAL FUND	\$218.76
				LAPA	\$9.12
				LOS ANGELES PD	\$592.47
06-1163		\$3,651.76	4/14/2009	DA OFFICE	\$365.18
				GENERAL FUND	\$876.42
				LAPA	\$36.52
				LOS ANGELES PD	\$2,373.64
06-1175	TA087253	\$1,085.40	3/9/2009	DA OFFICE	\$108.54
				GENERAL FUND	\$260.50
				LAPA	\$10.85
				LOS ANGELES PD	\$705.51
06-1177		\$24,727.01	1/27/2009	DA OFFICE	\$2,472.70
				GENERAL FUND	\$5,934.48
				LAPA	\$247.27
				LONG BEACH PD	\$16,072.56
06-1179		\$5,919.36	1/2/2009	DA OFFICE	\$591.94
				GENERAL FUND	\$1,420.65
				LAPA	\$59.19
				LOS ANGELES CO SO	\$3,847.58



State of California
ASSET FORFEITURE REPORT - 2009

Table 3

Admin Number	Docket Number	Amount Forfeited	Date Disbursed	Recipient	Amount Disbursed
06-1187		\$13,472.94	1/27/2009	DA OFFICE	\$1,347.30
				GENERAL FUND	\$3,233.51
				HAWTHORNE PD	\$8,757.41
				LAPA	\$134.72
06-1193		\$820.42	10/9/2009	DA OFFICE	\$82.05
				GENERAL FUND	\$196.90
				LAPA	\$8.20
				LOS ANGELES PD	\$533.27
06-1197		\$1,341.29	8/5/2009	DA OFFICE	\$134.13
				GENERAL FUND	\$321.91
				LAPA	\$13.41
				LOS ANGELES CO SO	\$871.84
06-1214		\$485.45	1/27/2009	DA OFFICE	\$48.54
				GENERAL FUND	\$116.51
				LAPA	\$4.85
				UC LOS ANGELES PD	\$315.55
06-1227		\$565.78	1/27/2009	DA OFFICE	\$56.58
				GENERAL FUND	\$135.79
				LAPA	\$5.66
				LOS ANGELES PD	\$367.75
06-1242	VA097656	\$567.58	3/11/2009	DA OFFICE	\$56.76
				GENERAL FUND	\$136.22
				LAPA	\$5.67
				MONTEBELLO PD	\$368.93
06-1245	BA312636	\$1,333.75	6/11/2009	DA OFFICE	\$133.38
				GENERAL FUND	\$320.10
				LAPA	\$13.34
				LOS ANGELES PD	\$866.93
06-1259		\$4,075.56	2/11/2009	DA OFFICE	\$407.56
				EL MONTE PD	\$2,649.11
				GENERAL FUND	\$978.14
				LAPA	\$40.75
06-1266		\$10,387.84	3/9/2009	DA OFFICE	\$1,038.79
				GENERAL FUND	\$2,493.08
				LAPA	\$103.88
				LOS ANGELES PD	\$6,752.09
06-1281		\$1,478.56	4/14/2009	BALDWIN PARK PD	\$961.06



State of California
ASSET FORFEITURE REPORT - 2009

Table 3

Admin Number	Docket Number	Amount Forfeited	Date Disbursed	Recipient	Amount Disbursed
				DA OFFICE	\$147.86
				GENERAL FUND	\$354.86
				LAPA	\$14.78
06-1286		\$642.51	9/9/2009		
				BURBANK AIRPORT POLICE	\$417.63
				DA OFFICE	\$64.25
				GENERAL FUND	\$154.21
				LAPA	\$6.42
06-1287		\$895.84	3/9/2009		
				BURBANK AIRPORT POLICE	\$582.29
				DA OFFICE	\$89.59
				GENERAL FUND	\$215.00
				LAPA	\$8.96
06-1299	BA313444	\$3,894.99	7/14/2009		
				DA OFFICE	\$389.50
				GENERAL FUND	\$934.80
				LAPA	\$38.95
				LOS ANGELES PD	\$2,531.74
06-1300	BA313385	\$639.46	9/9/2009		
				DA OFFICE	\$63.95
				GENERAL FUND	\$153.47
				LAPA	\$6.39
				LOS ANGELES PD	\$415.65
06-1322		\$5,420.04	4/14/2009		
				DA OFFICE	\$542.01
				GENERAL FUND	\$1,300.81
				LAPA	\$54.20
				LOS ANGELES PD	\$3,523.02
06-1325	LA054225	\$978.13	8/24/2009		
				DA OFFICE	\$97.81
				GENERAL FUND	\$234.75
				LAPA	\$9.78
				LOS ANGELES PD	\$635.79
06-1327	PA057931	\$6,493.20	4/14/2009		
				DA OFFICE	\$649.32
				GENERAL FUND	\$1,558.37
				LAPA	\$64.93
				LOS ANGELES PD	\$4,220.58
06-1338		\$4,820.68	1/27/2009		
				DA OFFICE	\$482.07
				GENERAL FUND	\$1,156.96
				LAPA	\$48.21
				LOS ANGELES PD	\$3,133.44
06-1339	BA314248	\$1,068.11	2/11/2009		
				DA OFFICE	\$106.81
				GENERAL FUND	\$256.35
				LAPA	\$10.68



State of California
ASSET FORFEITURE REPORT - 2009

Table 3

Admin Number	Docket Number	Amount Forfeited	Date Disbursed	Recipient	Amount Disbursed
06-1345		\$898.24	4/24/2009	LOS ANGELES PD	\$694.27
				DA OFFICE	\$89.82
				GENERAL FUND	\$215.58
				LAPA	\$8.98
06-1353		\$1,023.41	4/14/2009	WEST COVINA PD	\$583.86
				DA OFFICE	\$102.34
				GENERAL FUND	\$245.62
				LAPA	\$10.23
06-1354		\$1,590.11	3/9/2009	LOS ANGELES PD	\$665.22
				DA OFFICE	\$159.02
				GENERAL FUND	\$381.63
				LAPA	\$15.90
06-1363		\$627.58	6/11/2009	LOS ANGELES PD	\$1,033.56
				DA OFFICE	\$62.76
				GENERAL FUND	\$150.62
				LAPA	\$6.27
06-1366		\$998.82	2/11/2009	LOS ANGELES PD	\$407.93
				DA OFFICE	\$99.88
				GENERAL FUND	\$239.72
				LAPA	\$9.99
06-1369		\$3,669.45	7/17/2009	LOS ANGELES PD	\$649.23
				DA OFFICE	\$366.94
				GENERAL FUND	\$880.67
				LAPA	\$36.69
06-1387		\$1,556.55	3/9/2009	LOS ANGELES PD	\$2,385.15
				DA OFFICE	\$155.66
				GENERAL FUND	\$373.57
				LAPA	\$15.56
07-0008		\$526.99	1/2/2009	LOS ANGELES PD	\$1,011.76
				DA OFFICE	\$52.70
				GENERAL FUND	\$126.48
				LAPA	\$5.27
07-0022		\$673.17	9/22/2009	WHITTIER PD	\$342.54
				DA OFFICE	\$67.32
				GENERAL FUND	\$161.56
				LAPA	\$6.73
				MAYWOOD PD	\$437.56



State of California
ASSET FORFEITURE REPORT - 2009

Table 3

Admin Number	Docket Number	Amount Forfeited	Date Disbursed	Recipient	Amount Disbursed
07-0023		\$3,249.25	12/2/2009	DA OFFICE	\$324.92
				GENERAL FUND	\$779.82
				LAPA	\$32.49
				REDONDO BEACH PD	\$2,112.02
07-0025		\$518.62	12/24/2009	DA OFFICE	\$51.87
				GENERAL FUND	\$124.47
				LAPA	\$5.18
				MAYWOOD PD	\$337.10
07-0027	BS107764	\$46,972.05	3/9/2009	DA OFFICE	\$4,697.21
				GENERAL FUND	\$11,273.29
				LAPA	\$469.72
				LOS ANGELES PD	\$30,531.83
07-0028	BA312234	\$520.77	9/9/2009	DA OFFICE	\$52.08
				GENERAL FUND	\$124.99
				LAPA	\$5.20
				LOS ANGELES PD	\$338.50
07-0043		\$2,642.01	6/2/2009	DA OFFICE	\$264.20
				GENERAL FUND	\$634.08
				LAPA	\$26.42
				SAN BERNARDINO CO SO	\$1,717.31
07-0057		\$1,063.90	1/2/2009	DA OFFICE	\$106.39
				GENERAL FUND	\$255.34
				LAPA	\$10.64
				LOS ANGELES PD	\$691.53
07-0068	BA314132	\$2,921.98	3/9/2009	DA OFFICE	\$292.19
				GENERAL FUND	\$701.28
				LAPA	\$29.22
				SAN BERNARDINO CO SO	\$1,899.29
07-0069		\$589.09	10/26/2009	DA OFFICE	\$58.90
				GARDENA PD	\$382.91
				GENERAL FUND	\$141.38
				LAPA	\$5.90
07-0073		\$598.06	2/11/2009	DA OFFICE	\$59.80
				GARDENA PD	\$388.73
				GENERAL FUND	\$143.54
				LAPA	\$5.99
07-0079		\$591.86	6/11/2009	DA OFFICE	\$59.18



State of California
ASSET FORFEITURE REPORT - 2009

Table 3

Admin Number	Docket Number	Amount Forfeited	Date Disbursed	Recipient	Amount Disbursed
				GENERAL FUND	\$142.05
				LAPA	\$5.92
				LOS ANGELES PD	\$384.71
07-0080	BA315646	\$420.08	7/14/2009		
				DA OFFICE	\$42.01
				GENERAL FUND	\$100.82
				LAPA	\$4.20
				LOS ANGELES PD	\$273.05
07-0082	BA240965	\$1,172.12	7/17/2009		
				DA OFFICE	\$117.22
				GENERAL FUND	\$281.30
				LAPA	\$11.73
				LOS ANGELES PD	\$761.87
07-0089		\$1,192.58	9/9/2009		
				DA OFFICE	\$119.27
				GENERAL FUND	\$286.22
				LAPA	\$11.92
				LOS ANGELES PD	\$775.17
07-0091		\$3,197.57	1/27/2009		
				DA OFFICE	\$319.76
				EL MONTE PD	\$2,078.42
				GENERAL FUND	\$767.42
				LAPA	\$31.97
07-0092		\$875.17	2/11/2009		
				DA OFFICE	\$87.52
				GENERAL FUND	\$210.04
				LAPA	\$8.75
				SOUTH GATE PD	\$568.86
07-0097		\$5,121.70	4/24/2009		
				DA OFFICE	\$512.17
				GENERAL FUND	\$1,229.21
				LAPA	\$51.22
				LOS ANGELES PD	\$3,329.10
07-0109	BA315401	\$834.14	8/24/2009		
				DA OFFICE	\$83.41
				GENERAL FUND	\$200.20
				LAPA	\$8.34
				LOS ANGELES PD	\$542.19
07-0117	BA279404	\$1,286.21	3/9/2009		
				DA OFFICE	\$128.62
				GENERAL FUND	\$308.69
				LAPA	\$12.86
				LOS ANGELES PD	\$836.04
07-0144		\$4,115.83	1/27/2009		
				COSTA MESA PD	\$2,675.29
				DA OFFICE	\$411.58
				GENERAL FUND	\$987.80



State of California
ASSET FORFEITURE REPORT - 2009

Table 3

Admin Number	Docket Number	Amount Forfeited	Date Disbursed	Recipient	Amount Disbursed
07-0150		\$7,082.19	1/27/2009	LAPA	\$41.16
				DA OFFICE	\$708.22
				GENERAL FUND	\$1,699.73
				LAPA	\$70.82
				LOS ANGELES CO SO	\$4,603.42
07-0162		\$3,473.81	7/17/2009		
				DA OFFICE	\$347.38
				GENERAL FUND	\$833.72
				LAPA	\$34.73
				LOS ANGELES PD	\$2,257.98
07-0171		\$542.48	9/9/2009		
				DA OFFICE	\$54.25
				GENERAL FUND	\$130.20
				GLENDALE PD	\$352.61
				LAPA	\$5.42
07-0175	TA088940	\$7,082.62	1/27/2009		
				DA OFFICE	\$708.27
				GENERAL FUND	\$1,699.83
				LAPA	\$70.82
				LOS ANGELES PD	\$4,603.70
07-0191		\$1,703.75	6/11/2009		
				DA OFFICE	\$170.38
				GENERAL FUND	\$408.90
				LAPA	\$17.04
				LOS ANGELES PD	\$1,107.43
07-0202	BS107761	\$30,675.48	5/18/2009		
				BURBANK PD	\$19,939.06
				DA OFFICE	\$3,067.56
				GENERAL FUND	\$7,362.11
				LAPA	\$306.75
07-0206		\$2,616.43	9/9/2009		
				DA OFFICE	\$261.65
				GENERAL FUND	\$627.94
				LAPA	\$26.16
				LOS ANGELES CO SO	\$1,700.68
07-0211	VA099472	\$2,894.26	4/24/2009		
				DA OFFICE	\$289.43
				DOWNEY PD	\$1,881.27
				GENERAL FUND	\$694.62
				LAPA	\$28.94
07-0215	SA063216	\$4,176.88	6/11/2009		
				DA OFFICE	\$417.69
				GENERAL FUND	\$1,002.45
				LAPA	\$41.77
				LOS ANGELES PD	\$2,714.97



State of California
ASSET FORFEITURE REPORT - 2009

Table 3

Admin Number	Docket Number	Amount Forfeited	Date Disbursed	Recipient	Amount Disbursed
07-0228		\$1,135.64	3/9/2009	DA OFFICE	\$113.57
				GENERAL FUND	\$272.55
				GLENDALE PD	\$738.16
				LAPA	\$11.36
07-0239		\$930.36	9/22/2009	DA OFFICE	\$93.03
				GENERAL FUND	\$223.29
				LAPA	\$9.30
				LOS ANGELES PD	\$604.74
07-0242	LA055099	\$11,112.12	7/21/2009	DA OFFICE	\$1,111.21
				GENERAL FUND	\$2,666.91
				LAPA	\$111.12
				LOS ANGELES PD	\$7,222.88
07-0243		\$1,275.73	12/2/2009	DA OFFICE	\$127.57
				GENERAL FUND	\$306.18
				LAPA	\$12.75
				LOS ANGELES PD	\$829.23
07-0257	TA088636	\$3,066.04	7/14/2009	DA OFFICE	\$306.61
				GENERAL FUND	\$735.85
				LAPA	\$30.66
				LOS ANGELES PD	\$1,992.92
07-0260		\$1,069.76	9/9/2009	DA OFFICE	\$106.98
				GENERAL FUND	\$256.74
				LAPA	\$10.70
				LOS ANGELES PD	\$695.34
07-0271		\$13,014.42	5/7/2009	DA OFFICE	\$1,301.45
				GENERAL FUND	\$3,123.46
				HAWTHORNE PD	\$8,459.37
				LAPA	\$130.14
07-0272		\$7,558.84	2/11/2009	DA OFFICE	\$755.89
				GENERAL FUND	\$1,814.12
				HAWTHORNE PD	\$4,913.24
				LAPA	\$75.59
07-0275	KA078300	\$668.43	6/2/2009	DA OFFICE	\$66.85
				GENERAL FUND	\$160.42
				LAPA	\$6.68
				POMONA PD	\$434.48
07-0279		\$2,070.13	6/11/2009	DA OFFICE	\$207.01



State of California
ASSET FORFEITURE REPORT - 2009

Table 3

Admin Number	Docket Number	Amount Forfeited	Date Disbursed	Recipient	Amount Disbursed
				GENERAL FUND	\$496.83
				LAPA	\$20.70
				LOS ANGELES PD	\$1,345.59
07-0288		\$8,775.84	1/27/2009		
				DA OFFICE	\$877.58
				GENERAL FUND	\$2,106.20
				LAPA	\$87.76
				LOS ANGELES PD	\$5,704.30
07-0290		\$2,874.95	7/17/2009		
				DA OFFICE	\$287.49
				GENERAL FUND	\$689.99
				LAPA	\$28.75
				LOS ANGELES PD	\$1,868.72
07-0298	KA078416	\$10,492.46	2/11/2009		
				DA OFFICE	\$1,049.25
				GENERAL FUND	\$2,518.19
				LAPA	\$104.92
				WEST COVINA PD	\$6,820.10
07-0310	BA319145	\$1,140.54	1/2/2009		
				DA OFFICE	\$114.05
				GENERAL FUND	\$273.73
				LAPA	\$11.41
				LOS ANGELES PD	\$741.35
07-0315	BA318815	\$4,384.50	6/11/2009		
				DA OFFICE	\$438.44
				GENERAL FUND	\$1,052.28
				LAPA	\$43.85
				LOS ANGELES CO SO	\$2,849.93
07-0321		\$10,470.90	9/9/2009		
				DA OFFICE	\$1,047.08
				GENERAL FUND	\$2,513.02
				LAPA	\$104.71
				LOS ANGELES CO SO	\$6,806.09
07-0338		\$3,283.01	4/24/2009		
				DA OFFICE	\$328.30
				GENERAL FUND	\$787.92
				LAPA	\$32.83
				LOS ANGELES PD	\$2,133.96
07-0351	NA073790	\$8,527.97	8/5/2009		
				DA OFFICE	\$852.80
				GENERAL FUND	\$2,046.71
				LAPA	\$85.28
				LOS ANGELES PD	\$5,543.18
07-0363		\$941.84	1/2/2009		
				DA OFFICE	\$94.18
				GENERAL FUND	\$226.04
				LAPA	\$9.42



State of California
ASSET FORFEITURE REPORT - 2009

Table 3

Admin Number	Docket Number	Amount Forfeited	Date Disbursed	Recipient	Amount Disbursed
07-0378		\$16,861.06	4/24/2009	LOS ANGELES PD	\$612.20
				BURBANK PD	\$10,959.68
				DA OFFICE	\$1,686.11
				GENERAL FUND	\$4,046.66
				LAPA	\$168.61
07-0383	GA069143	\$497.12	1/2/2009	BURBANK PD	\$323.12
				DA OFFICE	\$49.72
				GENERAL FUND	\$119.31
				LAPA	\$4.97
07-0404	BA320754	\$1,082.72	8/5/2009	DA OFFICE	\$108.27
				GENERAL FUND	\$259.85
				LAPA	\$10.83
				LOS ANGELES PD	\$703.77
07-0409		\$7,976.49	7/17/2009	DA OFFICE	\$797.65
				GENERAL FUND	\$1,914.36
				LAPA	\$79.76
				LOS ANGELES PD	\$5,184.72
07-0414	NA073911	\$11,038.62	5/18/2009	DA OFFICE	\$1,103.87
				GENERAL FUND	\$2,649.27
				LAPA	\$110.38
				LOS ANGELES PD	\$7,175.10
07-0416	BS108755	\$58,375.72	6/2/2009	BURBANK PD	\$37,944.22
				DA OFFICE	\$5,837.57
				GENERAL FUND	\$14,010.17
				LAPA	\$583.76
07-0417		\$1,849.46	3/9/2009	DA OFFICE	\$184.95
				GENERAL FUND	\$443.87
				LAPA	\$18.49
				SANTA MONICA PD	\$1,202.15
07-0422		\$1,920.28	3/9/2009	DA OFFICE	\$192.03
				GENERAL FUND	\$460.87
				LAPA	\$19.20
				LONG BEACH PD	\$1,248.18
07-0426		\$5,048.62	3/9/2009	DA OFFICE	\$504.86
				GENERAL FUND	\$1,211.67
				LAPA	\$50.49
				LOS ANGELES CO SO	\$3,281.60



State of California
ASSET FORFEITURE REPORT - 2009

Table 3

Admin Number	Docket Number	Amount Forfeited	Date Disbursed	Recipient	Amount Disbursed
07-0432		\$21,737.05	4/24/2009	DA OFFICE	\$2,173.70
				GENERAL FUND	\$5,216.89
				LAPA	\$217.37
				LONG BEACH PD	\$14,129.09
07-0433		\$3,423.20	3/9/2009	DA OFFICE	\$342.32
				GENERAL FUND	\$821.57
				LAPA	\$34.23
				LONG BEACH PD	\$2,225.08
07-0434	BA321097	\$2,505.35	8/24/2009	DA OFFICE	\$250.54
				GENERAL FUND	\$601.29
				LAPA	\$25.05
				LOS ANGELES PD	\$1,628.47
07-0440		\$4,002.79	4/24/2009	DA OFFICE	\$400.28
				GENERAL FUND	\$960.67
				LAPA	\$40.03
				LOS ANGELES CO SO	\$2,601.81
07-0444	BA310795	\$1,561.63	2/11/2009	DA OFFICE	\$156.16
				GENERAL FUND	\$374.79
				LAPA	\$15.62
				LOS ANGELES PD	\$1,015.06
07-0446		\$2,560.97	6/11/2009	DA OFFICE	\$256.10
				GENERAL FUND	\$614.63
				LAPA	\$25.61
				LOS ANGELES PD	\$1,664.63
07-0448		\$1,847.86	1/2/2009	DA OFFICE	\$184.79
				GENERAL FUND	\$443.49
				LAPA	\$18.47
				LOS ANGELES PD	\$1,201.11
07-0454	NA072516	\$920.79	6/2/2009	DA OFFICE	\$92.08
				GENERAL FUND	\$220.99
				LAPA	\$9.21
				LONG BEACH PD	\$598.51
07-0457	NA072802	\$3,954.29	12/2/2009	DA OFFICE	\$395.44
				GENERAL FUND	\$949.03
				LAPA	\$39.54
				LONG BEACH PD	\$2,570.28
07-0465	PA059097	\$1,208.80	4/2/2009	DA OFFICE	\$120.88



State of California
ASSET FORFEITURE REPORT - 2009

Table 3

Admin Number	Docket Number	Amount Forfeited	Date Disbursed	Recipient	Amount Disbursed
				GENERAL FUND	\$290.11
				LAPA	\$12.09
				LOS ANGELES PD	\$785.72
07-0472	NA071976	\$697.52	6/11/2009		
				DA OFFICE	\$69.76
				GENERAL FUND	\$167.40
				LAPA	\$6.97
				LONG BEACH PD	\$453.39
07-0479		\$3,543.62	9/9/2009		
				DA OFFICE	\$354.37
				GENERAL FUND	\$850.47
				LAPA	\$35.43
				LONG BEACH PD	\$2,303.35
07-0483		\$9,535.10	6/11/2009		
				DA OFFICE	\$953.51
				GENERAL FUND	\$2,288.43
				LAPA	\$95.35
				LONG BEACH PD	\$6,197.81
07-0486	TA090475	\$3,084.56	2/11/2009		
				DA OFFICE	\$308.46
				GENERAL FUND	\$740.30
				LAPA	\$30.84
				REDONDO BEACH PD	\$2,004.96
07-0488		\$493.98	9/9/2009		
				DA OFFICE	\$49.41
				GENERAL FUND	\$118.56
				LAPA	\$4.93
				LONG BEACH PD	\$321.08
07-0513		\$7,501.37	6/11/2009		
				DA OFFICE	\$750.13
				GENERAL FUND	\$1,800.33
				LAPA	\$75.01
				LONG BEACH PD	\$4,875.90
07-0519	BA322470	\$1,189.40	3/9/2009		
				DA OFFICE	\$118.94
				GENERAL FUND	\$285.46
				LAPA	\$11.89
				LOS ANGELES PD	\$773.11
07-0520		\$788.31	2/11/2009		
				DA OFFICE	\$78.83
				GENERAL FUND	\$189.20
				LAPA	\$7.88
				LOS ANGELES PD	\$512.40
07-0546	BA322023	\$4,257.19	2/11/2009		
				DA OFFICE	\$425.72
				GENERAL FUND	\$1,021.73
				LAPA	\$42.57



State of California
ASSET FORFEITURE REPORT - 2009

Table 3

Admin Number	Docket Number	Amount Forfeited	Date Disbursed	Recipient	Amount Disbursed
07-0549	NA074296	\$3,165.23	12/2/2009	LOS ANGELES PD	\$2,767.17
				DA OFFICE	\$316.52
				GENERAL FUND	\$759.65
				LAPA	\$31.66
07-0552		\$1,562.07	1/27/2009	LOS ANGELES PD	\$2,057.40
				DA OFFICE	\$156.21
				GENERAL FUND	\$374.90
				LAPA	\$15.62
07-0555		\$533.55	3/9/2009	LOS ANGELES PD	\$1,015.34
				DA OFFICE	\$53.36
				GENERAL FUND	\$128.05
				LAPA	\$5.33
07-0556	NA072376	\$503.07	10/26/2009	LONG BEACH PD	\$346.81
				DA OFFICE	\$50.31
				GENERAL FUND	\$120.74
				LAPA	\$5.03
07-0559		\$791.28	1/2/2009	LONG BEACH PD	\$326.99
				DA OFFICE	\$79.13
				GENERAL FUND	\$189.91
				LAPA	\$7.91
07-0560		\$1,279.36	1/2/2009	SOUTH GATE PD	\$514.33
				DA OFFICE	\$127.94
				GENERAL FUND	\$307.05
				LAPA	\$12.79
07-0563		\$600.19	2/11/2009	LONG BEACH PD	\$831.58
				DA OFFICE	\$60.02
				EL MONTE PD	\$390.12
				GENERAL FUND	\$144.05
07-0569		\$1,252.58	7/17/2009	LAPA	\$6.00
				DA OFFICE	\$125.26
				EL MONTE PD	\$814.18
				GENERAL FUND	\$300.62
07-0571		\$14,203.62	1/2/2009	LAPA	\$12.52
				DA OFFICE	\$1,420.36
				GENERAL FUND	\$3,408.87
				LA IMPACT - GROUP 1	\$9,232.35
				LAPA	\$142.04



State of California
ASSET FORFEITURE REPORT - 2009

Table 3

Admin Number	Docket Number	Amount Forfeited	Date Disbursed	Recipient	Amount Disbursed
07-0573	GA066644	\$811.09	1/2/2009	DA OFFICE	\$81.11
				GENERAL FUND	\$194.66
				LAPA	\$8.11
				PASADENA PD	\$527.21
07-0577	BA322013	\$13,378.33	4/24/2009	DA OFFICE	\$1,337.84
				GENERAL FUND	\$3,210.80
				LAPA	\$133.78
				LOS ANGELES PD	\$8,695.91
07-0580		\$2,981.88	1/2/2009	DA OFFICE	\$298.19
				GENERAL FUND	\$715.65
				LAPA	\$29.82
				SANTA MONICA PD	\$1,938.22
07-0590		\$529.82	4/24/2009	DA OFFICE	\$52.98
				GENERAL FUND	\$127.16
				LAPA	\$5.30
				LOS ANGELES PD	\$344.38
07-0591		\$2,745.31	7/17/2009	DA OFFICE	\$274.53
				GENERAL FUND	\$658.87
				LAPA	\$27.46
				LOS ANGELES PD	\$1,784.45
07-0600	YA067372	\$823.82	4/24/2009	DA OFFICE	\$82.38
				GARDENA PD	\$535.48
				GENERAL FUND	\$197.72
				LAPA	\$8.24
07-0602		\$916.91	2/11/2009	DA OFFICE	\$91.69
				GENERAL FUND	\$220.06
				LAPA	\$9.17
				LOS ANGELES PD	\$595.99
07-0603		\$923.99	6/11/2009	DA OFFICE	\$92.40
				GENERAL FUND	\$221.76
				LAPA	\$9.24
				LOS ANGELES PD	\$600.59
07-0605		\$1,114.44	6/11/2009	DA OFFICE	\$111.45
				GENERAL FUND	\$267.47
				LAPA	\$11.14
				LOS ANGELES PD	\$724.38
07-0607		\$1,167.08	2/11/2009	DA OFFICE	\$116.71



State of California
ASSET FORFEITURE REPORT - 2009

Table 3

Admin Number	Docket Number	Amount Forfeited	Date Disbursed	Recipient	Amount Disbursed
				EL MONTE PD	\$758.60
				GENERAL FUND	\$280.10
				LAPA	\$11.67
07-0612		\$1,084.10	4/24/2009		
				DA OFFICE	\$108.41
				DOWNEY PD	\$704.67
				GENERAL FUND	\$260.18
				LAPA	\$10.84
07-0616		\$4,615.40	4/14/2009		
				DA OFFICE	\$461.54
				GENERAL FUND	\$1,107.70
				LAPA	\$46.15
				LOS ANGELES PD	\$3,000.01
07-0619		\$600.60	4/24/2009		
				DA OFFICE	\$60.06
				GENERAL FUND	\$144.15
				LAPA	\$6.00
				LOS ANGELES PD	\$390.39
07-0622		\$708.56	2/11/2009		
				DA OFFICE	\$70.86
				GENERAL FUND	\$170.06
				LAPA	\$7.08
				LOS ANGELES PD	\$460.56
07-0631		\$867.88	4/14/2009		
				DA OFFICE	\$86.79
				GENERAL FUND	\$208.29
				GLENDALE PD	\$564.12
				LAPA	\$8.68
07-0633		\$318.98	8/5/2009		
				DA OFFICE	\$31.89
				GENERAL FUND	\$76.56
				LAPA	\$3.19
				SANTA MONICA PD	\$207.34
07-0637		\$504.57	12/24/2009		
				DA OFFICE	\$50.46
				GENERAL FUND	\$121.09
				LAPA	\$5.05
				LOS ANGELES PD	\$327.97
07-0650		\$1,027.96	2/11/2009		
				DA OFFICE	\$102.80
				GENERAL FUND	\$246.71
				LAPA	\$10.28
				LOS ANGELES PD	\$668.17
07-0656		\$1,924.79	2/11/2009		
				DA OFFICE	\$192.48
				GENERAL FUND	\$461.95
				LAPA	\$19.25



State of California
ASSET FORFEITURE REPORT - 2009

Table 3

Admin Number	Docket Number	Amount Forfeited	Date Disbursed	Recipient	Amount Disbursed
07-0660		\$1,841.86	3/9/2009	LOS ANGELES PD	\$1,251.11
				DA OFFICE	\$184.19
				GENERAL FUND	\$442.05
				LAPA	\$18.42
07-0674		\$12,772.58	2/11/2009	LOS ANGELES PD	\$1,197.20
				DA OFFICE	\$1,277.26
				GENERAL FUND	\$3,065.42
				LAPA	\$127.72
07-0675		\$5,329.03	8/24/2009	LOS ANGELES CO SO	\$8,302.18
				DA OFFICE	\$532.91
				FULLERTON PD	\$3,463.86
				GENERAL FUND	\$1,278.97
				LAPA	\$53.29
07-0688	SA063003	\$806.04	9/9/2009	DA OFFICE	\$80.61
				GENERAL FUND	\$193.45
				HAWTHORNE PD	\$523.92
				LAPA	\$8.06
07-0695		\$5,614.07	3/9/2009	DA OFFICE	\$561.41
				GENERAL FUND	\$1,347.38
				LAPA	\$56.14
				LOS ANGELES CO SO	\$3,649.14
07-0697		\$663.68	12/2/2009	DA OFFICE	\$66.36
				GENERAL FUND	\$159.29
				LAPA	\$6.63
				LOS ANGELES PD	\$431.40
07-0705		\$3,134.60	3/9/2009	DA OFFICE	\$313.46
				GENERAL FUND	\$752.31
				LAPA	\$31.34
				LOS ANGELES PD	\$2,037.49
07-0707	SA063386	\$1,806.00	3/9/2009	DA OFFICE	\$180.60
				GENERAL FUND	\$433.44
				HAWTHORNE PD	\$1,173.90
				LAPA	\$18.06
07-0717		\$8,115.21	2/11/2009	DA OFFICE	\$811.52
				GENERAL FUND	\$1,947.65
				LAPA	\$81.15
				LOS ANGELES CO SO	\$5,274.89



State of California
ASSET FORFEITURE REPORT - 2009

Table 3

Admin Number	Docket Number	Amount Forfeited	Date Disbursed	Recipient	Amount Disbursed
07-0725		\$855.75	2/11/2009	DA OFFICE	\$85.58
				GENERAL FUND	\$205.38
				LAPA	\$8.56
				LOS ANGELES PD	\$556.23
07-0730		\$9,568.45	2/11/2009	DA OFFICE	\$956.84
				GENERAL FUND	\$2,296.43
				LAPA	\$95.68
				LOS ANGELES PD	\$6,219.50
07-0739		\$5,261.16	4/24/2009	DA OFFICE	\$526.12
				GENERAL FUND	\$1,262.68
				LAPA	\$52.61
				LOS ANGELES CO SO	\$3,419.75
07-0744		\$3,638.17	2/11/2009	DA OFFICE	\$363.82
				GENERAL FUND	\$873.16
				LAPA	\$36.38
				LOS ANGELES PD	\$2,364.81
07-0746		\$1,430.43	9/9/2009	DA OFFICE	\$143.06
				GENERAL FUND	\$343.30
				INGLEWOOD PD	\$929.77
				LAPA	\$14.30
07-0751		\$2,394.80	7/17/2009	DA OFFICE	\$239.48
				GENERAL FUND	\$574.75
				LAPA	\$23.95
				LOS ANGELES PD	\$1,556.62
07-0752		\$680.97	2/11/2009	DA OFFICE	\$68.10
				GENERAL FUND	\$163.43
				LAPA	\$6.81
				LOS ANGELES PD	\$442.63
07-0755		\$498.97	2/11/2009	DA OFFICE	\$49.90
				GENERAL FUND	\$119.75
				LAPA	\$4.99
				LOS ANGELES PD	\$324.33
07-0772		\$2,552.27	12/2/2009	DA OFFICE	\$255.23
				GENERAL FUND	\$612.55
				LAPA	\$25.52
				LOS ANGELES PD	\$1,658.97
07-0775		\$1,979.68	7/17/2009	DA OFFICE	\$197.97



State of California
ASSET FORFEITURE REPORT - 2009

Table 3

Admin Number	Docket Number	Amount Forfeited	Date Disbursed	Recipient	Amount Disbursed
				GENERAL FUND	\$475.12
				LAPA	\$19.80
				LOS ANGELES PD	\$1,286.79
07-0785		\$8,040.34	2/11/2009		
				DA OFFICE	\$804.04
				GENERAL FUND	\$1,929.68
				LAPA	\$80.40
				SOUTH GATE PD	\$5,226.22
07-0790		\$4,217.28	2/11/2009		
				DA OFFICE	\$421.73
				GENERAL FUND	\$1,012.15
				LAPA	\$42.17
				LOS ANGELES PD	\$2,741.23
07-0791	BS111039	\$26,644.12	6/11/2009		
				DA OFFICE	\$2,664.41
				GENERAL FUND	\$6,394.59
				LAPA	\$266.44
				LOS ANGELES CO SO	\$17,318.68
07-0793	bs110456	\$21,329.83	1/2/2009		
				BURBANK PD	\$13,864.39
				DA OFFICE	\$2,132.98
				GENERAL FUND	\$5,119.16
				LAPA	\$213.30
07-0795		\$3,488.89	7/17/2009		
				DA OFFICE	\$348.89
				GENERAL FUND	\$837.34
				LAPA	\$34.88
				LOS ANGELES CO SO	\$2,267.78
07-0797		\$644.88	1/2/2009		
				DA OFFICE	\$64.49
				GENERAL FUND	\$154.77
				LAPA	\$6.45
				REDONDO BEACH PD	\$419.17
07-0798		\$995.59	6/2/2009		
				DA OFFICE	\$99.56
				GENERAL FUND	\$238.94
				LAPA	\$9.96
				LOS ANGELES PD	\$647.13
07-0800		\$1,734.77	6/11/2009		
				DA OFFICE	\$173.47
				GENERAL FUND	\$416.35
				LAPA	\$17.35
				LOS ANGELES PD	\$1,127.60
07-0802		\$1,848.29	2/11/2009		
				DA OFFICE	\$184.83
				GENERAL FUND	\$443.59
				LAPA	\$18.48



State of California
ASSET FORFEITURE REPORT - 2009

Table 3

Admin Number	Docket Number	Amount Forfeited	Date Disbursed	Recipient	Amount Disbursed
07-0804	bs111040	\$28,189.31	9/9/2009	LOS ANGELES PD	\$1,201.39
				DA OFFICE	\$2,818.94
				GENERAL FUND	\$6,765.43
				LAPA	\$281.89
07-0810		\$2,434.48	9/22/2009	LOS ANGELES CO SO	\$18,323.05
				DA OFFICE	\$243.45
				GENERAL FUND	\$584.28
				LAPA	\$24.34
07-0813		\$3,170.41	9/9/2009	LOS ANGELES PD	\$1,582.41
				DA OFFICE	\$317.04
				GENERAL FUND	\$760.90
				LAPA	\$31.70
07-0817		\$6,792.84	10/9/2009	LOS ANGELES PD	\$2,060.77
				DA OFFICE	\$679.29
				GENERAL FUND	\$1,630.28
				INGLEWOOD PD	\$4,415.34
07-0819	BA313553	\$4,760.70	4/14/2009	LAPA	\$67.93
				DA OFFICE	\$476.07
				GENERAL FUND	\$1,142.57
				LAPA	\$47.61
07-0820		\$1,610.62	4/14/2009	LOS ANGELES PD	\$3,094.45
				DA OFFICE	\$161.06
				GENERAL FUND	\$386.55
				LAPA	\$16.11
07-0839		\$9,171.34	1/2/2009	LOS ANGELES PD	\$1,046.90
				DA OFFICE	\$917.14
				GENERAL FUND	\$2,201.12
				HAWTHORNE PD	\$5,961.37
07-0844		\$2,225.60	10/9/2009	LAPA	\$91.71
				DA OFFICE	\$222.57
				GENERAL FUND	\$534.15
				GLENDORA PD	\$1,446.63
07-0846		\$5,622.74	2/11/2009	LAPA	\$22.25
				CULVER CITY PD	\$3,654.77
				DA OFFICE	\$562.28
				GENERAL FUND	\$1,349.46
				LAPA	\$56.23



State of California
ASSET FORFEITURE REPORT - 2009

Table 3

Admin Number	Docket Number	Amount Forfeited	Date Disbursed	Recipient	Amount Disbursed
07-0853		\$2,924.12	2/11/2009	DA OFFICE	\$292.41
				GENERAL FUND	\$701.79
				LAPA	\$29.24
				LOS ANGELES PD	\$1,900.68
07-0858	BS111045	\$237,031.25	4/2/2009	DA OFFICE	\$23,703.14
				GENERAL FUND	\$56,887.50
				LAPA	\$2,370.31
				LOS ANGELES PD	\$154,070.30
07-0861		\$1,795.94	12/24/2009	DA OFFICE	\$179.59
				GENERAL FUND	\$431.03
				LAPA	\$17.96
				LOS ANGELES PD	\$1,167.36
07-0863		\$3,156.43	12/24/2009	DA OFFICE	\$315.64
				GENERAL FUND	\$757.55
				LAPA	\$31.56
				LOS ANGELES PD	\$2,051.68
07-0864		\$1,835.71	2/11/2009	DA OFFICE	\$183.57
				GENERAL FUND	\$440.57
				LAPA	\$18.36
				LOS ANGELES PD	\$1,193.21
07-0866		\$770.73	10/26/2009	DA OFFICE	\$77.07
				GENERAL FUND	\$184.98
				LAPA	\$7.70
				LOS ANGELES PD	\$500.98
07-0869	BA327916	\$1,699.48	1/2/2009	DA OFFICE	\$169.95
				GENERAL FUND	\$407.88
				LAPA	\$16.99
				LOS ANGELES PD	\$1,104.66
07-0876		\$19,751.25	6/2/2009	DA OFFICE	\$1,975.13
				GENERAL FUND	\$4,740.30
				LAPA	\$197.51
				LOS ANGELES PD	\$12,838.31
07-0885		\$2,705.20	9/9/2009	DA OFFICE	\$270.53
				GENERAL FUND	\$649.25
				LAPA	\$27.05
				LOS ANGELES PD	\$1,758.37
07-0890		\$507.15	8/24/2009	DA OFFICE	\$50.72



State of California
ASSET FORFEITURE REPORT - 2009

Table 3

Admin Number	Docket Number	Amount Forfeited	Date Disbursed	Recipient	Amount Disbursed
				GENERAL FUND	\$121.72
				LAPA	\$5.07
				LOS ANGELES PD	\$329.64
07-0896		\$6,581.25	9/22/2009		
				DA OFFICE	\$658.11
				GENERAL FUND	\$1,579.50
				GLENDALE PD	\$4,277.82
				LAPA	\$65.82
07-0897		\$5,007.99	3/9/2009		
				DA OFFICE	\$500.80
				GENERAL FUND	\$1,201.92
				GLENDALE PD	\$3,255.19
				LAPA	\$50.08
07-0898		\$1,405.75	1/2/2009		
				DA OFFICE	\$140.58
				GENERAL FUND	\$337.38
				LAPA	\$14.06
				LOS ANGELES PD	\$913.73
07-0899		\$9,063.21	7/17/2009		
				DA OFFICE	\$906.32
				GENERAL FUND	\$2,175.17
				LAPA	\$90.63
				LOS ANGELES PD	\$5,891.09
07-0906		\$9,058.30	9/22/2009		
				BURBANK PD	\$5,887.89
				DA OFFICE	\$905.83
				GENERAL FUND	\$2,173.99
				LAPA	\$90.59
07-0907		\$6,007.83	9/9/2009		
				DA OFFICE	\$600.79
				GENERAL FUND	\$1,441.88
				LAPA	\$60.07
				LOS ANGELES CO SO	\$3,905.09
07-0908		\$497.70	3/9/2009		
				DA OFFICE	\$49.77
				GENERAL FUND	\$119.45
				LAPA	\$4.98
				LOS ANGELES PD	\$323.50
07-0914	SA065367	\$808.34	1/2/2009		
				DA OFFICE	\$80.84
				GENERAL FUND	\$194.00
				LAPA	\$8.08
				LOS ANGELES PD	\$525.42
07-0915		\$671.46	2/11/2009		
				DA OFFICE	\$67.15
				GENERAL FUND	\$161.15
				LAPA	\$6.71



State of California
ASSET FORFEITURE REPORT - 2009

Table 3

Admin Number	Docket Number	Amount Forfeited	Date Disbursed	Recipient	Amount Disbursed
07-0917	bs111244	\$47,612.74	7/21/2009	LOS ANGELES PD	\$436.45
				DA OFFICE	\$4,761.27
				GENERAL FUND	\$11,427.06
				LAPA	\$476.13
07-0918	BA314999	\$13,767.09	1/2/2009	LOS ANGELES PD	\$30,948.28
				DA OFFICE	\$1,376.71
				GENERAL FUND	\$3,304.10
				LA IMPACT - GROUP 1	\$8,948.61
				LAPA	\$137.67
07-0939		\$7,341.14	9/9/2009		
				DA OFFICE	\$734.11
				GENERAL FUND	\$1,761.88
				LAPA	\$73.41
				LOS ANGELES CO SO	\$4,771.74
07-0952		\$564.06	9/9/2009		
				DA OFFICE	\$56.40
				GENERAL FUND	\$135.38
				LAPA	\$5.64
				LOS ANGELES PD	\$366.64
07-0954		\$810.19	6/2/2009		
				DA OFFICE	\$81.02
				GENERAL FUND	\$194.45
				LAPA	\$8.10
				LOS ANGELES PD	\$526.62
07-0955		\$1,468.58	2/11/2009		
				DA OFFICE	\$146.86
				GENERAL FUND	\$352.46
				LAPA	\$14.68
				LOS ANGELES PD	\$954.58
07-0960		\$4,240.51	9/9/2009		
				DA OFFICE	\$424.05
				GENERAL FUND	\$1,017.72
				LAPA	\$42.41
				LOS ANGELES PD	\$2,756.33
07-0961		\$2,170.18	9/9/2009		
				DA OFFICE	\$217.02
				GENERAL FUND	\$520.85
				LAPA	\$21.70
				WHITTIER PD	\$1,410.61
07-0967		\$9,186.95	1/2/2009		
				DA OFFICE	\$918.70
				GENERAL FUND	\$2,204.87
				LAPA	\$91.87
				LOS ANGELES PD	\$5,971.51



State of California
ASSET FORFEITURE REPORT - 2009

Table 3

Admin Number	Docket Number	Amount Forfeited	Date Disbursed	Recipient	Amount Disbursed
07-0968		\$3,536.35	2/11/2009	DA OFFICE	\$353.64
				GENERAL FUND	\$848.73
				LAPA	\$35.36
				LOS ANGELES PD	\$2,298.62
07-0970		\$840.37	9/9/2009	DA OFFICE	\$84.05
				GENERAL FUND	\$201.69
				LAPA	\$8.40
				LOS ANGELES PD	\$546.23
07-0984	VA102958	\$6,855.95	4/14/2009	CYPRESS PD	\$4,456.36
				DA OFFICE	\$685.60
				GENERAL FUND	\$1,645.43
				LAPA	\$68.56
07-0991		\$473.83	9/9/2009	DA OFFICE	\$47.38
				GENERAL FUND	\$113.72
				LAPA	\$4.74
				LOS ANGELES PD	\$307.99
07-0996		\$788.51	9/22/2009	DA OFFICE	\$78.85
				GENERAL FUND	\$189.24
				LAPA	\$7.89
				LOS ANGELES PD	\$512.53
07-0997		\$1,484.54	9/9/2009	DA OFFICE	\$148.45
				GENERAL FUND	\$356.29
				LAPA	\$14.85
				LOS ANGELES PD	\$964.95
07-0998	SA065628	\$10,063.86	10/26/2009	DA OFFICE	\$1,006.38
				GENERAL FUND	\$2,415.33
				LAPA	\$100.64
				LOS ANGELES PD	\$6,541.51
07-1000		\$4,523.10	10/9/2009	CHP	\$2,940.01
				DA OFFICE	\$452.31
				GENERAL FUND	\$1,085.55
				LAPA	\$45.23
07-1001		\$1,763.14	4/14/2009	DA OFFICE	\$176.32
				GENERAL FUND	\$423.15
				LAPA	\$17.63
				LONG BEACH PD	\$1,146.04
07-1006	na072335	\$604.41	9/22/2009	DA OFFICE	\$60.44



State of California
ASSET FORFEITURE REPORT - 2009

Table 3

Admin Number	Docket Number	Amount Forfeited	Date Disbursed	Recipient	Amount Disbursed
				GENERAL FUND	\$145.06
				LAPA	\$6.04
				LONG BEACH PD	\$392.87
07-1007		\$14,785.13	1/2/2009		
				DA OFFICE	\$1,478.51
				GENERAL FUND	\$3,548.43
				HAWTHORNE PD	\$9,610.34
				LAPA	\$147.85
07-1009	MA040193	\$6,195.12	3/11/2009		
				DA OFFICE	\$619.51
				GENERAL FUND	\$1,486.83
				LAPA	\$61.95
				LOS ANGELES CO SO	\$4,026.83
07-1010		\$1,113.14	9/9/2009		
				DA OFFICE	\$111.31
				GENERAL FUND	\$267.15
				LAPA	\$11.13
				LOS ANGELES PD	\$723.55
07-1011		\$2,169.14	9/9/2009		
				DA OFFICE	\$216.91
				GENERAL FUND	\$520.60
				LAPA	\$21.69
				LOS ANGELES PD	\$1,409.94
07-1012		\$2,633.74	1/27/2009		
				DA OFFICE	\$263.38
				GENERAL FUND	\$632.10
				LAPA	\$26.34
				LOS ANGELES PD	\$1,711.92
07-1019		\$2,874.23	10/26/2009		
				DA OFFICE	\$287.42
				GENERAL FUND	\$689.82
				LAPA	\$28.74
				LONG BEACH PD	\$1,868.25
07-1026		\$1,154.98	4/14/2009		
				DA OFFICE	\$115.50
				GENERAL FUND	\$277.19
				LAPA	\$11.55
				LONG BEACH PD	\$750.74
07-1027	BS112170	\$32,677.06	6/2/2009		
				DA OFFICE	\$3,267.71
				GENERAL FUND	\$7,842.49
				LAPA	\$326.77
				LONG BEACH PD	\$21,240.09
07-1028		\$18,240.26	10/9/2009		
				DA OFFICE	\$1,824.02
				GENERAL FUND	\$4,377.66
				LAPA	\$182.41



State of California
ASSET FORFEITURE REPORT - 2009

Table 3

Admin Number	Docket Number	Amount Forfeited	Date Disbursed	Recipient	Amount Disbursed
07-1030		\$5,288.95	1/27/2009	LOS ANGELES CO SO	\$11,856.17
				DA OFFICE	\$528.90
				GENERAL FUND	\$1,269.35
				LAPA	\$52.89
				LOS ANGELES CO SO	\$3,437.81
07-1032	BA330490	\$486.90	6/2/2009	DA OFFICE	\$48.69
				GENERAL FUND	\$116.86
				LAPA	\$4.87
				LOS ANGELES PD	\$316.48
07-1034		\$7,865.34	12/2/2009	DA OFFICE	\$786.54
				GENERAL FUND	\$1,887.68
				LAPA	\$78.65
				LOS ANGELES PD	\$5,112.47
07-1045	la057224	\$350.66	6/2/2009	DA OFFICE	\$35.07
				GENERAL FUND	\$84.16
				LAPA	\$3.51
				LOS ANGELES PD	\$227.92
07-1047		\$5,296.71	9/9/2009	DA OFFICE	\$529.67
				GENERAL FUND	\$1,271.22
				LAPA	\$52.96
				LOS ANGELES PD	\$3,442.86
07-1050	NA076085	\$1,609.68	10/9/2009	DA OFFICE	\$160.96
				GENERAL FUND	\$386.33
				LAPA	\$16.10
				LONG BEACH PD	\$1,046.29
07-1061	BA330384	\$6,603.81	12/24/2009	DA OFFICE	\$660.37
				GENERAL FUND	\$1,584.92
				LAPA	\$66.04
				LOS ANGELES PD	\$4,292.48
07-1064	la056864	\$1,108.84	11/17/2009	DA OFFICE	\$110.89
				GENERAL FUND	\$266.12
				LAPA	\$11.09
				LOS ANGELES PD	\$720.74
07-1065	BA331128	\$680.07	6/2/2009	DA OFFICE	\$68.01
				GENERAL FUND	\$163.21
				LAPA	\$6.80
				LOS ANGELES PD	\$442.05



State of California
ASSET FORFEITURE REPORT - 2009

Table 3

Admin Number	Docket Number	Amount Forfeited	Date Disbursed	Recipient	Amount Disbursed
07-1066		\$864.57	1/2/2009	DA OFFICE	\$86.46
				GENERAL FUND	\$207.50
				LAPA	\$8.64
				LOS ANGELES PD	\$561.97
07-1068		\$5,823.41	5/7/2009	DA OFFICE	\$582.34
				GENERAL FUND	\$1,397.62
				LAPA	\$58.23
				LOS ANGELES PD	\$3,785.22
07-1069		\$4,377.06	10/26/2009	DA OFFICE	\$437.70
				GENERAL FUND	\$1,050.50
				LAPA	\$43.77
				LOS ANGELES PD	\$2,845.09
07-1073	NA076296	\$2,566.88	6/18/2009	DA OFFICE	\$256.69
				GENERAL FUND	\$616.05
				LAPA	\$25.67
				LONG BEACH PD	\$1,668.47
07-1077		\$1,612.47	11/17/2009	ALHAMBRA PD	\$1,048.10
				DA OFFICE	\$161.26
				GENERAL FUND	\$386.99
				LAPA	\$16.12
07-1085		\$1,029.12	9/9/2009	DA OFFICE	\$102.91
				GENERAL FUND	\$246.99
				LAPA	\$10.29
				LOS ANGELES PD	\$668.93
07-1091		\$744.36	1/2/2009	DA OFFICE	\$74.44
				GENERAL FUND	\$178.65
				LAPA	\$7.44
				LOS ANGELES PD	\$483.83
07-1095		\$8,535.96	1/2/2009	DA OFFICE	\$853.60
				GENERAL FUND	\$2,048.63
				LAPA	\$85.36
				PASADENA PD	\$5,548.37
07-1099		\$3,465.31	3/9/2009	DA OFFICE	\$346.53
				GENERAL FUND	\$831.68
				LAPA	\$34.65
				LOS ANGELES PD	\$2,252.45
07-1104		\$1,157.46	10/9/2009	DA OFFICE	\$115.75



State of California
ASSET FORFEITURE REPORT - 2009

Table 3

Admin Number	Docket Number	Amount Forfeited	Date Disbursed	Recipient	Amount Disbursed
				GENERAL FUND	\$277.79
				LAPA	\$11.57
				LOS ANGELES PD	\$752.35
07-1106	BA332473	\$654.56	12/24/2009		
				DA OFFICE	\$65.45
				GENERAL FUND	\$157.09
				LAPA	\$6.55
				LOS ANGELES PD	\$425.47
07-1109		\$1,177.80	2/11/2009		
				DA OFFICE	\$117.78
				GENERAL FUND	\$282.67
				LAPA	\$11.78
				LOS ANGELES PD	\$765.57
07-1111		\$2,709.19	9/9/2009		
				DA OFFICE	\$270.92
				GENERAL FUND	\$650.21
				LAPA	\$27.09
				LOS ANGELES PD	\$1,760.97
07-1117	BS113873	\$27,947.08	2/11/2009		
				BELL GARDENS PD	\$18,165.60
				DA OFFICE	\$2,794.71
				GENERAL FUND	\$6,707.30
				LAPA	\$279.47
07-1120		\$2,703.77	9/22/2009		
				DA OFFICE	\$270.37
				GENERAL FUND	\$648.91
				INGLEWOOD PD	\$1,757.45
				LAPA	\$27.04
07-1124		\$1,404.13	1/2/2009		
				DA OFFICE	\$140.42
				GENERAL FUND	\$336.99
				LAPA	\$14.04
				LOS ANGELES PD	\$912.68
07-1128		\$1,376.78	10/9/2009		
				DA OFFICE	\$137.68
				GENERAL FUND	\$330.43
				LAPA	\$13.77
				LONG BEACH PD	\$894.90
07-1129		\$1,075.56	4/14/2009		
				DA OFFICE	\$107.55
				GENERAL FUND	\$258.13
				LAPA	\$10.76
				PASADENA PD	\$699.12
07-1131	BA332300	\$2,546.58	12/14/2009		
				DA OFFICE	\$254.67
				GENERAL FUND	\$611.18
				LAPA	\$25.46



State of California
ASSET FORFEITURE REPORT - 2009

Table 3

Admin Number	Docket Number	Amount Forfeited	Date Disbursed	Recipient	Amount Disbursed
07-1133		\$1,664.46	10/26/2009	LOS ANGELES PD	\$1,655.27
				DA OFFICE	\$166.45
				GENERAL FUND	\$399.47
				LAPA	\$16.64
07-1138		\$3,239.07	1/2/2009	LOS ANGELES PD	\$1,081.90
				DA OFFICE	\$323.91
				GENERAL FUND	\$777.38
				LAPA	\$32.39
07-1140		\$2,032.75	1/2/2009	LOS ANGELES PD	\$2,105.39
				DA OFFICE	\$203.28
				GENERAL FUND	\$487.86
				LAPA	\$20.33
07-1141		\$4,320.38	1/2/2009	LOS ANGELES PD	\$1,321.28
				DA OFFICE	\$432.04
				GENERAL FUND	\$1,036.89
				LAPA	\$43.20
07-1150		\$19,921.63	9/9/2009	LOS ANGELES PD	\$2,808.25
				DA OFFICE	\$1,992.16
				GENERAL FUND	\$4,781.19
				LAPA	\$199.22
07-1151		\$8,045.34	1/27/2009	LOS ANGELES PD	\$12,949.06
				DA OFFICE	\$804.54
				GENERAL FUND	\$1,930.88
				LAPA	\$80.45
07-1152		\$468.11	10/26/2009	LOS ANGELES PD	\$5,229.47
				DA OFFICE	\$46.80
				GENERAL FUND	\$112.35
				LAPA	\$4.68
07-1153		\$547.16	1/2/2009	LOS ANGELES PD	\$304.28
				DA OFFICE	\$54.72
				GENERAL FUND	\$131.32
				LAPA	\$5.47
07-1156		\$8,815.83	6/2/2009	LOS ANGELES PD	\$355.65
				DA OFFICE	\$881.59
				GENERAL FUND	\$2,115.80
				LAPA	\$88.16
				LOS ANGELES PD	\$5,730.28



State of California
ASSET FORFEITURE REPORT - 2009

Table 3

Admin Number	Docket Number	Amount Forfeited	Date Disbursed	Recipient	Amount Disbursed
07-1157		\$1,238.34	9/9/2009	DA OFFICE	\$123.84
				GENERAL FUND	\$297.20
				LAPA	\$12.38
				LOS ANGELES PD	\$804.92
07-1160		\$2,552.38	1/2/2009	DA OFFICE	\$255.24
				GENERAL FUND	\$612.57
				LAPA	\$25.52
				LOS ANGELES PD	\$1,659.05
07-1169	BS114742	\$31,519.91	1/27/2009	DA OFFICE	\$3,151.99
				GENERAL FUND	\$7,564.78
				HAWTHORNE PD	\$20,487.94
				LAPA	\$315.20
07-1170		\$9,149.40	9/9/2009	DA OFFICE	\$914.94
				GENERAL FUND	\$2,195.86
				LAPA	\$91.49
				LOS ANGELES PD	\$5,947.11
07-1171		\$883.16	4/14/2009	DA OFFICE	\$88.32
				GENERAL FUND	\$211.96
				LAPA	\$8.83
				WEST COVINA PD	\$574.05
07-1173		\$926.69	2/11/2009	DA OFFICE	\$92.67
				GENERAL FUND	\$222.41
				LAPA	\$9.27
				LOS ANGELES PD	\$602.34
07-1179		\$7,653.05	5/7/2009	DA OFFICE	\$765.31
				GENERAL FUND	\$1,836.73
				LAPA	\$76.53
				LOS ANGELES PD	\$4,974.48
07-1184		\$1,009.95	1/2/2009	DA OFFICE	\$101.00
				GENERAL FUND	\$242.39
				LAPA	\$10.10
				LOS ANGELES PD	\$656.46
07-1189		\$5,246.52	1/2/2009	DA OFFICE	\$524.66
				GENERAL FUND	\$1,259.17
				LAPA	\$52.46
				LOS ANGELES PD	\$3,410.23
07-1193		\$1,192.89	4/14/2009	DA OFFICE	\$119.29



State of California
ASSET FORFEITURE REPORT - 2009

Table 3

Admin Number	Docket Number	Amount Forfeited	Date Disbursed	Recipient	Amount Disbursed
				GENERAL FUND	\$286.29
				LAPA	\$11.93
				LOS ANGELES PD	\$775.38
08-0002		\$77,265.33	8/24/2009		
				BEVERLY HILLS PD	\$50,222.47
				DA OFFICE	\$7,726.53
				GENERAL FUND	\$18,543.68
				LAPA	\$772.65
08-0004		\$6,486.03	4/14/2009		
				DA OFFICE	\$648.61
				GENERAL FUND	\$1,556.65
				GLENDALE PD	\$4,215.91
				LAPA	\$64.86
08-0010		\$1,424.41	2/11/2009		
				DA OFFICE	\$142.44
				GENERAL FUND	\$341.86
				LAPA	\$14.25
				POMONA PD	\$925.86
08-0015	LA057501	\$557.04	8/5/2009		
				DA OFFICE	\$55.71
				GENERAL FUND	\$133.69
				LAPA	\$5.57
				LOS ANGELES PD	\$362.07
08-0020		\$3,786.32	9/9/2009		
				DA OFFICE	\$378.64
				GENERAL FUND	\$908.72
				LAPA	\$37.86
				LOS ANGELES PD	\$2,461.10
08-0023		\$5,237.99	9/9/2009		
				DA OFFICE	\$523.80
				EL MONTE PD	\$3,404.69
				GENERAL FUND	\$1,257.12
				LAPA	\$52.38
08-0028	BA335171	\$541.80	9/22/2009		
				DA OFFICE	\$54.17
				GENERAL FUND	\$130.04
				LAPA	\$5.42
				LOS ANGELES PD	\$352.17
08-0029		\$5,812.12	9/9/2009		
				BURBANK PD	\$3,777.88
				DA OFFICE	\$581.21
				GENERAL FUND	\$1,394.91
				LAPA	\$58.12
08-0032	NA077073	\$10,577.96	4/14/2009		
				DA OFFICE	\$1,057.80
				GENERAL FUND	\$2,538.71
				LAPA	\$105.78



State of California
ASSET FORFEITURE REPORT - 2009

Table 3

Admin Number	Docket Number	Amount Forfeited	Date Disbursed	Recipient	Amount Disbursed
08-0039		\$1,451.57	5/7/2009	LONG BEACH PD	\$6,875.67
				DA OFFICE	\$145.16
				GENERAL FUND	\$348.38
				LAPA	\$14.51
				LOS ANGELES PD	\$943.52
08-0043	YA070517	\$10,135.71	1/2/2009	DA OFFICE	\$1,013.57
				GENERAL FUND	\$2,432.57
				INGLEWOOD PD	\$6,588.21
				LAPA	\$101.36
08-0047		\$1,228.25	4/14/2009	DA OFFICE	\$122.83
				GENERAL FUND	\$294.78
				LAPA	\$12.28
				LOS ANGELES PD	\$798.36
08-0048		\$3,145.00	2/11/2009	DA OFFICE	\$314.50
				GENERAL FUND	\$754.80
				LAPA	\$31.45
				LOS ANGELES PD	\$2,044.25
08-0063		\$1,647.25	4/14/2009	DA OFFICE	\$164.73
				GENERAL FUND	\$395.34
				LAPA	\$16.47
				LOS ANGELES PD	\$1,070.71
08-0065		\$2,266.94	9/22/2009	DA OFFICE	\$226.69
				GENERAL FUND	\$544.07
				LAPA	\$22.67
				LOS ANGELES PD	\$1,473.51
08-0069		\$1,499.34	4/14/2009	DA OFFICE	\$149.94
				GENERAL FUND	\$359.84
				LAPA	\$14.99
				WEST COVINA PD	\$974.57
08-0075		\$13,797.02	3/9/2009	DA OFFICE	\$1,379.71
				GENERAL FUND	\$3,311.28
				LAPA	\$137.96
				MONTEBELLO PD	\$8,968.07
08-0079		\$8,502.23	7/17/2009	DA OFFICE	\$850.22
				GENERAL FUND	\$2,040.53
				LAPA	\$85.03
				LOS ANGELES PD	\$5,526.45



State of California
ASSET FORFEITURE REPORT - 2009

Table 3

Admin Number	Docket Number	Amount Forfeited	Date Disbursed	Recipient	Amount Disbursed
08-0082	BS113858	\$26,253.68	3/9/2009	DA OFFICE	\$2,625.37
				GENERAL FUND	\$6,300.88
				LAPA	\$262.54
				LOS ANGELES CO SO	\$17,064.89
08-0085	BS114081	\$34,822.10	4/2/2009	DA OFFICE	\$3,482.20
				GENERAL FUND	\$8,357.31
				LA IMPACT - GROUP 1	\$22,634.37
				LAPA	\$348.22
08-0086		\$9,363.59	9/9/2009	DA OFFICE	\$936.37
				GENERAL FUND	\$2,247.26
				LAPA	\$93.63
				LOS ANGELES CO SO	\$6,086.33
08-0087		\$10,682.57	4/14/2009	DA OFFICE	\$1,068.26
				GENERAL FUND	\$2,563.82
				LAPA	\$106.82
				LOS ANGELES CO SO	\$6,943.67
08-0089		\$4,443.80	8/5/2009	CHP	\$2,888.47
				DA OFFICE	\$444.38
				GENERAL FUND	\$1,066.51
				LAPA	\$44.44
08-0093		\$1,536.33	4/14/2009	DA OFFICE	\$153.64
				GENERAL FUND	\$368.72
				LAPA	\$15.36
				LOS ANGELES PD	\$998.61
08-0097		\$1,401.47	9/22/2009	DA OFFICE	\$140.16
				GENERAL FUND	\$336.35
				LAPA	\$14.01
				LOS ANGELES PD	\$910.95
08-0099		\$6,048.41	2/11/2009	DA OFFICE	\$604.84
				GENERAL FUND	\$1,451.62
				LAPA	\$60.48
				LOS ANGELES PD	\$3,931.47
08-0103		\$2,385.45	4/14/2009	DA OFFICE	\$238.54
				GENERAL FUND	\$572.51
				LAPA	\$23.86
				LOS ANGELES CO SO	\$1,550.54
08-0104		\$7,382.84	4/14/2009	DA OFFICE	\$738.29



State of California
ASSET FORFEITURE REPORT - 2009

Table 3

Admin Number	Docket Number	Amount Forfeited	Date Disbursed	Recipient	Amount Disbursed
				GENERAL FUND	\$1,771.88
				LAPA	\$73.83
				LOS ANGELES PD	\$4,798.84
08-0105	LA058220	\$2,567.99	8/24/2009		
				DA OFFICE	\$256.80
				GENERAL FUND	\$616.32
				LAPA	\$25.68
				LOS ANGELES PD	\$1,669.19
08-0106		\$1,300.13	4/14/2009		
				DA OFFICE	\$130.02
				GENERAL FUND	\$312.03
				LAPA	\$13.00
				LOS ANGELES PD	\$845.08
08-0107	TA095761	\$3,261.07	9/22/2009		
				DA OFFICE	\$326.11
				GENERAL FUND	\$782.66
				LAPA	\$32.61
				LOS ANGELES PD	\$2,119.69
08-0112		\$20,196.88	4/14/2009		
				DA OFFICE	\$2,019.69
				GENERAL FUND	\$4,847.25
				LAPA	\$201.97
				LOS ANGELES CO SO	\$13,127.97
08-0113	BS113872	\$32,685.28	4/24/2009		
				DA OFFICE	\$3,268.53
				GENERAL FUND	\$7,844.47
				LAPA	\$326.85
				REDONDO BEACH PD	\$21,245.43
08-0118	BS113856	\$32,169.79	11/17/2009		
				DA OFFICE	\$3,216.98
				GENERAL FUND	\$7,720.75
				LAPA	\$321.70
				MONTEBELLO PD	\$20,910.36
08-0119	VA104047	\$1,283.21	11/17/2009		
				DA OFFICE	\$128.33
				GENERAL FUND	\$307.97
				HUNTINGTON PARK PD	\$834.08
				LAPA	\$12.83
08-0121	LA057854	\$1,563.07	3/9/2009		
				CHP	\$1,016.00
				DA OFFICE	\$156.30
				GENERAL FUND	\$375.14
				LAPA	\$15.63
08-0122	BA337198	\$1,607.83	3/9/2009		
				DA OFFICE	\$160.78
				GENERAL FUND	\$385.88
				LAPA	\$16.08



State of California
ASSET FORFEITURE REPORT - 2009

Table 3

Admin Number	Docket Number	Amount Forfeited	Date Disbursed	Recipient	Amount Disbursed
08-0123	LA058348	\$20,132.49	6/2/2009	LOS ANGELES PD	\$1,045.09
				DA OFFICE	\$2,013.25
				GENERAL FUND	\$4,831.80
				LAPA	\$201.32
08-0126		\$1,276.99	2/11/2009	LOS ANGELES PD	\$13,086.12
				DA OFFICE	\$127.70
				GENERAL FUND	\$306.48
				LAPA	\$12.77
08-0127		\$6,821.20	6/2/2009	LOS ANGELES PD	\$830.04
				DA OFFICE	\$682.12
				GENERAL FUND	\$1,637.09
				LAPA	\$68.21
08-0128		\$4,935.81	10/9/2009	LOS ANGELES PD	\$4,433.78
				DA OFFICE	\$493.58
				GENERAL FUND	\$1,184.60
				LAPA	\$49.35
08-0129		\$3,011.11	4/24/2009	LOS ANGELES PD	\$3,208.28
				DA OFFICE	\$301.11
				GENERAL FUND	\$722.67
				LAPA	\$30.11
08-0134		\$2,474.54	5/7/2009	LOS ANGELES PD	\$1,957.22
				DA OFFICE	\$247.46
				GENERAL FUND	\$593.89
				LAPA	\$24.74
08-0139		\$1,324.60	2/11/2009	LOS ANGELES CO SO	\$1,608.45
				DA OFFICE	\$132.46
				GENERAL FUND	\$317.90
				LAPA	\$13.25
08-0141	LA058410	\$1,155.99	3/9/2009	LOS ANGELES CO SO	\$860.99
				DA OFFICE	\$115.60
				GENERAL FUND	\$277.44
				LAPA	\$11.56
08-0142		\$2,215.14	9/22/2009	LOS ANGELES PD	\$751.39
				DA OFFICE	\$221.51
				GENERAL FUND	\$531.64
				LAPA	\$22.15
				LOS ANGELES PD	\$1,439.84



State of California
ASSET FORFEITURE REPORT - 2009

Table 3

Admin Number	Docket Number	Amount Forfeited	Date Disbursed	Recipient	Amount Disbursed
08-0143	PA061075	\$1,438.22	9/9/2009	DA OFFICE	\$143.81
				GENERAL FUND	\$345.18
				LAPA	\$14.38
				LOS ANGELES PD	\$934.85
08-0144	BA337434	\$1,407.54	2/11/2009	DA OFFICE	\$140.76
				GENERAL FUND	\$337.81
				LAPA	\$14.07
				LOS ANGELES PD	\$914.90
08-0149		\$3,186.99	2/11/2009	DA OFFICE	\$318.70
				GENERAL FUND	\$764.88
				LAPA	\$31.87
				LOS ANGELES PD	\$2,071.54
08-0152		\$2,321.96	4/14/2009	DA OFFICE	\$232.20
				GENERAL FUND	\$557.27
				LAPA	\$23.22
				LOS ANGELES PD	\$1,509.27
08-0153		\$2,013.34	2/11/2009	DA OFFICE	\$201.34
				GENERAL FUND	\$483.20
				LAPA	\$20.13
				LOS ANGELES PD	\$1,308.67
08-0155	ka082373	\$1,958.49	3/9/2009	DA OFFICE	\$195.85
				EL MONTE PD	\$1,273.02
				GENERAL FUND	\$470.04
				LAPA	\$19.58
08-0157		\$1,539.49	9/22/2009	DA OFFICE	\$153.95
				GENERAL FUND	\$369.47
				LAPA	\$15.40
				ORANGE CO SO	\$1,000.67
08-0158	BS114149	\$23,092.04	7/21/2009	DA OFFICE	\$2,309.20
				GENERAL FUND	\$5,542.09
				INGLEWOOD PD	\$15,009.83
				LAPA	\$230.92
08-0161		\$4,434.80	4/14/2009	DA OFFICE	\$443.48
				GENERAL FUND	\$1,064.35
				LAPA	\$44.35
				LOS ANGELES CO SO	\$2,882.62
08-0164		\$9,843.43	4/14/2009	DA OFFICE	\$984.35



State of California
ASSET FORFEITURE REPORT - 2009

Table 3

Admin Number	Docket Number	Amount Forfeited	Date Disbursed	Recipient	Amount Disbursed
				GENERAL FUND	\$2,362.42
				LAPA	\$98.43
				LOS ANGELES PD	\$6,398.23
08-0166		\$1,170.75	4/14/2009		
				DA OFFICE	\$117.08
				GENERAL FUND	\$280.98
				LAPA	\$11.71
				LOS ANGELES PD	\$760.98
08-0168		\$2,286.79	2/11/2009		
				DA OFFICE	\$228.68
				GENERAL FUND	\$548.83
				LAPA	\$22.87
				LOS ANGELES PD	\$1,486.41
08-0169		\$3,614.63	9/22/2009		
				DA OFFICE	\$361.46
				GENERAL FUND	\$867.51
				LAPA	\$36.15
				WHITTIER PD	\$2,349.51
08-0172	SA067223	\$1,903.04	4/2/2009		
				DA OFFICE	\$190.31
				GENERAL FUND	\$456.73
				LAPA	\$19.03
				LOS ANGELES PD	\$1,236.97
08-0173	PA061163	\$8,345.35	2/11/2009		
				DA OFFICE	\$834.53
				GENERAL FUND	\$2,002.89
				LAPA	\$83.45
				LOS ANGELES PD	\$5,424.48
08-0175		\$994.21	6/2/2009		
				DA OFFICE	\$99.42
				GENERAL FUND	\$238.61
				LAPA	\$9.94
				LOS ANGELES PD	\$646.24
08-0176	NA077773	\$2,378.44	9/9/2009		
				DA OFFICE	\$237.84
				GENERAL FUND	\$570.83
				LAPA	\$23.78
				LOS ANGELES PD	\$1,545.99
08-0178		\$4,086.48	4/14/2009		
				DA OFFICE	\$408.65
				GENERAL FUND	\$980.76
				LAPA	\$40.86
				LOS ANGELES CO SO	\$2,656.21
08-0179	SA064315	\$13,360.79	2/11/2009		
				CULVER CITY PD	\$8,684.51
				DA OFFICE	\$1,336.08
				GENERAL FUND	\$3,206.59



State of California
ASSET FORFEITURE REPORT - 2009

Table 3

Admin Number	Docket Number	Amount Forfeited	Date Disbursed	Recipient	Amount Disbursed
08-0183		\$5,132.57	9/22/2009	LAPA	\$133.61
				DA OFFICE	\$513.26
				GENERAL FUND	\$1,231.82
				LAPA	\$51.32
				LOS ANGELES PD	\$3,336.17
08-0184		\$1,188.74	4/14/2009		
				DA OFFICE	\$118.88
				GENERAL FUND	\$285.30
				LAPA	\$11.89
				LOS ANGELES PD	\$772.67
08-0187		\$3,328.32	6/2/2009		
				DA OFFICE	\$332.84
				GENERAL FUND	\$798.80
				LAPA	\$33.28
				LOS ANGELES CO SO	\$2,163.40
08-0189		\$9,353.78	2/11/2009		
				DA OFFICE	\$935.38
				GENERAL FUND	\$2,244.91
				LAPA	\$93.54
				LOS ANGELES PD	\$6,079.95
08-0190	SA060892	\$7,197.13	3/9/2009		
				DA OFFICE	\$719.72
				GENERAL FUND	\$1,727.31
				LAPA	\$71.97
				LOS ANGELES CO SO	\$4,678.13
08-0191		\$4,399.68	11/17/2009		
				DA OFFICE	\$439.97
				GENERAL FUND	\$1,055.93
				LAPA	\$43.99
				LOS ANGELES PD	\$2,859.79
08-0192	BS114515	\$102,397.59	2/11/2009		
				DA OFFICE	\$10,239.77
				GENERAL FUND	\$24,575.42
				LAPA	\$1,023.97
				LOS ANGELES PD	\$66,558.43
08-0193		\$855.78	2/11/2009		
				DA OFFICE	\$85.58
				GENERAL FUND	\$205.39
				HUNTINGTON PARK PD	\$556.25
				LAPA	\$8.56
08-0194		\$1,300.43	11/17/2009		
				DA OFFICE	\$130.04
				GENERAL FUND	\$312.11
				LAPA	\$13.00
				SANTA MONICA PD	\$845.28



State of California
ASSET FORFEITURE REPORT - 2009

Table 3

Admin Number	Docket Number	Amount Forfeited	Date Disbursed	Recipient	Amount Disbursed
08-0195		\$6,292.41	9/9/2009	DA OFFICE	\$629.24
				GENERAL FUND	\$1,510.17
				LAPA	\$62.93
				SEAL BEACH PD	\$4,090.07
08-0196	TA096859	\$4,464.18	1/27/2009	DA OFFICE	\$446.42
				GENERAL FUND	\$1,071.41
				LAPA	\$44.64
				LOS ANGELES CO SO	\$2,901.71
08-0197		\$1,366.82	4/14/2009	DA OFFICE	\$136.68
				GENERAL FUND	\$328.04
				LAPA	\$13.67
				LOS ANGELES PD	\$888.43
08-0199	PA050380	\$2,337.79	1/2/2009	DA OFFICE	\$233.78
				GENERAL FUND	\$561.07
				LAPA	\$23.38
				LOS ANGELES PD	\$1,519.56
08-0200		\$2,358.24	2/11/2009	DA OFFICE	\$235.83
				GENERAL FUND	\$565.98
				LAPA	\$23.58
				LOS ANGELES PD	\$1,532.85
08-0201		\$12,791.75	4/14/2009	DA OFFICE	\$1,279.18
				GENERAL FUND	\$3,070.02
				LAPA	\$127.92
				LOS ANGELES PD	\$8,314.63
08-0202		\$1,422.30	1/27/2009	DA OFFICE	\$142.23
				GENERAL FUND	\$341.35
				LAPA	\$14.22
				LOS ANGELES PD	\$924.50
08-0203		\$2,063.52	1/27/2009	DA OFFICE	\$206.35
				GENERAL FUND	\$495.25
				LAPA	\$20.63
				LOS ANGELES PD	\$1,341.29
08-0204		\$3,292.69	12/24/2009	DA OFFICE	\$329.27
				GENERAL FUND	\$790.25
				LAPA	\$32.92
				LOS ANGELES PD	\$2,140.25
08-0205		\$1,573.22	1/27/2009	DA OFFICE	\$157.32



State of California
ASSET FORFEITURE REPORT - 2009

Table 3

Admin Number	Docket Number	Amount Forfeited	Date Disbursed	Recipient	Amount Disbursed
				GENERAL FUND	\$377.57
				LAPA	\$15.74
				LOS ANGELES PD	\$1,022.59
08-0206	BA339183	\$1,217.45	2/11/2009		
				DA OFFICE	\$121.75
				GENERAL FUND	\$292.19
				LAPA	\$12.17
				LOS ANGELES PD	\$791.34
08-0207		\$1,770.14	4/24/2009		
				DA OFFICE	\$177.02
				GENERAL FUND	\$424.83
				LAPA	\$17.70
				LOS ANGELES PD	\$1,150.59
08-0208		\$1,313.14	2/11/2009		
				DA OFFICE	\$131.32
				GENERAL FUND	\$315.15
				LAPA	\$13.13
				LOS ANGELES PD	\$853.54
08-0213	BS114643	\$51,822.95	1/27/2009		
				DA OFFICE	\$5,182.29
				GENERAL FUND	\$12,437.51
				LA IMPACT - GROUP 1	\$33,684.92
				LAPA	\$518.23
08-0214	TA096631	\$632.99	8/5/2009		
				DA OFFICE	\$63.30
				GENERAL FUND	\$151.92
				LAPA	\$6.33
				LOS ANGELES CO SO	\$411.44
08-0215		\$4,360.62	6/2/2009		
				DA OFFICE	\$436.06
				GENERAL FUND	\$1,046.55
				LA IMPACT - GROUP 1	\$2,834.40
				LAPA	\$43.61
08-0216		\$1,196.16	10/9/2009		
				DA OFFICE	\$119.62
				GENERAL FUND	\$287.08
				LAPA	\$11.96
				LOS ANGELES PD	\$777.50
08-0217		\$6,270.43	6/2/2009		
				DA OFFICE	\$627.05
				GENERAL FUND	\$1,504.90
				LAPA	\$62.70
				LOS ANGELES PD	\$4,075.78
08-0218		\$1,932.79	5/7/2009		
				CHP	\$1,256.31
				DA OFFICE	\$193.28
				GENERAL FUND	\$463.87



State of California
ASSET FORFEITURE REPORT - 2009

Table 3

Admin Number	Docket Number	Amount Forfeited	Date Disbursed	Recipient	Amount Disbursed
08-0219		\$1,635.40	6/2/2009	LAPA	\$19.33
				DA OFFICE	\$163.54
				GENERAL FUND	\$392.50
				LAPA	\$16.35
				LOS ANGELES PD	\$1,063.01
08-0220		\$1,727.30	9/9/2009	DA OFFICE	\$172.73
				GENERAL FUND	\$414.55
				LAPA	\$17.28
				LOS ANGELES PD	\$1,122.74
08-0221		\$16,830.91	9/22/2009	DA OFFICE	\$1,683.09
				GENERAL FUND	\$4,039.42
				LAPA	\$168.31
				TORRANCE PD	\$10,940.09
08-0222	BS114959	\$78,175.31	1/27/2009	DA OFFICE	\$7,817.54
				GENERAL FUND	\$18,762.07
				LAPA	\$781.75
				SAN BERNARDINO CO SO	\$50,813.95
08-0223		\$8,115.40	4/14/2009	DA OFFICE	\$811.54
				GENERAL FUND	\$1,947.70
				LAPA	\$81.15
				LOS ANGELES CO SO	\$5,275.01
08-0224		\$4,097.42	6/2/2009	DA OFFICE	\$409.75
				GENERAL FUND	\$983.38
				LAPA	\$40.97
				LOS ANGELES CO SO	\$2,663.32
08-0227	ta097039	\$5,863.76	1/2/2009	DA OFFICE	\$586.38
				GARDENA PD	\$3,811.44
				GENERAL FUND	\$1,407.30
				LAPA	\$58.64
08-0229		\$4,693.68	4/14/2009	DA OFFICE	\$469.37
				GENERAL FUND	\$1,126.48
				LAPA	\$46.94
				LOS ANGELES PD	\$3,050.89
08-0230	PA061427	\$603.28	6/2/2009	DA OFFICE	\$60.33
				GENERAL FUND	\$144.79
				LAPA	\$6.03
				LOS ANGELES PD	\$392.13



State of California
ASSET FORFEITURE REPORT - 2009

Table 3

Admin Number	Docket Number	Amount Forfeited	Date Disbursed	Recipient	Amount Disbursed
08-0231		\$1,040.03	9/9/2009	DA OFFICE	\$104.00
				GENERAL FUND	\$249.61
				LAPA	\$10.40
				LOS ANGELES PD	\$676.02
08-0233	BS114960	\$28,286.70	4/2/2009	CA DOJ-BNE ORANGE	\$18,386.35
				DA OFFICE	\$2,828.67
				GENERAL FUND	\$6,788.81
				LAPA	\$282.87
08-0235	BS114962	\$55,897.31	6/2/2009	DA OFFICE	\$5,589.73
				GENERAL FUND	\$13,415.35
				LAPA	\$558.98
				LOS ANGELES PD	\$36,333.25
08-0236	BS114961	\$34,904.13	4/2/2009	DA OFFICE	\$3,490.41
				GENERAL FUND	\$8,376.99
				HAWTHORNE PD	\$22,687.69
				LAPA	\$349.04
08-0238	NA078153	\$2,754.45	3/9/2009	DA OFFICE	\$275.45
				GENERAL FUND	\$661.07
				LAPA	\$27.54
				LOS ANGELES CO SO	\$1,790.39
08-0242		\$3,859.67	4/14/2009	CULVER CITY PD	\$2,508.78
				DA OFFICE	\$385.97
				GENERAL FUND	\$926.32
				LAPA	\$38.60
08-0243		\$2,614.02	1/27/2009	CHP	\$1,699.11
				DA OFFICE	\$261.40
				GENERAL FUND	\$627.37
				LAPA	\$26.14
08-0245	SA067653	\$4,655.54	4/14/2009	DA OFFICE	\$465.56
				GENERAL FUND	\$1,117.33
				LAPA	\$46.55
				LOS ANGELES PD	\$3,026.10
08-0246		\$3,224.06	12/2/2009	DA OFFICE	\$322.41
				GENERAL FUND	\$773.77
				LAPA	\$32.24
				LOS ANGELES PD	\$2,095.64
08-0249		\$4,033.03	6/11/2009	DA OFFICE	\$403.31



State of California
ASSET FORFEITURE REPORT - 2009

Table 3

Admin Number	Docket Number	Amount Forfeited	Date Disbursed	Recipient	Amount Disbursed
				GENERAL FUND	\$967.93
				LAPA	\$40.33
				LOS ANGELES PD	\$2,621.46
08-0250	BA340535	\$1,934.38	3/9/2009		
				DA OFFICE	\$193.44
				GENERAL FUND	\$464.25
				LAPA	\$19.34
				LOS ANGELES PD	\$1,257.35
08-0253		\$18,756.64	4/14/2009		
				BUENA PARK PD	\$12,191.81
				DA OFFICE	\$1,875.67
				GENERAL FUND	\$4,501.60
				LAPA	\$187.56
08-0254	na077237	\$1,056.65	11/17/2009		
				DA OFFICE	\$105.66
				GENERAL FUND	\$253.60
				LAPA	\$10.56
				LONG BEACH PD	\$686.83
08-0255		\$9,013.09	6/2/2009		
				DA OFFICE	\$901.31
				GENERAL FUND	\$2,163.14
				LAPA	\$90.13
				LONG BEACH PD	\$5,858.51
08-0256	PA061195	\$8,732.51	10/9/2009		
				DA OFFICE	\$873.26
				GENERAL FUND	\$2,095.80
				LAPA	\$87.32
				LOS ANGELES PD	\$5,676.13
08-0260		\$2,482.31	6/2/2009		
				DA OFFICE	\$248.23
				GENERAL FUND	\$595.76
				LAPA	\$24.82
				LOS ANGELES PD	\$1,613.50
08-0261		\$1,301.34	6/2/2009		
				DA OFFICE	\$130.14
				GENERAL FUND	\$312.32
				LAPA	\$13.01
				LOS ANGELES PD	\$845.87
08-0262		\$5,644.40	4/14/2009		
				DA OFFICE	\$564.44
				GENERAL FUND	\$1,354.66
				LAPA	\$56.44
				LOS ANGELES PD	\$3,668.86
08-0263		\$2,420.25	2/11/2009		
				DA OFFICE	\$242.03
				GENERAL FUND	\$580.86
				LAPA	\$24.20



State of California
ASSET FORFEITURE REPORT - 2009

Table 3

Admin Number	Docket Number	Amount Forfeited	Date Disbursed	Recipient	Amount Disbursed
08-0264		\$1,010.17	2/11/2009	LOS ANGELES PD	\$1,573.16
				DA OFFICE	\$101.02
				GENERAL FUND	\$242.44
				LAPA	\$10.10
08-0266		\$3,920.15	2/11/2009	LOS ANGELES PD	\$656.61
				DA OFFICE	\$392.02
				GENERAL FUND	\$940.84
				LAPA	\$39.20
08-0267		\$3,491.16	1/2/2009	LOS ANGELES PD	\$2,548.09
				DA OFFICE	\$349.12
				GENERAL FUND	\$837.88
				LAPA	\$34.91
08-0268		\$5,791.66	3/9/2009	LONG BEACH PD	\$2,269.25
				DA OFFICE	\$579.17
				GENERAL FUND	\$1,390.00
				LAPA	\$57.92
08-0269		\$5,849.28	6/2/2009	LONG BEACH PD	\$3,764.57
				DA OFFICE	\$584.93
				GENERAL FUND	\$1,403.83
				LAPA	\$58.49
08-0270		\$1,634.76	5/7/2009	LOS ANGELES CO SO	\$3,802.03
				DA OFFICE	\$163.48
				GENERAL FUND	\$392.34
				LAPA	\$16.35
08-0271	PA061290	\$9,655.14	4/24/2009	LONG BEACH PD	\$1,062.59
				DA OFFICE	\$965.52
				GENERAL FUND	\$2,317.23
				LAPA	\$96.55
08-0273		\$12,217.79	5/7/2009	LOS ANGELES PD	\$6,275.84
				DA OFFICE	\$1,221.78
				GENERAL FUND	\$2,932.27
				LAPA	\$122.18
08-0275	VA105728	\$787.28	4/14/2009	LOS ANGELES CO SO	\$7,941.56
				CHP	\$511.73
				DA OFFICE	\$78.73
				GENERAL FUND	\$188.95
				LAPA	\$7.87



State of California
ASSET FORFEITURE REPORT - 2009

Table 3

Admin Number	Docket Number	Amount Forfeited	Date Disbursed	Recipient	Amount Disbursed
08-0276		\$12,488.34	5/7/2009	DA OFFICE	\$1,248.84
				GENERAL FUND	\$2,997.20
				LAPA	\$124.88
				LOS ANGELES CO SO	\$8,117.42
08-0277		\$2,717.57	3/9/2009	DA OFFICE	\$271.76
				GENERAL FUND	\$652.22
				LAPA	\$27.17
				LONG BEACH PD	\$1,766.42
08-0278		\$1,297.49	4/14/2009	DA OFFICE	\$129.75
				GENERAL FUND	\$311.40
				LAPA	\$12.97
				LOS ANGELES PD	\$843.37
08-0282		\$3,872.67	5/7/2009	DA OFFICE	\$387.27
				GENERAL FUND	\$929.44
				LAPA	\$38.73
				LOS ANGELES PD	\$2,517.23
08-0283		\$4,353.88	5/7/2009	DA OFFICE	\$435.39
				GENERAL FUND	\$1,044.93
				LAPA	\$43.54
				LOS ANGELES PD	\$2,830.02
08-0284		\$4,779.80	11/17/2009	DA OFFICE	\$477.98
				GENERAL FUND	\$1,147.15
				GLENDALE PD	\$3,106.87
				LAPA	\$47.80
08-0287		\$4,543.50	9/22/2009	DA OFFICE	\$454.34
				GENERAL FUND	\$1,090.45
				GLENDALE PD	\$2,953.28
				LAPA	\$45.43
08-0289		\$1,653.15	9/22/2009	DA OFFICE	\$165.32
				GENERAL FUND	\$396.76
				LAPA	\$16.53
				LOS ANGELES PD	\$1,074.54
08-0290		\$1,057.24	12/24/2009	DA OFFICE	\$105.72
				GENERAL FUND	\$253.74
				LAPA	\$10.57
				LOS ANGELES PD	\$687.21
08-0291		\$3,533.83	2/11/2009	DA OFFICE	\$353.39



State of California
ASSET FORFEITURE REPORT - 2009

Table 3

Admin Number	Docket Number	Amount Forfeited	Date Disbursed	Recipient	Amount Disbursed
				GENERAL FUND	\$848.12
				LAPA	\$35.34
				LOS ANGELES PD	\$2,296.98
08-0292		\$5,134.74	5/7/2009		
				DA OFFICE	\$513.48
				GENERAL FUND	\$1,232.34
				LAPA	\$51.35
				LOS ANGELES CO SO	\$3,337.57
08-0293	NA078095	\$5,577.82	9/22/2009		
				DA OFFICE	\$557.78
				GENERAL FUND	\$1,338.68
				LAPA	\$55.78
				LONG BEACH PD	\$3,625.58
08-0294	PA058590	\$1,817.62	6/2/2009		
				CHP	\$1,181.45
				DA OFFICE	\$181.76
				GENERAL FUND	\$436.23
				LAPA	\$18.18
08-0295		\$1,332.37	9/22/2009		
				DA OFFICE	\$133.24
				GENERAL FUND	\$319.77
				LAPA	\$13.32
				LOS ANGELES PD	\$866.04
08-0296	LA058965	\$4,406.71	6/2/2009		
				DA OFFICE	\$440.67
				GENERAL FUND	\$1,057.61
				LAPA	\$44.07
				LOS ANGELES PD	\$2,864.36
08-0297		\$1,963.48	5/7/2009		
				DA OFFICE	\$196.35
				GENERAL FUND	\$471.24
				LAPA	\$19.63
				LOS ANGELES PD	\$1,276.26
08-0298		\$1,980.40	5/7/2009		
				DA OFFICE	\$198.04
				GENERAL FUND	\$475.30
				LAPA	\$19.80
				LOS ANGELES PD	\$1,287.26
08-0300		\$2,817.08	5/7/2009		
				BEVERLY HILLS PD	\$1,831.10
				DA OFFICE	\$281.71
				GENERAL FUND	\$676.10
				LAPA	\$28.17
08-0302		\$2,736.88	2/11/2009		
				DA OFFICE	\$273.69
				GENERAL FUND	\$656.85
				LAPA	\$27.37



State of California
ASSET FORFEITURE REPORT - 2009

Table 3

Admin Number	Docket Number	Amount Forfeited	Date Disbursed	Recipient	Amount Disbursed
08-0304		\$2,567.42	9/22/2009	LOS ANGELES CO SO	\$1,778.97
				DA OFFICE	\$256.75
				GENERAL FUND	\$616.18
				LAPA	\$25.67
				LOS ANGELES PD	\$1,668.82
08-0305		\$1,012.02	5/7/2009	DA OFFICE	\$101.20
				GENERAL FUND	\$242.89
				LAPA	\$10.12
				LOS ANGELES PD	\$657.81
08-0306		\$3,095.87	6/2/2009	DA OFFICE	\$309.59
				GENERAL FUND	\$743.01
				LAPA	\$30.96
				LONG BEACH PD	\$2,012.31
08-0309		\$6,572.38	2/11/2009	DA OFFICE	\$657.24
				GENERAL FUND	\$1,577.37
				LAPA	\$65.72
				LOS ANGELES CO SO	\$4,272.05
08-0311		\$13,390.40	4/14/2009	DA OFFICE	\$1,339.04
				GENERAL FUND	\$3,213.70
				GLENDALE PD	\$8,703.76
				LAPA	\$133.90
08-0313	BS115411	\$3,609.52	2/11/2009	DA OFFICE	\$360.94
				GENERAL FUND	\$866.29
				LAPA	\$36.10
				LOS ANGELES PD	\$2,346.19
08-0314		\$2,987.75	4/14/2009	DA OFFICE	\$298.78
				GENERAL FUND	\$717.06
				LAPA	\$29.88
				LOS ANGELES PD	\$1,942.03
08-0315	115454	\$37,152.87	9/9/2009	DA OFFICE	\$3,715.28
				GENERAL FUND	\$8,916.69
				LAPA	\$371.53
				LOS ANGELES PD	\$24,149.37
08-0316		\$10,346.75	6/2/2009	DA OFFICE	\$1,034.68
				GENERAL FUND	\$2,483.22
				LAPA	\$103.47
				WHITTIER PD	\$6,725.38



State of California
ASSET FORFEITURE REPORT - 2009

Table 3

Admin Number	Docket Number	Amount Forfeited	Date Disbursed	Recipient	Amount Disbursed
08-0318		\$1,997.52	6/2/2009	BURBANK PD	\$1,298.39
				DA OFFICE	\$199.75
				GENERAL FUND	\$479.41
				LAPA	\$19.97
08-0319		\$1,534.12	9/22/2009	DA OFFICE	\$153.42
				GENERAL FUND	\$368.19
				LAPA	\$15.34
				LOS ANGELES PD	\$997.17
08-0320		\$6,123.05	8/24/2009	DA OFFICE	\$612.30
				GENERAL FUND	\$1,469.53
				LAPA	\$61.23
				LOS ANGELES PD	\$3,979.99
08-0321		\$1,394.46	2/11/2009	DA OFFICE	\$139.45
				GENERAL FUND	\$334.67
				LAPA	\$13.94
				LOS ANGELES PD	\$906.40
08-0322		\$1,859.14	6/2/2009	DA OFFICE	\$185.92
				GENERAL FUND	\$446.19
				LAPA	\$18.59
				LOS ANGELES PD	\$1,208.44
08-0323		\$1,877.17	6/2/2009	DA OFFICE	\$187.72
				GENERAL FUND	\$450.52
				LAPA	\$18.77
				LOS ANGELES PD	\$1,220.16
08-0324	TA097929	\$5,425.03	4/24/2009	DA OFFICE	\$542.51
				GENERAL FUND	\$1,302.01
				LAPA	\$54.25
				LOS ANGELES CO SO	\$3,526.26
08-0325		\$9,635.96	4/14/2009	DA OFFICE	\$963.60
				GENERAL FUND	\$2,312.63
				LAPA	\$96.36
				LOS ANGELES PD	\$6,263.37
08-0326		\$2,529.90	8/24/2009	DA OFFICE	\$252.99
				GENERAL FUND	\$607.18
				GLENDALE PD	\$1,644.43
				LAPA	\$25.30
08-0327		\$14,362.61	9/22/2009	DA OFFICE	\$1,436.27



State of California
ASSET FORFEITURE REPORT - 2009

Table 3

Admin Number	Docket Number	Amount Forfeited	Date Disbursed	Recipient	Amount Disbursed
				GENERAL FUND	\$3,447.03
				LAPA	\$143.62
				LOS ANGELES PD	\$9,335.69
08-0329		\$10,939.97	2/11/2009		
				DA OFFICE	\$1,094.00
				GENERAL FUND	\$2,625.59
				LAPA	\$109.40
				LONG BEACH PD	\$7,110.98
08-0330	LA059124	\$5,032.86	12/2/2009		
				DA OFFICE	\$503.29
				GENERAL FUND	\$1,207.89
				GLENDALE PD	\$3,271.36
				LAPA	\$50.32
08-0331		\$839.17	2/11/2009		
				DA OFFICE	\$83.92
				GENERAL FUND	\$201.40
				LAPA	\$8.39
				LOS ANGELES PD	\$545.46
08-0332		\$2,914.34	4/14/2009		
				DA OFFICE	\$291.44
				GENERAL FUND	\$699.44
				LAPA	\$29.14
				LOS ANGELES PD	\$1,894.32
08-0334		\$1,156.57	2/11/2009		
				DA OFFICE	\$115.66
				GENERAL FUND	\$277.58
				LAPA	\$11.56
				LOS ANGELES PD	\$751.77
08-0337	LA059273	\$4,072.65	12/24/2009		
				BURBANK AIRPORT POLICE	\$2,647.22
				DA OFFICE	\$407.27
				GENERAL FUND	\$977.44
				LAPA	\$40.72
08-0338		\$4,862.84	2/11/2009		
				DA OFFICE	\$486.29
				GENERAL FUND	\$1,167.08
				HUNTINGTON PARK PD	\$3,160.84
				LAPA	\$48.63
08-0339		\$4,593.32	8/24/2009		
				DA OFFICE	\$459.33
				GENERAL FUND	\$1,102.40
				LAPA	\$45.93
				SANTA MONICA PD	\$2,985.66
08-0340		\$448.66	9/22/2009		
				DA OFFICE	\$44.87
				GENERAL FUND	\$107.68
				LAPA	\$4.48



State of California
ASSET FORFEITURE REPORT - 2009

Table 3

Admin Number	Docket Number	Amount Forfeited	Date Disbursed	Recipient	Amount Disbursed
08-0342		\$1,042.02	4/14/2009	UC LOS ANGELES PD	\$291.63
				CULVER CITY PD	\$677.31
				DA OFFICE	\$104.20
				GENERAL FUND	\$250.09
				LAPA	\$10.42
08-0343	BS115620	\$379,514.94	1/2/2009	DA OFFICE	\$39,226.36
				GENERAL FUND	\$94,143.24
				LAPA	\$3,922.64
				LOS ANGELES PD	\$242,222.70
08-0344	BA342006	\$2,698.82	1/2/2009	DA OFFICE	\$269.88
				GENERAL FUND	\$647.72
				LAPA	\$26.99
				LOS ANGELES PD	\$1,754.23
08-0345	ba340205	\$2,011.19	3/9/2009	DA OFFICE	\$201.12
				GENERAL FUND	\$482.69
				LAPA	\$20.11
				LOS ANGELES PD	\$1,307.27
08-0346	PA062215	\$5,301.77	9/9/2009	DA OFFICE	\$530.18
				GENERAL FUND	\$1,272.43
				LAPA	\$53.01
				LOS ANGELES PD	\$3,446.15
08-0348		\$7,845.67	1/2/2009	DA OFFICE	\$784.57
				GENERAL FUND	\$1,882.96
				LAPA	\$78.46
				WHITTIER PD	\$5,099.68
08-0349	GA073446	\$630.45	1/2/2009	DA OFFICE	\$63.05
				GENERAL FUND	\$151.31
				LAPA	\$6.30
				PASADENA PD	\$409.79
08-0350	BS115765	\$49,481.56	11/17/2009	DA OFFICE	\$4,948.16
				GENERAL FUND	\$11,875.57
				LAPA	\$494.82
				LOS ANGELES PD	\$32,163.01
08-0352	BA321581	\$2,382.70	4/2/2009	DA OFFICE	\$238.27
				GENERAL FUND	\$571.85
				LAPA	\$23.83
				LOS ANGELES CO SO	\$1,548.75



State of California
ASSET FORFEITURE REPORT - 2009

Table 3

Admin Number	Docket Number	Amount Forfeited	Date Disbursed	Recipient	Amount Disbursed
08-0354		\$1,293.83	8/24/2009	CA DOJ-BNE ORANGE	\$840.99
				DA OFFICE	\$129.38
				GENERAL FUND	\$310.52
				LAPA	\$12.94
08-0355		\$22,530.76	8/24/2009	DA OFFICE	\$2,253.08
				GENERAL FUND	\$5,407.38
				LAPA	\$225.31
				LOS ANGELES CO SO	\$14,644.99
08-0356		\$12,994.52	6/2/2009	DA OFFICE	\$1,299.45
				GENERAL FUND	\$3,118.69
				LAPA	\$129.94
				TORRANCE PD	\$8,446.44
08-0357		\$21,705.09	4/2/2009	DA OFFICE	\$2,170.51
				GENERAL FUND	\$5,209.22
				LAPA	\$217.05
				WHITTIER PD	\$14,108.31
08-0358		\$1,196.68	6/2/2009	DA OFFICE	\$119.67
				GENERAL FUND	\$287.21
				LAPA	\$11.96
				LOS ANGELES PD	\$777.84
08-0359		\$1,639.05	2/11/2009	DA OFFICE	\$163.91
				GENERAL FUND	\$393.37
				LAPA	\$16.39
				LOS ANGELES PD	\$1,065.38
08-0360	BA343398	\$1,067.81	1/2/2009	DA OFFICE	\$106.79
				GENERAL FUND	\$256.27
				LAPA	\$10.68
				LOS ANGELES PD	\$694.07
08-0362		\$4,363.45	1/27/2009	DA OFFICE	\$436.35
				GENERAL FUND	\$1,047.23
				LAPA	\$43.63
				LOS ANGELES PD	\$2,836.24
08-0363		\$2,808.75	6/2/2009	DA OFFICE	\$280.88
				GENERAL FUND	\$674.10
				LAPA	\$28.09
				LOS ANGELES PD	\$1,825.68
08-0367		\$3,719.18	8/24/2009	DA OFFICE	\$371.92



State of California
ASSET FORFEITURE REPORT - 2009

Table 3

Admin Number	Docket Number	Amount Forfeited	Date Disbursed	Recipient	Amount Disbursed
				GENERAL FUND	\$892.60
				LAPA	\$37.19
				LOS ANGELES PD	\$2,417.47
08-0368		\$2,294.37	9/22/2009		
				DA OFFICE	\$229.44
				GENERAL FUND	\$550.65
				LAPA	\$22.94
				LOS ANGELES PD	\$1,491.34
08-0369		\$1,977.91	3/11/2009		
				CHP	\$1,285.64
				DA OFFICE	\$197.79
				GENERAL FUND	\$474.70
				LAPA	\$19.78
08-0370		\$1,410.28	12/2/2009		
				DA OFFICE	\$141.03
				GENERAL FUND	\$338.47
				LAPA	\$14.10
				LONG BEACH PD	\$916.68
08-0371	NA078848	\$1,288.80	2/11/2009		
				DA OFFICE	\$128.88
				GENERAL FUND	\$309.31
				LAPA	\$12.89
				LONG BEACH PD	\$837.72
08-0372		\$1,343.44	12/24/2009		
				DA OFFICE	\$134.34
				GENERAL FUND	\$322.43
				LAPA	\$13.43
				LONG BEACH PD	\$873.24
08-0373	PA058881	\$1,460.55	12/24/2009		
				DA OFFICE	\$146.06
				GENERAL FUND	\$350.53
				LAPA	\$14.60
				LOS ANGELES PD	\$949.36
08-0376		\$4,912.70	1/2/2009		
				DA OFFICE	\$491.27
				GENERAL FUND	\$1,179.05
				LAPA	\$49.13
				LOS ANGELES PD	\$3,193.25
08-0377		\$10,399.99	1/2/2009		
				DA OFFICE	\$1,039.99
				GENERAL FUND	\$2,496.00
				LAPA	\$104.00
				LOS ANGELES PD	\$6,760.00
08-0379	SA068112	\$15,148.50	2/11/2009		
				DA OFFICE	\$1,514.85
				GENERAL FUND	\$3,635.64
				LAPA	\$151.48



State of California
ASSET FORFEITURE REPORT - 2009

Table 3

Admin Number	Docket Number	Amount Forfeited	Date Disbursed	Recipient	Amount Disbursed
08-0381	BS118779	\$32,485.27	4/2/2009	LOS ANGELES PD	\$9,846.53
				DA OFFICE	\$3,248.53
				GENERAL FUND	\$7,796.46
				I.R.N.E.T.	\$21,115.43
				LAPA	\$324.85
08-0382	BS115764	\$30,367.22	6/2/2009	DA OFFICE	\$3,036.73
				GENERAL FUND	\$7,288.13
				LAPA	\$303.67
				LONG BEACH PD	\$19,738.69
08-0383		\$4,510.83	9/22/2009	DA OFFICE	\$451.08
				GENERAL FUND	\$1,082.60
				GLENDALE PD	\$2,932.04
				LAPA	\$45.11
08-0384	YA070587	\$756.70	11/17/2009	DA OFFICE	\$75.66
				GENERAL FUND	\$181.61
				LA IMPACT - GROUP 1	\$491.86
				LAPA	\$7.57
08-0386		\$1,922.93	12/2/2009	DA OFFICE	\$192.30
				GENERAL FUND	\$461.50
				LAPA	\$19.23
				LOS ANGELES PD	\$1,249.90
08-0387		\$4,661.62	12/2/2009	DA OFFICE	\$466.16
				GENERAL FUND	\$1,118.78
				LAPA	\$46.62
				LOS ANGELES PD	\$3,030.06
08-0388		\$3,353.61	9/22/2009	DA OFFICE	\$335.36
				GENERAL FUND	\$804.87
				LAPA	\$33.53
				LOS ANGELES CO SO	\$2,179.85
08-0389	BS115763	\$26,312.39	4/2/2009	DA OFFICE	\$2,631.25
				GENERAL FUND	\$6,314.97
				GLENDALE PD	\$17,103.05
				LAPA	\$263.12
08-0391		\$2,311.67	4/14/2009	DA OFFICE	\$231.17
				GENERAL FUND	\$554.80
				LAPA	\$23.12
				LOS ANGELES PD	\$1,502.58



State of California
ASSET FORFEITURE REPORT - 2009

Table 3

Admin Number	Docket Number	Amount Forfeited	Date Disbursed	Recipient	Amount Disbursed
08-0392		\$1,620.95	8/24/2009	DA OFFICE	\$162.10
				GENERAL FUND	\$389.03
				LAPA	\$16.21
				LOS ANGELES PD	\$1,053.61
08-0393		\$23,467.62	2/11/2009	DA OFFICE	\$2,346.76
				GENERAL FUND	\$5,632.23
				LAPA	\$234.68
				LOS ANGELES PD	\$15,253.95
08-0394	BA342281	\$1,496.34	1/27/2009	DA OFFICE	\$149.64
				GENERAL FUND	\$359.12
				LAPA	\$14.96
				LOS ANGELES PD	\$972.62
08-0397		\$2,008.29	6/2/2009	DA OFFICE	\$200.83
				GENERAL FUND	\$481.99
				LAPA	\$20.08
				LOS ANGELES PD	\$1,305.39
08-0398		\$8,124.57	2/11/2009	BELL PD	\$5,280.97
				DA OFFICE	\$812.46
				GENERAL FUND	\$1,949.90
				LAPA	\$81.24
08-0399		\$3,725.50	9/9/2009	DA OFFICE	\$372.55
				GENERAL FUND	\$894.12
				LAPA	\$37.25
				LOS ANGELES CO SO	\$2,421.58
08-0403		\$8,509.09	8/24/2009	DA OFFICE	\$850.91
				GENERAL FUND	\$2,042.18
				LAPA	\$85.09
				LONG BEACH PD	\$5,530.91
08-0404		\$3,239.00	8/24/2009	DA OFFICE	\$323.90
				GENERAL FUND	\$777.36
				INGLEWOOD PD	\$2,105.35
				LAPA	\$32.39
08-0405		\$3,039.86	9/22/2009	DA OFFICE	\$303.99
				GENERAL FUND	\$729.57
				LAPA	\$30.39
				LOS ANGELES CO SO	\$1,975.91
08-0408		\$9,494.62	1/2/2009	DA OFFICE	\$949.46



State of California
ASSET FORFEITURE REPORT - 2009

Table 3

Admin Number	Docket Number	Amount Forfeited	Date Disbursed	Recipient	Amount Disbursed
				GENERAL FUND	\$2,278.71
				LAPA	\$94.95
				LOS ANGELES CO SO	\$6,171.50
08-0409		\$1,164.60	2/11/2009		
				DA OFFICE	\$116.46
				GENERAL FUND	\$279.50
				LAPA	\$11.65
				LOS ANGELES PD	\$756.99
08-0410	BA343714	\$6,510.68	7/14/2009		
				DA OFFICE	\$651.07
				GENERAL FUND	\$1,562.56
				LAPA	\$65.11
				LOS ANGELES PD	\$4,231.94
08-0412	BA344033	\$4,219.20	2/11/2009		
				DA OFFICE	\$421.92
				GENERAL FUND	\$1,012.61
				LAPA	\$42.19
				LOS ANGELES PD	\$2,742.48
08-0413		\$1,004.71	9/22/2009		
				DA OFFICE	\$100.47
				GARDENA PD	\$653.07
				GENERAL FUND	\$241.13
				LAPA	\$10.04
08-0416		\$1,117.50	9/22/2009		
				DA OFFICE	\$111.76
				GENERAL FUND	\$268.20
				LAPA	\$11.17
				LOS ANGELES PD	\$726.37
08-0418		\$3,588.72	9/22/2009		
				DA OFFICE	\$358.88
				GENERAL FUND	\$861.29
				LA IMPACT - GROUP 1	\$2,332.66
				LAPA	\$35.89
08-0419		\$6,935.16	8/24/2009		
				DA OFFICE	\$693.52
				GENERAL FUND	\$1,664.44
				LAPA	\$69.35
				LOS ANGELES PD	\$4,507.85
08-0420		\$1,670.78	9/22/2009		
				DA OFFICE	\$167.08
				GENERAL FUND	\$400.99
				LAPA	\$16.71
				LOS ANGELES PD	\$1,086.00
08-0421		\$18,499.79	2/11/2009		
				DA OFFICE	\$1,849.98
				GENERAL FUND	\$4,439.95
				INGLEWOOD PD	\$12,024.86



State of California
ASSET FORFEITURE REPORT - 2009

Table 3

Admin Number	Docket Number	Amount Forfeited	Date Disbursed	Recipient	Amount Disbursed
08-0423		\$4,378.01	6/2/2009	LAPA	\$185.00
				DA OFFICE	\$437.81
				GENERAL FUND	\$1,050.72
				LAPA	\$43.78
				LOS ANGELES CO SO	\$2,845.70
08-0424	GA073955	\$1,009.47	8/5/2009	DA OFFICE	\$100.95
				GENERAL FUND	\$242.27
				LAPA	\$10.10
				REDONDO BEACH PD	\$656.15
08-0425	PA062463	\$3,533.08	5/7/2009	DA OFFICE	\$353.31
				GENERAL FUND	\$847.94
				LAPA	\$35.33
				LOS ANGELES CO SO	\$2,296.50
08-0427		\$3,090.21	1/2/2009	AZUSA PD	\$2,008.64
				DA OFFICE	\$309.02
				GENERAL FUND	\$741.65
				LAPA	\$30.90
08-0429		\$3,429.99	8/24/2009	DA OFFICE	\$343.00
				GENERAL FUND	\$823.19
				LAPA	\$34.30
				LOS ANGELES CO SO	\$2,229.50
08-0430		\$2,207.42	8/24/2009	DA OFFICE	\$220.75
				GENERAL FUND	\$529.78
				LA IMPACT - GROUP 1	\$1,434.82
				LAPA	\$22.07
08-0432		\$4,978.12	9/22/2009	DA OFFICE	\$497.81
				GENERAL FUND	\$1,194.75
				LAPA	\$49.78
				LOS ANGELES PD	\$3,235.78
08-0433		\$15,015.90	9/22/2009	DA OFFICE	\$1,501.60
				GENERAL FUND	\$3,603.82
				LAPA	\$150.15
				LOS ANGELES PD	\$9,760.33
08-0434		\$1,241.83	9/22/2009	DA OFFICE	\$124.19
				GENERAL FUND	\$298.04
				LAPA	\$12.42
				LOS ANGELES PD	\$807.18



State of California
ASSET FORFEITURE REPORT - 2009

Table 3

Admin Number	Docket Number	Amount Forfeited	Date Disbursed	Recipient	Amount Disbursed
08-0435		\$7,463.41	8/24/2009	DA OFFICE	\$746.34
				GENERAL FUND	\$1,791.22
				LAPA	\$74.63
				LOS ANGELES PD	\$4,851.22
08-0436	BS116550	\$31,300.74	2/11/2009	DA OFFICE	\$3,130.07
				GENERAL FUND	\$7,512.18
				LAPA	\$313.01
				SOUTH GATE PD	\$20,345.48
08-0437	bs116549	\$51,196.34	6/2/2009	DA OFFICE	\$5,119.64
				GENERAL FUND	\$12,287.12
				LAPA	\$511.96
				LOS ANGELES PD	\$33,277.62
08-0438		\$2,080.95	9/22/2009	DA OFFICE	\$208.11
				GENERAL FUND	\$499.43
				LAPA	\$20.80
				LOS ANGELES CO SO	\$1,352.61
08-0439	KA083677	\$2,736.52	5/18/2009	BALDWIN PARK PD	\$1,778.74
				DA OFFICE	\$273.65
				GENERAL FUND	\$656.77
				LAPA	\$27.36
08-0440	BS117068	\$30,483.68	6/2/2009	DA OFFICE	\$3,048.37
				GENERAL FUND	\$7,316.09
				LAPA	\$304.83
				LOS ANGELES CO SO	\$19,814.39
08-0442	NA079257	\$1,265.11	2/11/2009	DA OFFICE	\$126.51
				GENERAL FUND	\$303.63
				LAPA	\$12.65
				LONG BEACH PD	\$822.32
08-0443		\$4,243.35	9/22/2009	DA OFFICE	\$424.34
				GENERAL FUND	\$1,018.41
				LAPA	\$42.43
				LONG BEACH PD	\$2,758.17
08-0444	BS117069	\$57,588.83	1/2/2009	DA OFFICE	\$5,758.88
				GENERAL FUND	\$13,821.32
				LAPA	\$575.89
				MONTEBELLO PD	\$37,432.74
08-0445	BS116762	\$70,370.15	4/24/2009	DA OFFICE	\$7,037.02



State of California
ASSET FORFEITURE REPORT - 2009

Table 3

Admin Number	Docket Number	Amount Forfeited	Date Disbursed	Recipient	Amount Disbursed
				GENERAL FUND	\$16,888.84
				GLENDALE PD	\$45,740.59
				LAPA	\$703.70
08-0446		\$1,000.90	8/24/2009		
				DA OFFICE	\$100.09
				GENERAL FUND	\$240.22
				LAPA	\$10.01
				LOS ANGELES PD	\$650.58
08-0447		\$1,004.28	6/2/2009		
				DA OFFICE	\$100.43
				GENERAL FUND	\$241.03
				LAPA	\$10.04
				LOS ANGELES PD	\$652.78
08-0448		\$3,836.90	8/24/2009		
				DA OFFICE	\$383.69
				GENERAL FUND	\$920.86
				LAPA	\$38.37
				LOS ANGELES PD	\$2,493.98
08-0450		\$19,828.76	12/24/2009		
				DA OFFICE	\$1,982.88
				GENERAL FUND	\$4,758.91
				LAPA	\$198.28
				LOS ANGELES PD	\$12,888.69
08-0451		\$2,979.46	2/11/2009		
				DA OFFICE	\$297.95
				GENERAL FUND	\$715.07
				LAPA	\$29.79
				LOS ANGELES PD	\$1,936.65
08-0452		\$6,538.82	12/2/2009		
				DA OFFICE	\$653.89
				GENERAL FUND	\$1,569.32
				LAPA	\$65.38
				LOS ANGELES PD	\$4,250.23
08-0453		\$987.95	9/9/2009		
				DA OFFICE	\$98.80
				GENERAL FUND	\$237.11
				LAPA	\$9.88
				LOS ANGELES PD	\$642.16
08-0454		\$4,804.60	12/2/2009		
				DA OFFICE	\$480.46
				GENERAL FUND	\$1,153.11
				LAPA	\$48.04
				LOS ANGELES PD	\$3,122.99
08-0455		\$2,028.22	8/24/2009		
				DA OFFICE	\$202.83
				GENERAL FUND	\$486.77
				LAPA	\$20.28



State of California
ASSET FORFEITURE REPORT - 2009

Table 3

Admin Number	Docket Number	Amount Forfeited	Date Disbursed	Recipient	Amount Disbursed
08-0458		\$1,313.28	2/11/2009	TORRANCE PD	\$1,318.34
				DA OFFICE	\$131.33
				GENERAL FUND	\$315.19
				LAPA	\$13.13
				LOS ANGELES CO SO	\$853.63
08-0460		\$2,106.38	9/22/2009	CULVER CITY PD	\$1,369.15
				DA OFFICE	\$210.64
				GENERAL FUND	\$505.53
				LAPA	\$21.06
08-0463	SA068332	\$1,665.34	9/22/2009	BEVERLY HILLS PD	\$1,082.47
				DA OFFICE	\$166.54
				GENERAL FUND	\$399.68
				LAPA	\$16.65
08-0464		\$2,199.18	10/26/2009	DA OFFICE	\$219.92
				GENERAL FUND	\$527.81
				LAPA	\$21.99
				WHITTIER PD	\$1,429.46
08-0468	TA099290	\$875.84	12/2/2009	DA OFFICE	\$87.59
				GENERAL FUND	\$210.20
				LAPA	\$8.76
				LOS ANGELES PD	\$569.29
08-0469		\$7,177.03	9/22/2009	DA OFFICE	\$717.71
				GENERAL FUND	\$1,722.48
				LAPA	\$71.77
				LOS ANGELES PD	\$4,665.07
08-0471		\$1,449.58	9/22/2009	DA OFFICE	\$144.96
				GENERAL FUND	\$347.90
				LAPA	\$14.49
				LOS ANGELES PD	\$942.23
08-0472		\$1,988.27	3/9/2009	DA OFFICE	\$198.83
				GENERAL FUND	\$477.19
				LAPA	\$19.88
				LOS ANGELES CO SO	\$1,292.37
08-0473		\$1,023.96	9/9/2009	DA OFFICE	\$102.40
				GENERAL FUND	\$245.75
				LAPA	\$10.24
				LOS ANGELES CO SO	\$665.57



State of California
ASSET FORFEITURE REPORT - 2009

Table 3

Admin Number	Docket Number	Amount Forfeited	Date Disbursed	Recipient	Amount Disbursed
08-0474		\$2,173.71	9/22/2009	DA OFFICE	\$217.38
				GENERAL FUND	\$521.69
				LAPA	\$21.73
				LOS ANGELES PD	\$1,412.91
08-0475		\$2,138.54	9/9/2009	DA OFFICE	\$213.87
				GENERAL FUND	\$513.25
				LAPA	\$21.38
				LOS ANGELES PD	\$1,390.04
08-0476	VA106643	\$1,051.08	10/9/2009	DA OFFICE	\$105.11
				GENERAL FUND	\$252.26
				LAPA	\$10.51
				WHITTIER PD	\$683.20
08-0477	BA345960	\$2,231.03	7/21/2009	DA OFFICE	\$223.10
				GENERAL FUND	\$535.45
				LAPA	\$22.31
				LOS ANGELES PD	\$1,450.17
08-0478		\$985.68	9/22/2009	DA OFFICE	\$98.56
				GENERAL FUND	\$236.57
				LAPA	\$9.86
				LOS ANGELES PD	\$640.69
08-0479	BA345907	\$1,174.61	6/2/2009	DA OFFICE	\$117.46
				GENERAL FUND	\$281.91
				LAPA	\$11.75
				LOS ANGELES PD	\$763.49
08-0480		\$4,485.24	11/17/2009	DA OFFICE	\$448.53
				GENERAL FUND	\$1,076.46
				GLENDALE PD	\$2,915.40
				LAPA	\$44.85
08-0481		\$3,477.32	9/9/2009	DA OFFICE	\$347.73
				GENERAL FUND	\$834.56
				LAPA	\$34.77
				LOS ANGELES CO SO	\$2,260.26
08-0482		\$13,691.04	9/9/2009	DA OFFICE	\$1,369.10
				GENERAL FUND	\$3,285.85
				LAPA	\$136.91
				WEST COVINA PD	\$8,899.18
08-0483		\$3,121.53	9/22/2009	DA OFFICE	\$312.16



State of California
ASSET FORFEITURE REPORT - 2009

Table 3

Admin Number	Docket Number	Amount Forfeited	Date Disbursed	Recipient	Amount Disbursed
				GENERAL FUND	\$749.17
				LAPA	\$31.21
				WHITTIER PD	\$2,028.99
08-0485	VA106390	\$2,287.39	7/14/2009		
				DA OFFICE	\$228.74
				GENERAL FUND	\$548.98
				LAPA	\$22.87
				MAYWOOD PD	\$1,486.80
08-0486		\$3,324.50	9/9/2009		
				DA OFFICE	\$332.45
				GENERAL FUND	\$797.88
				LAPA	\$33.25
				REDONDO BEACH PD	\$2,160.92
08-0487	ka083994	\$12,573.44	1/2/2009		
				AZUSA PD	\$8,172.73
				DA OFFICE	\$1,257.35
				GENERAL FUND	\$3,017.63
				LAPA	\$125.73
08-0488	GA072900	\$16,193.12	4/2/2009		
				BURBANK PD	\$10,525.53
				DA OFFICE	\$1,619.31
				GENERAL FUND	\$3,886.35
				LAPA	\$161.93
08-0489		\$15,579.77	6/2/2009		
				DA OFFICE	\$1,557.97
				GENERAL FUND	\$3,739.15
				LAPA	\$155.80
				MONTEBELLO PD	\$10,126.85
08-0490		\$8,218.98	9/22/2009		
				DA OFFICE	\$821.90
				GENERAL FUND	\$1,972.55
				LAPA	\$82.19
				LOS ANGELES CO SO	\$5,342.34
08-0491		\$3,337.90	9/22/2009		
				DA OFFICE	\$333.79
				GENERAL FUND	\$801.10
				LAPA	\$33.38
				WEST COVINA PD	\$2,169.63
08-0492		\$10,597.12	9/22/2009		
				DA OFFICE	\$1,059.71
				GENERAL FUND	\$2,543.31
				LAPA	\$105.97
				LONG BEACH PD	\$6,888.13
08-0494		\$2,352.26	4/2/2009		
				DA OFFICE	\$235.23
				GENERAL FUND	\$564.54
				LAPA	\$23.52



State of California
ASSET FORFEITURE REPORT - 2009

Table 3

Admin Number	Docket Number	Amount Forfeited	Date Disbursed	Recipient	Amount Disbursed
08-0496		\$4,499.79	8/24/2009	LOS ANGELES PD	\$1,528.97
				DA OFFICE	\$449.98
				GENERAL FUND	\$1,079.95
				LAPA	\$45.00
08-0497		\$3,414.26	3/9/2009	LOS ANGELES PD	\$2,924.86
				DA OFFICE	\$341.43
				GENERAL FUND	\$819.42
				LAPA	\$34.14
08-0499		\$1,272.89	9/22/2009	LONG BEACH PD	\$2,219.27
				DA OFFICE	\$127.28
				GENERAL FUND	\$305.50
				LAPA	\$12.73
08-0500		\$12,509.60	5/7/2009	LOS ANGELES PD	\$827.38
				DA OFFICE	\$1,250.96
				GENERAL FUND	\$3,002.31
				LAPA	\$125.09
08-0501		\$1,715.92	9/22/2009	LOS ANGELES PD	\$8,131.24
				DA OFFICE	\$171.59
				GENERAL FUND	\$411.82
				LAPA	\$17.16
08-0502	LA059950	\$1,353.69	7/14/2009	LOS ANGELES PD	\$1,115.35
				DA OFFICE	\$135.37
				GENERAL FUND	\$324.89
				LAPA	\$13.54
08-0503		\$1,466.55	9/22/2009	LOS ANGELES PD	\$879.89
				DA OFFICE	\$146.65
				GENERAL FUND	\$351.98
				LAPA	\$14.66
08-0504	MA043364	\$3,079.72	10/9/2009	LONG BEACH PD	\$953.26
				CHP	\$2,001.82
				DA OFFICE	\$307.96
				GENERAL FUND	\$739.14
				LAPA	\$30.80
08-0505		\$2,609.80	6/11/2009	LONG BEACH PD	\$1,696.37
				DA OFFICE	\$260.98
				GENERAL FUND	\$626.35
				LAPA	\$26.10



State of California
ASSET FORFEITURE REPORT - 2009

Table 3

Admin Number	Docket Number	Amount Forfeited	Date Disbursed	Recipient	Amount Disbursed
08-0506	KA084534	\$2,082.88	4/24/2009	DA OFFICE	\$208.29
				GENERAL FUND	\$499.89
				GLENDORA PD	\$1,353.87
				LAPA	\$20.83
08-0507		\$2,229.61	9/22/2009	DA OFFICE	\$222.96
				GENERAL FUND	\$535.11
				INGLEWOOD PD	\$1,449.25
				LAPA	\$22.29
08-0509		\$1,259.88	6/11/2009	DA OFFICE	\$125.99
				GENERAL FUND	\$302.37
				LAPA	\$12.60
				LOS ANGELES PD	\$818.92
08-0510		\$8,267.64	9/9/2009	DA OFFICE	\$826.78
				GENERAL FUND	\$1,984.23
				LAPA	\$82.67
				LOS ANGELES PD	\$5,373.96
08-0511	GA073068	\$3,682.21	8/24/2009	DA OFFICE	\$368.22
				GENERAL FUND	\$883.73
				LA IMPACT - GROUP 1	\$2,393.44
				LAPA	\$36.82
08-0512	YA071856	\$1,627.29	12/2/2009	DA OFFICE	\$162.73
				GENERAL FUND	\$390.55
				INGLEWOOD PD	\$1,057.74
				LAPA	\$16.27
08-0514		\$3,088.59	9/22/2009	DA OFFICE	\$308.86
				GENERAL FUND	\$741.26
				LAPA	\$30.89
				TORRANCE PD	\$2,007.58
08-0515		\$3,616.08	2/11/2009	CHP	\$2,350.45
				DA OFFICE	\$361.61
				GENERAL FUND	\$867.86
				LAPA	\$36.16
08-0516	MA043421	\$9,143.63	9/22/2009	DA OFFICE	\$914.36
				GENERAL FUND	\$2,194.47
				LAPA	\$91.44
				LOS ANGELES CO SO	\$5,943.36
08-0517		\$1,648.53	6/2/2009	DA OFFICE	\$164.86



State of California
ASSET FORFEITURE REPORT - 2009

Table 3

Admin Number	Docket Number	Amount Forfeited	Date Disbursed	Recipient	Amount Disbursed
				GENERAL FUND	\$395.65
				LAPA	\$16.48
				PASADENA PD	\$1,071.54
08-0518		\$2,244.66	8/24/2009		
				DA OFFICE	\$224.47
				GENERAL FUND	\$538.72
				LAPA	\$22.45
				LOS ANGELES PD	\$1,459.02
08-0521		\$14,279.87	9/22/2009		
				DA OFFICE	\$1,427.98
				GENERAL FUND	\$3,427.17
				LAPA	\$142.80
				LOS ANGELES PD	\$9,281.92
08-0522		\$6,463.59	9/9/2009		
				DA OFFICE	\$646.37
				GENERAL FUND	\$1,551.26
				LAPA	\$64.63
				LOS ANGELES PD	\$4,201.33
08-0524		\$7,168.53	9/22/2009		
				DA OFFICE	\$716.86
				GENERAL FUND	\$1,720.45
				LAPA	\$71.68
				LOS ANGELES PD	\$4,659.54
08-0526		\$1,244.00	12/2/2009		
				DA OFFICE	\$124.40
				GENERAL FUND	\$298.56
				LAPA	\$12.44
				PASADENA PD	\$808.60
08-0527	YA073059	\$9,498.97	7/14/2009		
				DA OFFICE	\$949.90
				GENERAL FUND	\$2,279.75
				LAPA	\$94.99
				LOS ANGELES CO SO	\$6,174.33
08-0528	BS117374	\$90,832.15	1/2/2009		
				DA OFFICE	\$9,083.21
				GENERAL FUND	\$21,799.72
				LAPA	\$908.32
				LONG BEACH PD	\$59,040.90
08-0529	BS117400	\$32,208.73	1/2/2009		
				DA OFFICE	\$3,220.88
				GENERAL FUND	\$7,730.09
				LAPA	\$322.09
				LOS ANGELES PD	\$20,935.67
08-0530		\$2,745.89	11/17/2009		
				CA DOJ-BNE LOS ANGELES	\$1,784.82
				DA OFFICE	\$274.59
				GENERAL FUND	\$659.02



State of California
ASSET FORFEITURE REPORT - 2009

Table 3

Admin Number	Docket Number	Amount Forfeited	Date Disbursed	Recipient	Amount Disbursed
08-0532		\$990.04	9/22/2009	LAPA	\$27.46
				DA OFFICE	\$99.01
				GENERAL FUND	\$237.61
				LAPA	\$9.90
				LOS ANGELES PD	\$643.52
08-0533		\$11,940.21	9/22/2009	DA OFFICE	\$1,194.03
				GENERAL FUND	\$2,865.65
				GLENDALE PD	\$7,761.13
				LAPA	\$119.40
08-0534		\$8,102.57	9/22/2009	DA OFFICE	\$810.26
				GENERAL FUND	\$1,944.62
				LAPA	\$81.02
				LOS ANGELES CO SO	\$5,266.67
08-0535	TA098468	\$4,155.46	12/2/2009	DA OFFICE	\$415.54
				GENERAL FUND	\$997.31
				LA IMPACT - GROUP 1	\$2,701.05
				LAPA	\$41.56
08-0536	GA074123	\$1,706.87	4/14/2009	DA OFFICE	\$170.69
				GENERAL FUND	\$409.65
				GLENDALE PD	\$1,109.46
				LAPA	\$17.07
08-0537	PA062200	\$6,797.22	3/9/2009	DA OFFICE	\$679.73
				GENERAL FUND	\$1,631.33
				GLENDALE PD	\$4,418.19
				LAPA	\$67.97
08-0538		\$2,173.05	9/22/2009	DA OFFICE	\$217.31
				GENERAL FUND	\$521.53
				LAPA	\$21.73
				LOS ANGELES CO SO	\$1,412.48
08-0539	BS117528	\$27,924.77	9/22/2009	BURBANK PD	\$18,151.10
				DA OFFICE	\$2,792.47
				GENERAL FUND	\$6,701.95
				LAPA	\$279.25
08-0540		\$7,845.79	5/7/2009	BURBANK PD	\$5,099.76
				DA OFFICE	\$784.58
				GENERAL FUND	\$1,882.99
				LAPA	\$78.46



State of California
ASSET FORFEITURE REPORT - 2009

Table 3

Admin Number	Docket Number	Amount Forfeited	Date Disbursed	Recipient	Amount Disbursed
08-0542	KA084741	\$1,995.18	4/14/2009	DA OFFICE	\$199.52
				GENERAL FUND	\$478.84
				LAPA	\$19.95
				WEST COVINA PD	\$1,296.87
08-0543		\$13,309.60	9/9/2009	BURBANK PD	\$8,651.24
				DA OFFICE	\$1,330.96
				GENERAL FUND	\$3,194.31
				LAPA	\$133.09
08-0545	BS117543	\$25,817.11	1/27/2009	BURBANK PD	\$16,781.12
				DA OFFICE	\$2,581.71
				GENERAL FUND	\$6,196.11
				LAPA	\$258.17
08-0546		\$3,062.48	8/24/2009	DA OFFICE	\$306.25
				GENERAL FUND	\$735.00
				LAPA	\$30.62
				SAN MARINO PD	\$1,990.61
08-0547		\$9,078.88	9/22/2009	DA OFFICE	\$907.89
				GENERAL FUND	\$2,178.93
				HAWTHORNE PD	\$5,901.27
				LAPA	\$90.79
08-0548		\$2,479.87	9/9/2009	DA OFFICE	\$247.99
				GENERAL FUND	\$595.17
				LAPA	\$24.80
				LOS ANGELES PD	\$1,611.91
08-0549		\$1,637.58	9/9/2009	DA OFFICE	\$163.77
				GENERAL FUND	\$393.02
				LAPA	\$16.37
				LOS ANGELES PD	\$1,064.42
08-0550	pa062772	\$3,141.45	9/22/2009	DA OFFICE	\$314.15
				GENERAL FUND	\$753.95
				LAPA	\$31.41
				LOS ANGELES PD	\$2,041.94
08-0551		\$2,174.96	6/2/2009	DA OFFICE	\$217.50
				GENERAL FUND	\$521.99
				LAPA	\$21.75
				WEST COVINA PD	\$1,413.72
08-0552	PA062903	\$1,652.83	12/2/2009	DA OFFICE	\$165.29



State of California
ASSET FORFEITURE REPORT - 2009

Table 3

Admin Number	Docket Number	Amount Forfeited	Date Disbursed	Recipient	Amount Disbursed
				GENERAL FUND	\$396.68
				LAPA	\$16.52
				LOS ANGELES PD	\$1,074.34
08-0553	BA346879	\$2,001.17	6/11/2009		
				DA OFFICE	\$200.12
				GENERAL FUND	\$480.28
				LAPA	\$20.01
				LOS ANGELES PD	\$1,300.76
08-0555		\$1,596.42	9/22/2009		
				DA OFFICE	\$159.65
				GENERAL FUND	\$383.14
				LAPA	\$15.96
				LOS ANGELES PD	\$1,037.67
08-0557	BS118681	\$38,264.58	4/2/2009		
				DA OFFICE	\$3,826.46
				GENERAL FUND	\$9,183.50
				LAPA	\$382.64
				SAN BERNARDINO CO SO	\$24,871.98
08-0558		\$1,071.38	9/22/2009		
				DA OFFICE	\$107.15
				GENERAL FUND	\$257.13
				LAPA	\$10.71
				WHITTIER PD	\$696.39
08-0559		\$4,941.18	9/22/2009		
				DA OFFICE	\$494.11
				GENERAL FUND	\$1,185.89
				LAPA	\$49.41
				LOS ANGELES PD	\$3,211.77
08-0561		\$13,069.41	9/22/2009		
				DA OFFICE	\$1,306.94
				GENERAL FUND	\$3,136.66
				LAPA	\$130.69
				LOS ANGELES PD	\$8,495.12
08-0562	BA347181	\$1,695.44	3/9/2009		
				DA OFFICE	\$169.55
				GENERAL FUND	\$406.91
				LAPA	\$16.95
				LOS ANGELES PD	\$1,102.03
08-0563	VA107712	\$5,529.84	6/18/2009		
				DA OFFICE	\$552.98
				GENERAL FUND	\$1,327.16
				LAPA	\$55.30
				WHITTIER PD	\$3,594.40
08-0564		\$1,731.96	3/9/2009		
				DA OFFICE	\$173.20
				GENERAL FUND	\$415.67
				LAPA	\$17.32



State of California
ASSET FORFEITURE REPORT - 2009

Table 3

Admin Number	Docket Number	Amount Forfeited	Date Disbursed	Recipient	Amount Disbursed
08-0565		\$1,061.14	9/22/2009	LOS ANGELES PD	\$1,125.77
				DA OFFICE	\$106.13
				GENERAL FUND	\$254.67
				LAPA	\$10.61
08-0566		\$4,963.97	9/22/2009	LOS ANGELES PD	\$689.73
				DA OFFICE	\$496.39
				GENERAL FUND	\$1,191.36
				LAPA	\$49.64
08-0567		\$7,219.11	2/11/2009	LOS ANGELES PD	\$3,226.58
				DA OFFICE	\$721.91
				GENERAL FUND	\$1,732.59
				LAPA	\$72.19
08-0570		\$2,893.02	9/22/2009	LOS ANGELES PD	\$4,692.42
				DA OFFICE	\$289.30
				GENERAL FUND	\$694.33
				LAPA	\$28.93
08-0571	BS118683	\$89,552.42	4/2/2009	LOS ANGELES CO SO	\$1,880.46
				CHP	\$58,209.08
				DA OFFICE	\$8,955.24
				GENERAL FUND	\$21,492.58
				LAPA	\$895.52
08-0572		\$3,382.87	9/22/2009	DA OFFICE	\$338.29
				GENERAL FUND	\$811.89
				LAPA	\$33.83
08-0573		\$9,322.10	9/22/2009	LOS ANGELES PD	\$2,198.86
				DA OFFICE	\$932.21
				GENERAL FUND	\$2,237.30
				LAPA	\$93.22
08-0574	MA043635	\$5,881.50	12/24/2009	LOS ANGELES PD	\$6,059.37
				DA OFFICE	\$588.16
				GENERAL FUND	\$1,411.56
				LAPA	\$58.81
08-0576		\$7,864.25	10/9/2009	LOS ANGELES CO SO	\$3,822.97
				DA OFFICE	\$786.43
				GENERAL FUND	\$1,887.42
				LAPA	\$78.64
				LOS ANGELES PD	\$5,111.76



State of California
ASSET FORFEITURE REPORT - 2009

Table 3

Admin Number	Docket Number	Amount Forfeited	Date Disbursed	Recipient	Amount Disbursed
08-0577	BS117708	\$38,620.15	2/11/2009	DA OFFICE	\$3,862.01
				GARDENA PD	\$25,103.10
				GENERAL FUND	\$9,268.84
				LAPA	\$386.20
08-0578		\$2,417.46	9/9/2009	DA OFFICE	\$241.76
				GENERAL FUND	\$580.19
				LAPA	\$24.17
				TORRANCE PD	\$1,571.34
08-0579		\$836.78	3/9/2009	DA OFFICE	\$83.68
				GENERAL FUND	\$200.83
				LAPA	\$8.37
				LOS ANGELES PD	\$543.90
08-0580		\$1,384.02	9/22/2009	DA OFFICE	\$138.40
				GENERAL FUND	\$332.17
				LAPA	\$13.84
				LOS ANGELES PD	\$899.61
08-0581		\$1,269.10	9/22/2009	DA OFFICE	\$126.92
				GENERAL FUND	\$304.58
				LAPA	\$12.69
				LOS ANGELES PD	\$824.91
08-0582		\$1,073.60	9/22/2009	DA OFFICE	\$107.36
				GENERAL FUND	\$257.67
				LAPA	\$10.73
				LOS ANGELES PD	\$697.84
08-0583	BA347581	\$1,219.60	4/14/2009	DA OFFICE	\$121.96
				GENERAL FUND	\$292.70
				LAPA	\$12.20
				LOS ANGELES PD	\$792.74
08-0584	BS117812	\$32,493.35	3/9/2009	DA OFFICE	\$3,249.34
				GENERAL FUND	\$7,798.40
				LAPA	\$324.93
				LOS ANGELES PD	\$21,120.68
08-0586		\$1,213.15	9/22/2009	DA OFFICE	\$121.31
				GENERAL FUND	\$291.16
				LAPA	\$12.13
				LOS ANGELES PD	\$788.55
08-0587		\$1,871.90	9/22/2009	DA OFFICE	\$187.18



State of California
ASSET FORFEITURE REPORT - 2009

Table 3

Admin Number	Docket Number	Amount Forfeited	Date Disbursed	Recipient	Amount Disbursed
				GENERAL FUND	\$449.26
				LAPA	\$18.72
				LOS ANGELES PD	\$1,216.74
08-0588		\$1,855.39	9/22/2009		
				DA OFFICE	\$185.54
				GENERAL FUND	\$445.29
				LAPA	\$18.55
				LOS ANGELES PD	\$1,206.01
08-0589		\$1,516.02	10/9/2009		
				DA OFFICE	\$151.60
				GENERAL FUND	\$363.85
				LAPA	\$15.16
				LOS ANGELES PD	\$985.41
08-0590		\$2,626.36	11/17/2009		
				DA OFFICE	\$262.63
				GENERAL FUND	\$630.33
				GLENDALE PD	\$1,707.14
				LAPA	\$26.26
08-0591		\$11,737.23	9/9/2009		
				DA OFFICE	\$1,173.72
				GENERAL FUND	\$2,816.94
				LAPA	\$117.37
				LOS ANGELES PD	\$7,629.20
08-0592		\$13,984.12	9/22/2009		
				DA OFFICE	\$1,398.41
				GENERAL FUND	\$3,356.19
				LAPA	\$139.84
				LOS ANGELES PD	\$9,089.68
08-0593		\$1,917.08	10/9/2009		
				DA OFFICE	\$191.71
				GENERAL FUND	\$460.10
				LAPA	\$19.17
				LOS ANGELES PD	\$1,246.10
08-0594		\$3,094.75	9/22/2009		
				DA OFFICE	\$309.48
				GENERAL FUND	\$742.74
				LAPA	\$30.95
				LOS ANGELES PD	\$2,011.58
08-0595	BA348226	\$1,899.78	12/24/2009		
				DA OFFICE	\$189.98
				GENERAL FUND	\$455.95
				LAPA	\$18.99
				LOS ANGELES PD	\$1,234.86
08-0597		\$1,335.38	9/22/2009		
				DA OFFICE	\$133.55
				GENERAL FUND	\$320.49
				LAPA	\$13.35



State of California
ASSET FORFEITURE REPORT - 2009

Table 3

Admin Number	Docket Number	Amount Forfeited	Date Disbursed	Recipient	Amount Disbursed
08-0598		\$1,910.01	9/22/2009	LOS ANGELES PD	\$867.99
				DA OFFICE	\$191.01
				GENERAL FUND	\$458.40
				LAPA	\$19.10
08-0599		\$1,815.77	10/9/2009	LOS ANGELES PD	\$1,241.50
				CULVER CITY PD	\$1,180.25
				DA OFFICE	\$181.58
				GENERAL FUND	\$435.79
				LAPA	\$18.15
08-0600		\$3,773.44	9/22/2009	DA OFFICE	\$377.35
				GENERAL FUND	\$905.63
				LAPA	\$37.73
				PASADENA PD	\$2,452.73
08-0601		\$12,177.60	12/2/2009	DA OFFICE	\$1,217.76
				GENERAL FUND	\$2,922.63
				LAPA	\$121.77
				PASADENA PD	\$7,915.44
08-0602	BS117948	\$29,065.66	3/9/2009	DA OFFICE	\$2,906.56
				GENERAL FUND	\$6,975.76
				LAPA	\$290.66
				SANTA MONICA PD	\$18,892.68
08-0603	BS117947	\$116,801.09	6/2/2009	DA OFFICE	\$11,680.11
				GENERAL FUND	\$28,032.26
				LAPA	\$1,168.01
				LOS ANGELES PD	\$75,920.71
08-0607		\$6,180.74	12/2/2009	DA OFFICE	\$618.07
				GENERAL FUND	\$1,483.38
				LAPA	\$61.81
				LONG BEACH PD	\$4,017.48
08-0608	NA079967	\$5,023.49	7/21/2009	DA OFFICE	\$502.35
				GENERAL FUND	\$1,205.64
				LAPA	\$50.23
				LONG BEACH PD	\$3,265.27
08-0610	YA073317	\$10,668.69	12/2/2009	DA OFFICE	\$1,066.87
				GENERAL FUND	\$2,560.49
				LAPA	\$106.69
				LOS ANGELES PD	\$6,934.64



State of California
ASSET FORFEITURE REPORT - 2009

Table 3

Admin Number	Docket Number	Amount Forfeited	Date Disbursed	Recipient	Amount Disbursed
08-0611		\$2,404.82	10/26/2009	DA OFFICE	\$240.48
				GENERAL FUND	\$577.16
				LAPA	\$24.05
				LOS ANGELES PD	\$1,563.13
08-0612		\$2,614.17	9/22/2009	DA OFFICE	\$261.42
				GENERAL FUND	\$627.40
				LAPA	\$26.14
				LOS ANGELES PD	\$1,699.21
08-0613		\$1,004.89	12/24/2009	DA OFFICE	\$100.49
				GENERAL FUND	\$241.18
				LAPA	\$10.04
				LOS ANGELES PD	\$653.18
08-0615	YA073356	\$2,907.74	4/2/2009	DA OFFICE	\$290.78
				GENERAL FUND	\$697.86
				LAPA	\$29.08
				LOS ANGELES CO SO	\$1,890.02
08-0616		\$1,330.04	10/9/2009	DA OFFICE	\$133.01
				GENERAL FUND	\$319.21
				LAPA	\$13.30
				LOS ANGELES CO SO	\$864.52
08-0617	BS118074	\$836,463.76	6/2/2009	DA OFFICE	\$83,646.42
				GENERAL FUND	\$200,751.30
				LAPA	\$8,364.64
				LOS ANGELES PD	\$543,701.40
08-0618		\$1,269.18	4/14/2009	CULVER CITY PD	\$824.97
				DA OFFICE	\$126.92
				GENERAL FUND	\$304.60
				LAPA	\$12.69
08-0619		\$2,045.40	10/9/2009	DA OFFICE	\$204.55
				GENERAL FUND	\$490.90
				LAPA	\$20.45
				LOS ANGELES PD	\$1,329.50
08-0620		\$1,272.31	10/9/2009	DA OFFICE	\$127.23
				GENERAL FUND	\$305.36
				LAPA	\$12.72
				LOS ANGELES PD	\$827.00
08-0621		\$3,686.29	10/9/2009	DA OFFICE	\$368.63



State of California
ASSET FORFEITURE REPORT - 2009

Table 3

Admin Number	Docket Number	Amount Forfeited	Date Disbursed	Recipient	Amount Disbursed
				GENERAL FUND	\$884.71
				LAPA	\$36.86
				LOS ANGELES PD	\$2,396.09
08-0622	GA075187	\$873.62	6/2/2009		
				DA OFFICE	\$87.36
				GENERAL FUND	\$209.67
				LAPA	\$8.74
				PASADENA PD	\$567.85
08-0624		\$5,403.35	12/2/2009		
				DA OFFICE	\$540.33
				GENERAL FUND	\$1,296.81
				LAPA	\$54.03
				LOS ANGELES CO SO	\$3,512.18
08-0626		\$1,041.22	10/9/2009		
				DA OFFICE	\$104.13
				GENERAL FUND	\$249.89
				LAPA	\$10.41
				LOS ANGELES PD	\$676.79
08-0627		\$10,078.80	10/9/2009		
				DA OFFICE	\$1,007.88
				GENERAL FUND	\$2,418.91
				LAPA	\$100.79
				LOS ANGELES PD	\$6,551.22
08-0628	LA060580	\$3,509.17	10/26/2009		
				DA OFFICE	\$350.92
				GENERAL FUND	\$842.20
				LAPA	\$35.09
				LOS ANGELES PD	\$2,280.96
08-0629	BA349472	\$4,954.99	10/9/2009		
				DA OFFICE	\$495.49
				GENERAL FUND	\$1,189.20
				LAPA	\$49.55
				LOS ANGELES PD	\$3,220.75
08-0630		\$11,458.59	12/2/2009		
				DA OFFICE	\$1,145.85
				GENERAL FUND	\$2,750.07
				LAPA	\$114.58
				LOS ANGELES PD	\$7,448.09
08-0631	BS118310	\$114,423.68	3/9/2009		
				DA OFFICE	\$11,442.37
				GENERAL FUND	\$27,461.68
				LAPA	\$1,144.24
				LOS ANGELES PD	\$74,375.39
08-0632		\$16,787.53	10/9/2009		
				CHULA VISTA PD	\$10,911.89
				DA OFFICE	\$1,678.76
				GENERAL FUND	\$4,029.01



State of California
ASSET FORFEITURE REPORT - 2009

Table 3

Admin Number	Docket Number	Amount Forfeited	Date Disbursed	Recipient	Amount Disbursed
08-0633		\$1,941.13	10/9/2009	LAPA	\$167.87
				DA OFFICE	\$194.12
				GENERAL FUND	\$465.87
				LAPA	\$19.41
				LOS ANGELES PD	\$1,261.73
08-0634		\$2,275.54	12/2/2009	DA OFFICE	\$227.56
				GENERAL FUND	\$546.13
				LAPA	\$22.75
				LOS ANGELES PD	\$1,479.10
08-0635	VA073554	\$4,321.64	10/9/2009	DA OFFICE	\$432.17
				GENERAL FUND	\$1,037.20
				LAPA	\$43.21
				TORRANCE PD	\$2,809.06
08-0636	LA060640	\$3,010.15	12/2/2009	DA OFFICE	\$301.01
				GENERAL FUND	\$722.44
				LAPA	\$30.10
				LOS ANGELES PD	\$1,956.60
08-0637		\$2,735.42	10/9/2009	DA OFFICE	\$273.53
				GENERAL FUND	\$656.51
				LAPA	\$27.35
				LOS ANGELES PD	\$1,778.03
08-0638	BS118500	\$43,843.64	7/17/2009	DA OFFICE	\$4,384.36
				GENERAL FUND	\$10,522.47
				HAWTHORNE PD	\$28,498.37
				LAPA	\$438.44
08-0639		\$1,405.98	12/2/2009	DA OFFICE	\$140.59
				GENERAL FUND	\$337.44
				LAPA	\$14.06
				LOS ANGELES PD	\$913.89
08-0641		\$1,441.76	12/24/2009	DA OFFICE	\$144.18
				GENERAL FUND	\$346.02
				LAPA	\$14.42
				LOS ANGELES PD	\$937.14
08-0643		\$1,218.40	12/2/2009	DA OFFICE	\$121.84
				GENERAL FUND	\$292.42
				LAPA	\$12.18
				WHITTIER PD	\$791.96



State of California
ASSET FORFEITURE REPORT - 2009

Table 3

Admin Number	Docket Number	Amount Forfeited	Date Disbursed	Recipient	Amount Disbursed
08-0644		\$4,008.18	10/9/2009	DA OFFICE	\$400.83
				GENERAL FUND	\$961.96
				LA IMPACT - GROUP 1	\$2,605.31
				LAPA	\$40.08
08-0645		\$6,514.37	12/2/2009	CULVER CITY PD	\$4,234.34
				DA OFFICE	\$651.44
				GENERAL FUND	\$1,563.45
				LAPA	\$65.14
08-0646	bs118490	\$82,211.01	12/14/2009	DA OFFICE	\$8,221.10
				GENERAL FUND	\$19,730.64
				LAPA	\$822.11
				LOS ANGELES CO SO	\$53,437.16
08-0647	BA350228	\$1,414.34	8/24/2009	DA OFFICE	\$141.44
				GENERAL FUND	\$339.44
				LAPA	\$14.14
				LOS ANGELES PD	\$919.32
08-0648		\$9,646.14	10/9/2009	DA OFFICE	\$964.60
				GENERAL FUND	\$2,315.07
				LAPA	\$96.47
				LOS ANGELES PD	\$6,270.00
08-0650		\$1,118.55	10/9/2009	DA OFFICE	\$111.87
				GENERAL FUND	\$268.45
				LAPA	\$11.18
				LOS ANGELES PD	\$727.05
08-0651		\$1,181.86	9/22/2009	DA OFFICE	\$118.18
				GENERAL FUND	\$283.65
				LAPA	\$11.82
				MAYWOOD PD	\$768.21
09-0001	LA060848	\$5,778.23	9/9/2009	DA OFFICE	\$577.83
				GENERAL FUND	\$1,386.78
				LAPA	\$57.78
				LOS ANGELES PD	\$3,755.84
09-0002	BS118491	\$43,601.22	4/2/2009	DA OFFICE	\$4,360.13
				GENERAL FUND	\$10,464.29
				LAPA	\$436.01
				LOS ANGELES PD	\$28,340.79
09-0003		\$12,153.35	10/9/2009	DA OFFICE	\$1,215.35



State of California
ASSET FORFEITURE REPORT - 2009

Table 3

Admin Number	Docket Number	Amount Forfeited	Date Disbursed	Recipient	Amount Disbursed
				GENERAL FUND	\$2,916.80
				LAPA	\$121.53
				LOS ANGELES CO SO	\$7,899.67
09-0004		\$5,026.69	10/9/2009		
				DA OFFICE	\$502.66
				GENERAL FUND	\$1,206.41
				LAPA	\$50.27
				LOS ANGELES CO SO	\$3,267.35
09-0005		\$4,463.89	10/9/2009		
				DA OFFICE	\$446.39
				GENERAL FUND	\$1,071.34
				LAPA	\$44.63
				LOS ANGELES CO SO	\$2,901.53
09-0009		\$10,577.72	12/2/2009		
				DA OFFICE	\$1,057.76
				GENERAL FUND	\$2,538.66
				LAPA	\$105.78
				LOS ANGELES PD	\$6,875.52
09-0012		\$4,105.41	10/9/2009		
				DA OFFICE	\$410.55
				GENERAL FUND	\$985.30
				LAPA	\$41.05
				LONG BEACH PD	\$2,668.51
09-0014	BA349770	\$12,678.62	8/24/2009		
				DA OFFICE	\$1,267.87
				GENERAL FUND	\$3,042.87
				LAPA	\$126.78
				LOS ANGELES PD	\$8,241.10
09-0015	LA060812	\$3,572.90	10/9/2009		
				DA OFFICE	\$357.29
				GENERAL FUND	\$857.50
				LAPA	\$35.73
				LOS ANGELES PD	\$2,322.38
09-0017	BS118682	\$70,334.68	6/2/2009		
				DA OFFICE	\$7,033.46
				GENERAL FUND	\$16,880.32
				GLENDALE PD	\$45,717.55
				LAPA	\$703.35
09-0018	BS118680	\$57,652.78	4/2/2009		
				DA OFFICE	\$5,765.28
				GENERAL FUND	\$13,836.67
				LAPA	\$576.53
				LOS ANGELES PD	\$37,474.30
09-0019		\$2,858.02	8/24/2009		
				DA OFFICE	\$285.80
				GENERAL FUND	\$685.93
				LAPA	\$28.58



State of California
ASSET FORFEITURE REPORT - 2009

Table 3

Admin Number	Docket Number	Amount Forfeited	Date Disbursed	Recipient	Amount Disbursed
09-0020		\$1,312.90	10/9/2009	LOS ANGELES PD	\$1,857.71
				DA OFFICE	\$131.28
				GENERAL FUND	\$315.10
				LAPA	\$13.13
09-0021		\$2,555.98	10/9/2009	LOS ANGELES PD	\$853.39
				DA OFFICE	\$255.60
				GENERAL FUND	\$613.44
				LAPA	\$25.56
09-0022		\$8,562.87	10/9/2009	LOS ANGELES PD	\$1,661.38
				DA OFFICE	\$856.29
				GENERAL FUND	\$2,055.09
				LAPA	\$85.63
09-0026	NA080209	\$1,121.47	8/24/2009	LOS ANGELES PD	\$5,565.86
				DA OFFICE	\$112.15
				GENERAL FUND	\$269.15
				LAPA	\$11.21
09-0028		\$5,386.72	10/9/2009	LONG BEACH PD	\$728.96
				DA OFFICE	\$538.67
				GENERAL FUND	\$1,292.82
				LAPA	\$53.86
09-0031		\$4,301.53	8/24/2009	LOS ANGELES PD	\$3,501.37
				DA OFFICE	\$430.15
				GENERAL FUND	\$1,032.36
				LAPA	\$43.02
09-0033		\$16,384.39	9/22/2009	LONG BEACH PD	\$2,796.00
				DA OFFICE	\$1,638.44
				GENERAL FUND	\$3,932.26
				HUNTINGTON PARK PD	\$10,649.85
				LAPA	\$163.84
09-0034		\$3,895.36	10/9/2009	LOS ANGELES PD	\$2,531.98
				DA OFFICE	\$389.54
				GENERAL FUND	\$934.89
				LAPA	\$38.95
09-0035		\$2,107.16	10/9/2009	LOS ANGELES PD	\$2,531.98
				DA OFFICE	\$210.72
				GENERAL FUND	\$505.72
				LAPA	\$21.07
				LOS ANGELES PD	\$1,369.65



State of California
ASSET FORFEITURE REPORT - 2009

Table 3

Admin Number	Docket Number	Amount Forfeited	Date Disbursed	Recipient	Amount Disbursed
09-0038	BA350032	\$2,126.07	12/14/2009	DA OFFICE	\$212.61
				GENERAL FUND	\$510.26
				LAPA	\$21.26
				LOS ANGELES PD	\$1,381.94
09-0040		\$22,229.02	10/9/2009	DA OFFICE	\$2,222.90
				GENERAL FUND	\$5,334.97
				LAPA	\$222.29
				LOS ANGELES CO SO	\$14,448.86
09-0042		\$4,258.47	10/9/2009	DA OFFICE	\$425.86
				GENERAL FUND	\$1,022.03
				LAPA	\$42.58
				LOS ANGELES PD	\$2,768.00
09-0043		\$3,289.93	10/26/2009	DA OFFICE	\$328.99
				GENERAL FUND	\$789.59
				LAPA	\$32.90
				LOS ANGELES PD	\$2,138.45
09-0046	BS118934	\$133,417.10	8/5/2009	DA OFFICE	\$13,341.71
				GENERAL FUND	\$32,020.10
				LA IMPACT - GROUP 1	\$86,721.12
				LAPA	\$1,334.17
09-0048		\$3,895.14	10/9/2009	DA OFFICE	\$389.51
				GENERAL FUND	\$934.84
				LAPA	\$38.95
				LOS ANGELES PD	\$2,531.84
09-0049		\$3,964.01	10/9/2009	DA OFFICE	\$396.40
				GENERAL FUND	\$951.36
				LAPA	\$39.64
				LOS ANGELES PD	\$2,576.61
09-0050		\$2,667.90	9/22/2009	DA OFFICE	\$266.78
				GENERAL FUND	\$640.30
				LAPA	\$26.68
				RIVERSIDE CO SO	\$1,734.14
09-0052	BS118933	\$34,007.87	10/9/2009	DA OFFICE	\$3,400.78
				GENERAL FUND	\$8,161.89
				LAPA	\$340.08
				LOS ANGELES PD	\$22,105.12
09-0056	VA108987	\$885.61	7/17/2009	DA OFFICE	\$88.56



State of California
ASSET FORFEITURE REPORT - 2009

Table 3

Admin Number	Docket Number	Amount Forfeited	Date Disbursed	Recipient	Amount Disbursed
				GENERAL FUND	\$212.55
				LAPA	\$8.86
				WHITTIER PD	\$575.64
09-0057		\$5,909.02	11/17/2009		
				DA OFFICE	\$590.90
				GENERAL FUND	\$1,418.17
				LAPA	\$59.09
				LOS ANGELES CO SO	\$3,840.86
09-0062		\$14,311.20	12/2/2009		
				DA OFFICE	\$1,431.12
				GENERAL FUND	\$3,434.69
				LAPA	\$143.11
				LOS ANGELES PD	\$9,302.28
09-0064		\$2,324.94	10/26/2009		
				DA OFFICE	\$232.49
				GENERAL FUND	\$557.99
				LAPA	\$23.25
				PASADENA PD	\$1,511.21
09-0067		\$4,202.96	10/9/2009		
				DA OFFICE	\$420.30
				GENERAL FUND	\$1,008.71
				LAPA	\$42.03
				LOS ANGELES PD	\$2,731.92
09-0070		\$14,887.74	10/9/2009		
				DA OFFICE	\$1,488.76
				GENERAL FUND	\$3,573.06
				LAPA	\$148.88
				LOS ANGELES CO SO	\$9,677.04
09-0072		\$3,697.33	9/22/2009		
				DA OFFICE	\$369.74
				GENERAL FUND	\$887.36
				LAPA	\$36.97
				LOS ANGELES PD	\$2,403.26
09-0073		\$4,926.58	10/9/2009		
				DA OFFICE	\$492.67
				GENERAL FUND	\$1,182.38
				LAPA	\$49.26
				LOS ANGELES PD	\$3,202.27
09-0074		\$3,633.07	10/9/2009		
				DA OFFICE	\$363.31
				GENERAL FUND	\$871.94
				LAPA	\$36.33
				LOS ANGELES PD	\$2,361.49
09-0078	BS120331	\$42,781.97	12/24/2009		
				DA OFFICE	\$4,278.20
				GENERAL FUND	\$10,267.67
				LAPA	\$427.82



State of California
ASSET FORFEITURE REPORT - 2009

Table 3

Admin Number	Docket Number	Amount Forfeited	Date Disbursed	Recipient	Amount Disbursed
09-0080	ta104866	\$4,418.19	10/26/2009	ORANGE CO SO	\$27,808.28
				DA OFFICE	\$441.82
				GENERAL FUND	\$1,060.37
				LAPA	\$44.18
				LOS ANGELES PD	\$2,871.82
09-0082		\$1,803.13	8/24/2009		
				DA OFFICE	\$180.32
				GENERAL FUND	\$432.75
				LAPA	\$18.03
				LONG BEACH PD	\$1,172.03
09-0084		\$1,556.63	9/9/2009		
				DA OFFICE	\$155.67
				GENERAL FUND	\$373.59
				GLENDALE PD	\$1,011.81
				LAPA	\$15.56
09-0085		\$979.21	10/9/2009		
				DA OFFICE	\$97.93
				GENERAL FUND	\$235.01
				GLENDALE PD	\$636.48
				LAPA	\$9.79
09-0087		\$3,378.32	8/24/2009		
				DA OFFICE	\$337.83
				GENERAL FUND	\$810.80
				LAPA	\$33.78
				LOS ANGELES PD	\$2,195.91
09-0089	ka085933	\$1,035.33	12/2/2009		
				DA OFFICE	\$103.54
				GENERAL FUND	\$248.48
				GLENDORA PD	\$672.96
				LAPA	\$10.35
09-0090		\$10,403.81	10/9/2009		
				DA OFFICE	\$1,040.38
				GENERAL FUND	\$2,496.92
				LAPA	\$104.04
				REDONDO BEACH PD	\$6,762.47
09-0091		\$1,136.99	10/9/2009		
				DA OFFICE	\$113.70
				GENERAL FUND	\$272.88
				HUNTINGTON PARK PD	\$739.04
				LAPA	\$11.37
09-0094	LA061186	\$3,469.37	7/21/2009		
				DA OFFICE	\$346.94
				GENERAL FUND	\$832.65
				LAPA	\$34.69
				LOS ANGELES PD	\$2,255.09



State of California
ASSET FORFEITURE REPORT - 2009

Table 3

Admin Number	Docket Number	Amount Forfeited	Date Disbursed	Recipient	Amount Disbursed
09-0095		\$1,104.60	10/9/2009	DA OFFICE	\$110.46
				GENERAL FUND	\$265.11
				LAPA	\$11.04
				LOS ANGELES PD	\$717.99
09-0097		\$1,410.38	10/9/2009	DA OFFICE	\$141.04
				GENERAL FUND	\$338.49
				LAPA	\$14.10
				LONG BEACH PD	\$916.75
09-0098		\$3,915.23	9/22/2009	DA OFFICE	\$391.52
				GENERAL FUND	\$939.66
				GLENDALE PD	\$2,544.90
				LAPA	\$39.15
09-0099		\$13,763.29	10/9/2009	DA OFFICE	\$1,376.34
				GENERAL FUND	\$3,303.19
				LAPA	\$137.63
				LONG BEACH PD	\$8,946.13
09-0100		\$2,466.97	10/9/2009	DA OFFICE	\$246.70
				GENERAL FUND	\$592.07
				LAPA	\$24.67
				LOS ANGELES CO SO	\$1,603.53
09-0101		\$1,824.94	10/9/2009	DA OFFICE	\$182.50
				GENERAL FUND	\$437.99
				LAPA	\$18.25
				LOS ANGELES PD	\$1,186.20
09-0102		\$1,454.15	10/9/2009	DA OFFICE	\$145.42
				GENERAL FUND	\$349.00
				LA IMPACT - GROUP 1	\$945.19
				LAPA	\$14.54
09-0105		\$2,335.99	10/9/2009	DA OFFICE	\$233.60
				GENERAL FUND	\$560.64
				LAPA	\$23.36
				LOS ANGELES PD	\$1,518.39
09-0106		\$4,617.11	10/9/2009	DA OFFICE	\$461.71
				GENERAL FUND	\$1,108.11
				LAPA	\$46.17
				LOS ANGELES PD	\$3,001.12
09-0108		\$5,153.20	10/9/2009	DA OFFICE	\$515.32



State of California
ASSET FORFEITURE REPORT - 2009

Table 3

Admin Number	Docket Number	Amount Forfeited	Date Disbursed	Recipient	Amount Disbursed
				GENERAL FUND	\$1,236.77
				LAPA	\$51.53
				LOS ANGELES CO SO	\$3,349.58
09-0109		\$1,266.40	10/9/2009		
				DA OFFICE	\$126.65
				GENERAL FUND	\$303.94
				HUNTINGTON PARK PD	\$823.15
				LAPA	\$12.66
09-0111		\$2,074.51	10/9/2009		
				DA OFFICE	\$207.46
				GENERAL FUND	\$497.88
				LAPA	\$20.74
				REDONDO BEACH PD	\$1,348.43
09-0114		\$11,642.19	10/9/2009		
				DA OFFICE	\$1,164.21
				GENERAL FUND	\$2,794.13
				LAPA	\$116.42
				LOS ANGELES PD	\$7,567.43
09-0117	BS119766	\$93,143.53	7/17/2009		
				BEVERLY HILLS PD	\$60,543.29
				DA OFFICE	\$9,314.35
				GENERAL FUND	\$22,354.45
				LAPA	\$931.44
09-0119		\$3,534.13	10/9/2009		
				DA OFFICE	\$353.41
				GENERAL FUND	\$848.20
				LAPA	\$35.34
				TORRANCE PD	\$2,297.18
09-0122		\$1,011.18	10/9/2009		
				DA OFFICE	\$101.11
				GENERAL FUND	\$242.69
				LAPA	\$10.11
				LOS ANGELES PD	\$657.27
09-0125	YA074407	\$6,399.60	10/26/2009		
				DA OFFICE	\$639.95
				GENERAL FUND	\$1,535.91
				LAPA	\$63.99
				LOS ANGELES CO SO	\$4,159.75
09-0126		\$824.20	10/9/2009		
				COVINA PD	\$535.72
				DA OFFICE	\$82.43
				GENERAL FUND	\$197.81
				LAPA	\$8.24
09-0129	TA105529	\$1,095.87	8/24/2009		
				DA OFFICE	\$109.59
				GENERAL FUND	\$263.01
				LAPA	\$10.96



State of California
ASSET FORFEITURE REPORT - 2009

Table 3

Admin Number	Docket Number	Amount Forfeited	Date Disbursed	Recipient	Amount Disbursed
09-0133		\$8,814.44	9/9/2009	LOS ANGELES PD	\$712.31
				DA OFFICE	\$881.45
				GENERAL FUND	\$2,115.47
				GLENDALE PD	\$5,729.38
				LAPA	\$88.14
09-0136	PA063070	\$18,454.70	10/9/2009	DA OFFICE	\$1,845.47
				GENERAL FUND	\$4,429.13
				LAPA	\$184.55
				LOS ANGELES PD	\$11,995.55
09-0137		\$3,209.93	10/26/2009	DA OFFICE	\$320.99
				GENERAL FUND	\$770.39
				GLENDALE PD	\$2,086.45
				LAPA	\$32.10
09-0143	NA081208	\$1,358.51	8/24/2009	DA OFFICE	\$135.86
				GENERAL FUND	\$326.04
				LAPA	\$13.58
				LONG BEACH PD	\$883.03
09-0144		\$5,369.14	10/9/2009	BURBANK PD	\$3,489.94
				DA OFFICE	\$536.91
				GENERAL FUND	\$1,288.60
				LAPA	\$53.69
09-0150		\$3,655.19	10/9/2009	DA OFFICE	\$365.51
				GENERAL FUND	\$877.25
				LAPA	\$36.55
				LONG BEACH PD	\$2,375.88
09-0151		\$6,652.03	10/9/2009	DA OFFICE	\$665.21
				GENERAL FUND	\$1,596.49
				LAPA	\$66.52
				LOS ANGELES PD	\$4,323.81
09-0153		\$1,082.66	10/9/2009	DA OFFICE	\$108.26
				GENERAL FUND	\$259.84
				LAPA	\$10.83
				LOS ANGELES PD	\$703.73
09-0159		\$7,387.63	10/9/2009	DA OFFICE	\$738.77
				GENERAL FUND	\$1,773.03
				LAPA	\$73.87
				LONG BEACH PD	\$4,801.96



State of California
ASSET FORFEITURE REPORT - 2009

Table 3

Admin Number	Docket Number	Amount Forfeited	Date Disbursed	Recipient	Amount Disbursed
09-0161	VA109927	\$1,712.23	12/2/2009	DA OFFICE	\$171.22
				GENERAL FUND	\$410.94
				LAPA	\$17.12
				LOS ANGELES CO SO	\$1,112.95
09-0163	BA354188	\$1,011.39	10/26/2009	DA OFFICE	\$101.15
				GENERAL FUND	\$242.73
				LAPA	\$10.11
				LOS ANGELES PD	\$657.40
09-0164	BS120053	\$82,403.65	8/24/2009	COSTA MESA PD	\$53,562.37
				DA OFFICE	\$8,240.36
				GENERAL FUND	\$19,776.88
				LAPA	\$824.04
09-0165		\$10,395.14	10/9/2009	DA OFFICE	\$1,039.51
				GENERAL FUND	\$2,494.84
				LAPA	\$103.95
				LOS ANGELES PD	\$6,756.84
09-0168		\$3,185.77	10/9/2009	DA OFFICE	\$318.57
				GENERAL FUND	\$764.59
				LAPA	\$31.86
				LOS ANGELES PD	\$2,070.75
09-0170		\$10,286.41	10/9/2009	DA OFFICE	\$1,028.65
				GENERAL FUND	\$2,468.74
				LAPA	\$102.86
				LOS ANGELES PD	\$6,686.16
09-0172		\$2,393.04	11/17/2009	DA OFFICE	\$239.31
				GENERAL FUND	\$574.33
				LAPA	\$23.93
				SANTA MONICA PD	\$1,555.47
09-0173		\$10,112.40	9/22/2009	DA OFFICE	\$1,011.24
				GENERAL FUND	\$2,426.97
				LAPA	\$101.13
				LOS ANGELES CO SO	\$6,573.06
09-0175		\$8,035.25	8/24/2009	DA OFFICE	\$803.53
				GENERAL FUND	\$1,928.46
				LA IMPACT - GROUP 1	\$5,222.91
				LAPA	\$80.35
09-0176	KA086296	\$4,241.86	10/26/2009	COVINA PD	\$2,757.21



State of California
ASSET FORFEITURE REPORT - 2009

Table 3

Admin Number	Docket Number	Amount Forfeited	Date Disbursed	Recipient	Amount Disbursed
				DA OFFICE	\$424.18
				GENERAL FUND	\$1,018.05
				LAPA	\$42.42
09-0177		\$5,525.60	10/9/2009		
				DA OFFICE	\$552.55
				GENERAL FUND	\$1,326.15
				LAPA	\$55.26
				PASADENA PD	\$3,591.64
09-0178		\$3,140.71	9/22/2009		
				DA OFFICE	\$314.07
				GENERAL FUND	\$753.77
				LAPA	\$31.41
				LOS ANGELES PD	\$2,041.46
09-0180		\$1,995.79	10/9/2009		
				DA OFFICE	\$199.58
				GENERAL FUND	\$478.99
				LAPA	\$19.96
				LOS ANGELES PD	\$1,297.26
09-0182		\$5,075.70	10/9/2009		
				DA OFFICE	\$507.57
				GENERAL FUND	\$1,218.17
				LAPA	\$50.76
				LOS ANGELES PD	\$3,299.20
09-0185		\$12,571.02	10/9/2009		
				DA OFFICE	\$1,257.10
				GENERAL FUND	\$3,017.05
				LAPA	\$125.71
				LOS ANGELES PD	\$8,171.16
09-0186		\$21,152.29	8/24/2009		
				DA OFFICE	\$2,115.23
				GENERAL FUND	\$5,076.55
				LA IMPACT - GROUP 1	\$13,748.99
				LAPA	\$211.52
09-0189	PA064450	\$3,203.72	10/26/2009		
				DA OFFICE	\$320.37
				GENERAL FUND	\$768.90
				LAPA	\$32.03
				LOS ANGELES PD	\$2,082.42
09-0191	SA070912	\$13,745.60	7/17/2009		
				DA OFFICE	\$1,374.56
				GENERAL FUND	\$3,298.95
				LAPA	\$137.45
				SANTA MONICA PD	\$8,934.64
09-0193		\$2,048.41	10/9/2009		
				DA OFFICE	\$204.84
				GENERAL FUND	\$491.62
				LAPA	\$20.48



State of California
ASSET FORFEITURE REPORT - 2009

Table 3

Admin Number	Docket Number	Amount Forfeited	Date Disbursed	Recipient	Amount Disbursed
09-0195		\$5,206.89	10/9/2009	LOS ANGELES CO SO	\$1,331.47
				DA OFFICE	\$520.68
				GENERAL FUND	\$1,249.66
				LA IMPACT - GROUP 1	\$3,384.48
				LAPA	\$52.07
09-0196		\$5,899.70	11/17/2009	DA OFFICE	\$589.98
				GENERAL FUND	\$1,415.93
				LAPA	\$58.99
				LOS ANGELES PD	\$3,834.80
09-0199		\$3,755.84	10/9/2009	DA OFFICE	\$375.57
				GENERAL FUND	\$901.41
				LAPA	\$37.56
				LOS ANGELES PD	\$2,441.30
09-0202	BA355373	\$3,885.28	10/9/2009	DA OFFICE	\$388.53
				GENERAL FUND	\$932.47
				LAPA	\$38.85
				LOS ANGELES PD	\$2,525.43
09-0206		\$3,184.00	10/9/2009	DA OFFICE	\$318.40
				GENERAL FUND	\$764.16
				LAPA	\$31.84
				LOS ANGELES CO SO	\$2,069.60
09-0217		\$2,222.82	10/9/2009	DA OFFICE	\$222.29
				GENERAL FUND	\$533.48
				LAPA	\$22.22
				LOS ANGELES PD	\$1,444.83
09-0218		\$1,124.06	9/22/2009	DA OFFICE	\$112.40
				GENERAL FUND	\$269.78
				LAPA	\$11.24
				LOS ANGELES PD	\$730.64
09-0222	BA355662	\$989.02	10/26/2009	DA OFFICE	\$98.90
				GENERAL FUND	\$237.37
				LAPA	\$9.89
				LOS ANGELES PD	\$642.86
09-0223	YA074971	\$3,564.81	10/9/2009	DA OFFICE	\$356.48
				GENERAL FUND	\$855.56
				LAPA	\$35.65
				TORRANCE PD	\$2,317.12



State of California
ASSET FORFEITURE REPORT - 2009

Table 3

Admin Number	Docket Number	Amount Forfeited	Date Disbursed	Recipient	Amount Disbursed
09-0224		\$2,220.81	10/9/2009	DA OFFICE	\$222.08
				GENERAL FUND	\$533.00
				LAPA	\$22.20
				LOS ANGELES PD	\$1,443.53
09-0225		\$4,394.64	10/9/2009	DA OFFICE	\$439.47
				GENERAL FUND	\$1,054.72
				LAPA	\$43.94
				LOS ANGELES PD	\$2,856.51
09-0235		\$2,822.73	10/9/2009	DA OFFICE	\$282.27
				GENERAL FUND	\$677.46
				LAPA	\$28.23
				TORRANCE PD	\$1,834.77
09-0236	BS120982	\$32,398.27	8/24/2009	DA OFFICE	\$3,239.84
				GENERAL FUND	\$7,775.58
				LAPA	\$323.98
				REDONDO BEACH PD	\$21,058.87
09-0240	TA105705	\$2,118.86	11/17/2009	CA DOJ-BNE ORANGE	\$1,377.26
				DA OFFICE	\$211.88
				GENERAL FUND	\$508.53
				LAPA	\$21.19
09-0246		\$4,058.44	10/26/2009	DA OFFICE	\$405.84
				GENERAL FUND	\$974.03
				INGLEWOOD PD	\$2,637.99
				LAPA	\$40.58
09-0247		\$2,617.62	10/9/2009	ARCADIA PD	\$1,701.45
				DA OFFICE	\$261.77
				GENERAL FUND	\$628.23
				LAPA	\$26.17
09-0261		\$1,000.17	10/9/2009	DA OFFICE	\$100.03
				GENERAL FUND	\$240.04
				LAPA	\$10.00
				REDONDO BEACH PD	\$650.10
09-0265		\$10,830.02	10/9/2009	DA OFFICE	\$1,083.00
				GENERAL FUND	\$2,599.21
				LAPA	\$108.30
				LOS ANGELES PD	\$7,039.51
09-0266		\$4,487.98	10/26/2009	DA OFFICE	\$448.80



State of California
ASSET FORFEITURE REPORT - 2009

Table 3

Admin Number	Docket Number	Amount Forfeited	Date Disbursed	Recipient	Amount Disbursed
				GENERAL FUND	\$1,077.12
				LAPA	\$44.88
				LOS ANGELES PD	\$2,917.18
09-0267	PA064729	\$1,293.41	12/2/2009	DA OFFICE	\$129.35
				GENERAL FUND	\$310.42
				LAPA	\$12.93
				LOS ANGELES PD	\$840.71
09-0268		\$2,494.74	10/9/2009	DA OFFICE	\$249.47
				GENERAL FUND	\$598.74
				LA IMPACT - GROUP 1	\$1,621.58
				LAPA	\$24.95
09-0276		\$2,296.83	10/26/2009	DA OFFICE	\$229.68
				GENERAL FUND	\$551.24
				LAPA	\$22.97
				LOS ANGELES PD	\$1,492.94
09-0279		\$3,126.90	12/2/2009	DA OFFICE	\$312.69
				GENERAL FUND	\$750.46
				LAPA	\$31.27
				LONG BEACH PD	\$2,032.48
09-0285		\$1,335.26	10/26/2009	DA OFFICE	\$133.54
				GENERAL FUND	\$320.46
				LAPA	\$13.35
				LOS ANGELES PD	\$867.91
09-0292		\$1,752.46	11/17/2009	DA OFFICE	\$175.25
				GENERAL FUND	\$420.59
				GLENDALE PD	\$1,139.10
				LAPA	\$17.52
09-0294	BS121671	\$36,280.05	11/17/2009	DA OFFICE	\$3,628.01
				GENERAL FUND	\$8,707.21
				LAPA	\$362.80
				LOS ANGELES PD	\$23,582.03
09-0296		\$4,718.69	10/9/2009	DA OFFICE	\$471.86
				GENERAL FUND	\$1,132.49
				LAPA	\$47.19
				LOS ANGELES CO SO	\$3,067.15
09-0317	BS121669	\$28,196.78	10/26/2009	DA OFFICE	\$2,819.67
				GENERAL FUND	\$6,767.23
				LAPA	\$281.97



State of California
ASSET FORFEITURE REPORT - 2009

Table 3

Admin Number	Docket Number	Amount Forfeited	Date Disbursed	Recipient	Amount Disbursed
09-0325	BS121672	\$34,590.46	11/17/2009	LOS ANGELES PD	\$18,327.91
				DA OFFICE	\$3,459.04
				GENERAL FUND	\$8,301.71
				LAPA	\$345.91
				SIGNAL HILL PD	\$22,483.80
09-0329	BS122028	\$47,422.71	12/14/2009	DA OFFICE	\$4,742.27
				GENERAL FUND	\$11,381.45
				LAPA	\$474.23
				LOS ANGELES PD	\$30,824.76
09-0338		\$1,182.04	12/24/2009	DA OFFICE	\$118.20
				GENERAL FUND	\$283.69
				LAPA	\$11.82
				LONG BEACH PD	\$768.33
09-0342	BS122299	\$21,818.58	11/17/2009	DA OFFICE	\$2,181.85
				GENERAL FUND	\$5,236.46
				LAPA	\$218.19
				LOS ANGELES PD	\$14,182.08
09-0347		\$5,025.75	12/2/2009	DA OFFICE	\$502.58
				GENERAL FUND	\$1,206.18
				LA IMPACT - GROUP 1	\$3,266.74
				LAPA	\$50.25
09-0370	BA359386	\$1,172.19	12/14/2009	DA OFFICE	\$117.22
				GENERAL FUND	\$281.33
				LAPA	\$11.72
				LOS ANGELES PD	\$761.92
09-0375	BA359097	\$815.45	11/17/2009	DA OFFICE	\$81.55
				GENERAL FUND	\$195.71
				LAPA	\$8.15
				LOS ANGELES PD	\$530.04
09-0395	BS122678	\$52,458.45	12/2/2009	DA OFFICE	\$5,245.85
				GENERAL FUND	\$12,590.03
				LAPA	\$524.58
				LOS ANGELES PD	\$34,097.99
09-0417	BS122932	\$39,740.75	12/2/2009	DA OFFICE	\$3,974.07
				GENERAL FUND	\$9,537.78
				INGLEWOOD PD	\$25,831.49
				LAPA	\$397.41



State of California
ASSET FORFEITURE REPORT - 2009

Table 3

Admin Number	Docket Number	Amount Forfeited	Date Disbursed	Recipient	Amount Disbursed
09-0453	LA063027	\$17,304.10	12/24/2009	DA OFFICE	\$1,730.41
				GENERAL FUND	\$4,152.98
				LAPA	\$173.04
				LOS ANGELES PD	\$11,247.67
98-0252	NA035986	\$11,277.19	10/26/2009	DA OFFICE	\$1,127.72
				GENERAL FUND	\$2,706.52
				LAPA	\$112.77
				LOS ANGELES PD	\$7,330.18
LOS ANGELES					\$8,123,279.44



State of California
ASSET FORFEITURE REPORT - 2009

Table 3

Admin Number	Docket Number	Amount Forfeited	Date Disbursed	Recipient	Amount Disbursed
MADERA					
MA03-0048		\$1,528.08	3/4/2009	15% - 11489	\$148.99
				CDA	\$15.27
				GENERAL FUND	\$366.74
				MADERA CO DA	\$152.81
				TF MADNET	\$844.27
MA05-0034		\$3,363.61	4/6/2009	15% - 11489	\$327.96
				CDA	\$33.64
				GENERAL FUND	\$807.24
				MADERA CO DA	\$336.37
				TF MADNET	\$1,858.40
MA06-0044		\$1,510.86	4/6/2009	15% - 11489	\$147.30
				CDA	\$15.11
				GENERAL FUND	\$362.61
				MADERA CO DA	\$151.09
				TF MADNET	\$834.75
MA06-0054		\$22,133.08	4/8/2009	15% - 11489	\$2,157.98
				CA DOJ-BNE FRESNO	\$4,076.17
				CDA	\$221.32
				GENERAL FUND	\$5,311.94
				MADERA CO DA	\$2,213.31
				TF MADNET	\$4,076.18
				TULARE CO SO	\$4,076.18
MA06-0069		\$13,059.08	3/3/2009	15% - 11489	\$1,273.26
				CDA	\$130.58
				GENERAL FUND	\$3,134.18
				MADERA CO DA	\$1,305.91
				TF MADNET	\$7,215.15
MA06-0092		\$714.02	4/6/2009	15% - 11489	\$69.62
				CDA	\$7.12
				GENERAL FUND	\$171.37
				MADERA CO DA	\$71.41
				TF MADNET	\$394.50
MA06-0095		\$2,269.02	4/7/2009	15% - 11489	\$221.23
				CDA	\$22.69
				GENERAL FUND	\$544.55
				MADERA CO DA	\$226.91
				TF MADNET	\$1,253.64
MA06-0110		\$1,086.02	4/7/2009	15% - 11489	\$105.89



State of California
ASSET FORFEITURE REPORT - 2009

Table 3

Admin Number	Docket Number	Amount Forfeited	Date Disbursed	Recipient	Amount Disbursed
				CDAA	\$10.86
				GENERAL FUND	\$260.63
				MADERA CO DA	\$108.61
				TF MADNET	\$600.03
MA06-0118		\$2,266.02	4/7/2009		
				15% - 11489	\$220.94
				CDAA	\$22.66
				GENERAL FUND	\$543.83
				MADERA CO DA	\$226.61
				TF MADNET	\$1,251.98
MA06-0147		\$456.40	4/7/2009		
				15% - 11489	\$44.50
				CDAA	\$4.57
				GENERAL FUND	\$109.52
				MADERA CO DA	\$45.64
				TF MADNET	\$252.17
MA07-0009		\$1,366.40	4/7/2009		
				15% - 11489	\$133.23
				CDAA	\$13.65
				GENERAL FUND	\$327.94
				MADERA CO DA	\$136.64
				TF MADNET	\$754.94
MA07-0022		\$636.40	3/3/2009		
				15% - 11489	\$62.05
				CDAA	\$6.37
				GENERAL FUND	\$152.74
				MADERA CO DA	\$63.62
				TF MADNET	\$351.62
MA07-0027		\$7,261.63	2/26/2009		
				15% - 11489	\$708.01
				CDAA	\$72.60
				GENERAL FUND	\$1,742.80
				MADERA CO DA	\$726.17
				TF MADNET	\$4,012.05
MA07-0031		\$1,536.40	4/7/2009		
				15% - 11489	\$149.80
				CDAA	\$15.37
				GENERAL FUND	\$368.74
				MADERA CO DA	\$153.62
				TF MADNET	\$848.87
MA07-0035		\$1,587.40	4/7/2009		
				15% - 11489	\$154.78
				CDAA	\$15.88
				GENERAL FUND	\$380.96
				MADERA CO DA	\$158.74
				TF MADNET	\$877.04



State of California
ASSET FORFEITURE REPORT - 2009

Table 3

Admin Number	Docket Number	Amount Forfeited	Date Disbursed	Recipient	Amount Disbursed
MA07-0044		\$5,199.71	4/7/2009	15% - 11489	\$506.98
				CDA A	\$52.00
				GENERAL FUND	\$1,247.91
				MADERA CO DA	\$519.98
				TF MADNET	\$2,872.84
MA07-0046		\$3,858.71	2/26/2009	15% - 11489	\$376.21
				CDA A	\$38.59
				GENERAL FUND	\$926.09
				MADERA CO DA	\$385.88
				TF MADNET	\$2,131.94
MA07-0055		\$599.71	4/7/2009	15% - 11489	\$58.48
				CDA A	\$6.00
				GENERAL FUND	\$143.91
				MADERA CO DA	\$59.98
				TF MADNET	\$331.34
MA07-0056		\$1,968.71	4/6/2009	15% - 11489	\$191.93
				CDA A	\$19.69
				GENERAL FUND	\$472.49
				MADERA CO DA	\$196.88
				TF MADNET	\$1,087.72
MA07-0058		\$650.71	4/7/2009	15% - 11489	\$63.45
				CDA A	\$6.51
				GENERAL FUND	\$156.17
				MADERA CO DA	\$65.06
				TF MADNET	\$359.52
MA07-0071		\$777.71	3/3/2009	15% - 11489	\$75.83
				CDA A	\$7.76
				GENERAL FUND	\$186.65
				MADERA CO DA	\$77.78
				TF MADNET	\$429.69
MA07-0072		\$1,972.71	3/3/2009	15% - 11489	\$192.34
				CDA A	\$19.73
				GENERAL FUND	\$473.43
				MADERA CO DA	\$197.28
				TF MADNET	\$1,089.93
MA07-0133		\$952.85	4/7/2009	15% - 11489	\$92.91
				CDA A	\$9.53
				GENERAL FUND	\$228.67
				MADERA CO DA	\$95.29



State of California
ASSET FORFEITURE REPORT - 2009

Table 3

Admin Number	Docket Number	Amount Forfeited	Date Disbursed	Recipient	Amount Disbursed
MA07-0135		\$1,500.85	4/7/2009	TF MADNET	\$526.45
				15% - 11489	\$146.32
				CDAA	\$15.01
				GENERAL FUND	\$360.21
				MADERA CO DA	\$150.09
MA07-0154		\$668.85	3/3/2009	TF MADNET	\$829.22
				15% - 11489	\$65.22
				CDAA	\$6.69
				GENERAL FUND	\$160.51
				MADERA CO DA	\$66.89
MA07-0160A		\$854.00	6/24/2009	TF MADNET	\$369.54
				15% - 11489	\$83.27
				CDAA	\$8.54
				GENERAL FUND	\$204.95
				MADERA CO DA	\$85.40
MA07-0160B		\$28,122.45	7/21/2009	TF MADNET	\$471.84
				15% - 11489	\$2,741.94
				CDAA	\$281.23
				GENERAL FUND	\$6,749.37
				MADERA CO DA	\$2,812.25
MA07-0165		\$16,775.08	4/7/2009	TF MADNET	\$15,537.66
				15% - 11489	\$1,635.57
				CDAA	\$167.75
				GENERAL FUND	\$4,026.02
				MADERA CO DA	\$1,677.50
MA08-0035		\$744.85	2/26/2009	TF MADNET	\$9,268.24
				15% - 11489	\$72.63
				CDAA	\$7.45
				GENERAL FUND	\$178.75
				MADERA CO DA	\$74.49
MA08-0043		\$2,819.44	3/4/2009	TF MADNET	\$411.53
				15% - 11489	\$274.90
				CDAA	\$28.20
				GENERAL FUND	\$676.67
				MADERA CO DA	\$281.93
MA08-0048		\$1,290.85	2/26/2009	TF MADNET	\$1,557.74
				15% - 11489	\$125.86
				CDAA	\$12.91
				GENERAL FUND	\$309.79



State of California
ASSET FORFEITURE REPORT - 2009

Table 3

Admin Number	Docket Number	Amount Forfeited	Date Disbursed	Recipient	Amount Disbursed
MA08-0055		\$1,181.85	3/3/2009	MADERA CO DA	\$129.09
				TF MADNET	\$713.20
				15% - 11489	\$115.23
				CDA A	\$11.82
				GENERAL FUND	\$283.63
MA08-0068		\$10,350.85	2/25/2009	MADERA CO DA	\$118.19
				TF MADNET	\$652.98
				15% - 11489	\$1,009.21
				CDA A	\$103.49
				GENERAL FUND	\$2,484.21
MA08-0080		\$1,549.85	3/3/2009	MADERA CO DA	\$1,035.09
				TF MADNET	\$5,718.85
				15% - 11489	\$151.11
				CDA A	\$15.50
				GENERAL FUND	\$371.97
MA08-0100		\$1,103.44	4/6/2009	MADERA CO DA	\$154.97
				TF MADNET	\$856.30
				15% - 11489	\$107.59
				CDA A	\$11.04
				GENERAL FUND	\$264.81
MA08-0113		\$749.44	3/3/2009	MADERA CO DA	\$110.35
				TF MADNET	\$609.65
				15% - 11489	\$73.07
				CDA A	\$7.50
				GENERAL FUND	\$179.87
MA08-0116		\$4,855.44	10/21/2009	MADERA CO DA	\$74.95
				TF MADNET	\$414.05
				15% - 11489	\$473.41
				CDA A	\$48.56
				GENERAL FUND	\$1,165.31
MA08-0121		\$10,300.44	3/3/2009	MADERA CO DA	\$485.53
				TF MADNET	\$2,682.63
				15% - 11489	\$1,004.30
				CDA A	\$103.01
				GENERAL FUND	\$2,472.11
MA08-0141		\$12,475.98	3/4/2009	MADERA CO DA	\$1,030.02
				TF MADNET	\$5,691.00
				15% - 11489	\$1,216.41
				CDA A	\$124.76



State of California
ASSET FORFEITURE REPORT - 2009

Table 3

Admin Number	Docket Number	Amount Forfeited	Date Disbursed	Recipient	Amount Disbursed
				GENERAL FUND	\$2,994.23
				MADERA CO DA	\$1,247.60
				TF MADNET	\$6,892.98
MA08-0148		\$964.98	2/26/2009		
				15% - 11489	\$94.09
				CDA A	\$9.65
				GENERAL FUND	\$231.58
				MADERA CO DA	\$96.50
				TF MADNET	\$533.16
MA08-0150		\$4,812.98	3/4/2009		
				15% - 11489	\$469.27
				CDA A	\$48.13
				GENERAL FUND	\$1,155.10
				MADERA CO DA	\$481.30
				TF MADNET	\$2,659.18
MA08-0169		\$3,473.98	2/26/2009		
				15% - 11489	\$338.70
				CDA A	\$34.74
				GENERAL FUND	\$833.76
				MADERA CO DA	\$347.40
				TF MADNET	\$1,919.38
MA08-0172		\$1,011.98	2/26/2009		
				15% - 11489	\$98.67
				CDA A	\$10.12
				GENERAL FUND	\$242.88
				MADERA CO DA	\$101.20
				TF MADNET	\$559.11
MA08-0174		\$790.08	4/7/2009		
				15% - 11489	\$77.04
				CDA A	\$7.90
				GENERAL FUND	\$189.62
				MADERA CO DA	\$79.00
				TF MADNET	\$436.52
MA09-0010		\$1,152.79	10/14/2009		
				15% - 11489	\$112.40
				CDA A	\$11.53
				GENERAL FUND	\$276.66
				MADERA CO DA	\$115.28
				TF MADNET	\$636.92
MA09-0023		\$1,282.79	10/14/2009		
				15% - 11489	\$125.08
				CDA A	\$12.83
				GENERAL FUND	\$307.85
				MADERA CO DA	\$128.28
				TF MADNET	\$708.75
MA09-0043		\$613.79	10/14/2009		
				15% - 11489	\$59.85



State of California
ASSET FORFEITURE REPORT - 2009

Table 3

Admin Number	Docket Number	Amount Forfeited	Date Disbursed	Recipient	Amount Disbursed
				CDA A	\$6.14
				GENERAL FUND	\$147.30
				MADERA CO DA	\$61.38
				TF MADNET	\$339.12
MA09-0044		\$2,958.65	10/13/2009	15% - 11489	\$288.45
				CDA A	\$29.59
				CDCR	\$1,634.66
				GENERAL FUND	\$710.08
				MADERA CO DA	\$295.87
MA09-0056		\$3,500.00	6/22/2009	15% - 11489	\$341.25
				CDA A	\$35.00
				CHP-FRESNO	\$290.07
				GENERAL FUND	\$840.00
				MADERA CO DA	\$350.00
				TF MADNET	\$821.84
				TF-FMTF FRSNO METH	\$821.84
MA09-0078		\$736.79	10/14/2009	15% - 11489	\$71.84
				CDA A	\$7.37
				GENERAL FUND	\$176.82
				MADERA CO DA	\$73.68
				TF MADNET	\$407.08
MA09-0084		\$554.79	10/14/2009	15% - 11489	\$54.10
				CDA A	\$5.55
				GENERAL FUND	\$133.13
				MADERA CO DA	\$55.48
				TF MADNET	\$306.53
MG06-0102		\$6,365.61	4/7/2009	15% - 11489	\$620.65
				CDA A	\$63.66
				GENERAL FUND	\$1,527.75
				MADERA CO DA	\$636.55
				TF MADNET	\$3,517.00
MG07-0070		\$769.85	4/6/2009	15% - 11489	\$75.06
				CDA A	\$7.70
				GENERAL FUND	\$184.77
				MADERA CO DA	\$76.99
				TF MADNET	\$425.33
MG07-0127		\$2,757.85	4/6/2009	15% - 11489	\$268.87
				CDA A	\$27.58
				GENERAL FUND	\$661.89
				MADERA CO DA	\$275.79



State of California
ASSET FORFEITURE REPORT - 2009

Table 3

Admin Number	Docket Number	Amount Forfeited	Date Disbursed	Recipient	Amount Disbursed
MG08-0216		\$3,016.79	10/14/2009	TF MADNET	\$1,523.72
				15% - 11489	\$294.14
				CDAA	\$30.17
				GENERAL FUND	\$724.02
				MADERA CO DA	\$301.68
				TF MADNET	\$1,666.78
MADERA					\$206,862.60



State of California
ASSET FORFEITURE REPORT - 2009

Table 3

Admin Number	Docket Number	Amount Forfeited	Date Disbursed	Recipient	Amount Disbursed
MARIN					
MC03-16-06	CV033361	\$32,551.02	10/23/2009	15% - 11489	\$3,173.72
				CDAA	\$325.51
				DA OFFICE	\$3,255.11
				GENERAL FUND	\$7,812.24
				TF MARIN CO MAJOR CRIME	\$17,984.44
MC04-16-02		\$26,920.28	10/23/2009	15% - 11489	\$2,624.73
				CDAA	\$269.20
				DA OFFICE	\$2,692.03
				GENERAL FUND	\$6,460.87
				TF MARIN CO MAJOR CRIME	\$14,873.45
MC05-16-04	CV061380	\$1,246.06	1/21/2009	15% - 11489	\$121.49
				CDAA	\$12.46
				DA OFFICE	\$124.61
				GENERAL FUND	\$299.05
				MARIN CO SO	\$688.45
MC05-16-08		\$20,792.28	10/23/2009	15% - 11489	\$2,027.25
				CDAA	\$207.92
				DA OFFICE	\$2,079.23
				GENERAL FUND	\$4,990.15
				TF MARIN CO MAJOR CRIME	\$11,487.73
MC06-16-05		\$9,769.70	5/21/2009	15% - 11489	\$952.55
				CDAA	\$97.70
				DA OFFICE	\$976.96
				GENERAL FUND	\$2,344.73
				TF MARIN CO MAJOR CRIME	\$5,397.76
MC06-16-07	SC149622	\$16,104.68	10/23/2009	15% - 11489	\$1,570.21
				CDAA	\$161.05
				DA OFFICE	\$1,610.46
				GENERAL FUND	\$3,865.12
				MARIN CO SO	\$8,897.84
MC07-16-05	CV075647	\$2,377.90	5/21/2009	15% - 11489	\$231.85
				CDAA	\$23.78
				DA OFFICE	\$237.78
				GENERAL FUND	\$570.70
				TF MARIN CO MAJOR CRIME	\$1,313.79
MC07-16-08	CV075645	\$4,600.52	1/21/2009	15% - 11489	\$448.55
				CDAA	\$46.01
				DA OFFICE	\$460.05



State of California
ASSET FORFEITURE REPORT - 2009

Table 3

Admin Number	Docket Number	Amount Forfeited	Date Disbursed	Recipient	Amount Disbursed
MC08-16-12		\$2,894.89	10/23/2009	GENERAL FUND	\$1,104.12
				TF MARIN CO MAJOR CRIME	\$2,541.79
				15% - 11489	\$282.25
				CDA A	\$28.95
				DA OFFICE	\$289.49
				GENERAL FUND	\$694.77
MC08-16-13		\$1,877.36	10/23/2009	TF MARIN CO MAJOR CRIME	\$1,599.43
				15% - 11489	\$183.04
				CDA A	\$18.77
				DA OFFICE	\$187.74
				GENERAL FUND	\$450.57
				TF MARIN CO MAJOR CRIME	\$1,037.24
MARIN					\$119,134.69



State of California
ASSET FORFEITURE REPORT - 2009

Table 3

Admin Number	Docket Number	Amount Forfeited	Date Disbursed	Recipient	Amount Disbursed
MENDOCINO					
05-SF-067C	MCSO	\$25,000.00	4/1/2009	AF OFFICER FUND	\$4,604.17
				CDA A	\$250.00
				DA OFFICE	\$2,500.00
				FORT BRAGG PD	\$1,151.04
				GENERAL FUND	\$6,000.00
				LEAA ED FUND 15%	\$2,437.50
				MENDOCINO CO SO	\$4,604.17
				MENDOCINO CO SO	\$1,151.04
				UKIAH PD	\$1,151.04
				WILLITS PD	\$1,151.04
06-SF-141	MCSO	\$8,444.39	3/31/2009	AF OFFICER FUND	\$1,555.18
				CDA A	\$84.44
				DA OFFICE	\$844.44
				FORT BRAGG PD	\$388.79
				GENERAL FUND	\$2,026.65
				LEAA ED FUND 15%	\$823.33
				MENDOCINO CO SO	\$1,555.19
				MENDOCINO CO SO	\$388.79
				UKIAH PD	\$388.79
				WILLITS PD	\$388.79
07-SF-032	F&G	\$6,250.00	7/15/2009	AF OFFICER FUND	\$1,151.04
				CDA A	\$62.50
				DA OFFICE	\$625.00
				FISH & GAME	\$1,151.04
				FORT BRAGG PD	\$287.76
				GENERAL FUND	\$1,500.00
				LEAA ED FUND 15%	\$609.38
				MENDOCINO CO SO	\$287.76
				UKIAH PD	\$287.76
				WILLITS PD	\$287.76
07-SF-052	MCSO	\$15,934.48	3/25/2009	AF OFFICER FUND	\$2,934.60
				CDA A	\$159.34
				DA OFFICE	\$1,593.45
				FORT BRAGG PD	\$733.65
				GENERAL FUND	\$3,824.28
				LEAA ED FUND 15%	\$1,553.61
				MENDOCINO CO SO	\$2,934.60
				MENDOCINO CO SO	\$733.65
				UKIAH PD	\$733.65
				WILLITS PD	\$733.65
07-SF-089C	COMMET	\$2,956.00	1/8/2009	AF OFFICER FUND	\$544.40



State of California
ASSET FORFEITURE REPORT - 2009

Table 3

Admin Number	Docket Number	Amount Forfeited	Date Disbursed	Recipient	Amount Disbursed
				CDA	\$29.56
				DA OFFICE	\$295.60
				FORT BRAGG PD	\$136.09
				GENERAL FUND	\$709.44
				LEAA ED FUND 15%	\$288.21
				MENDOCINO CO COMMET	\$544.40
				MENDOCINO CO SO	\$136.10
				UKIAH PD	\$136.10
				WILLITS PD	\$136.10
07-SF-101A	WPD	\$2,752.98	8/31/2009		
				AF OFFICER FUND	\$507.01
				CDA	\$27.53
				DA OFFICE	\$275.30
				FORT BRAGG PD	\$126.75
				GENERAL FUND	\$660.72
				LEAA ED FUND 15%	\$268.42
				MENDOCINO CO SO	\$126.75
				UKIAH PD	\$126.75
				WILLITS PD	\$507.00
				WILLITS PD	\$126.75
07-SF-104	TF	\$11,107.55	10/28/2009		
				AF OFFICER FUND	\$2,045.64
				CDA	\$111.08
				DA OFFICE	\$1,110.76
				FORT BRAGG PD	\$511.41
				GENERAL FUND	\$2,665.81
				LEAA ED FUND 15%	\$1,082.99
				MENDOCINO CO SO	\$511.41
				TF MENDOCINO CO NTF	\$2,045.63
				UKIAH PD	\$511.41
				WILLITS PD	\$511.41
07-SF-105	MCSO	\$3,346.00	7/24/2009		
				AF OFFICER FUND	\$616.21
				CDA	\$33.46
				DA OFFICE	\$334.60
				FORT BRAGG PD	\$154.06
				GENERAL FUND	\$803.04
				LEAA ED FUND 15%	\$326.24
				MENDOCINO CO SO	\$616.21
				MENDOCINO CO SO	\$154.06
				UKIAH PD	\$154.06
				WILLITS PD	\$154.06
08-SF-006B	MCSO	\$14,750.00	2/26/2009		
				AF OFFICER FUND	\$2,716.46
				CDA	\$147.50
				DA OFFICE	\$1,475.00
				FORT BRAGG PD	\$679.11



State of California
ASSET FORFEITURE REPORT - 2009

Table 3

Admin Number	Docket Number	Amount Forfeited	Date Disbursed	Recipient	Amount Disbursed
				GENERAL FUND	\$3,540.00
				LEAA ED FUND 15%	\$1,438.13
				MENDOCINO CO SO	\$2,716.47
				MENDOCINO CO SO	\$679.11
				UKIAH PD	\$679.11
				WILLITS PD	\$679.11
08-SF-006C	MCSO	\$4,825.00	8/26/2009		
				AF OFFICER FUND	\$888.60
				CDA A	\$48.25
				DA OFFICE	\$482.50
				FORT BRAGG PD	\$222.15
				GENERAL FUND	\$1,158.00
				LEAA ED FUND 15%	\$470.44
				MENDOCINO CO SO	\$888.61
				MENDOCINO CO SO	\$222.15
				UKIAH PD	\$222.15
				WILLITS PD	\$222.15
08-SF-011	MCSO	\$2,166.10	2/26/2009		
				AF OFFICER FUND	\$398.93
				CDA A	\$21.66
				DA OFFICE	\$216.61
				FORT BRAGG PD	\$99.73
				GENERAL FUND	\$519.86
				LEAA ED FUND 15%	\$211.19
				MENDOCINO CO SO	\$398.93
				MENDOCINO CO SO	\$99.73
				UKIAH PD	\$99.73
				WILLITS PD	\$99.73
08-SF-034A	TF	\$5,311.26	7/10/2009		
				AF OFFICER FUND	\$978.15
				CDA A	\$53.11
				DA OFFICE	\$531.13
				FORT BRAGG PD	\$244.54
				GENERAL FUND	\$1,274.70
				LEAA ED FUND 15%	\$517.85
				MENDOCINO CO SO	\$244.54
				TF MENDOCINO CO NTF	\$978.16
				UKIAH PD	\$244.54
				WILLITS PD	\$244.54
08-SF-039	COMMET	\$3,067.00	2/26/2009		
				AF OFFICER FUND	\$564.84
				CDA A	\$30.67
				DA OFFICE	\$306.70
				FORT BRAGG PD	\$141.21
				GENERAL FUND	\$736.08
				LEAA ED FUND 15%	\$299.03
				MENDOCINO CO COMMET	\$564.84



State of California
ASSET FORFEITURE REPORT - 2009

Table 3

Admin Number	Docket Number	Amount Forfeited	Date Disbursed	Recipient	Amount Disbursed
				MENDOCINO CO SO	\$141.21
				UKIAH PD	\$141.21
				WILLITS PD	\$141.21
08-SF-047B	TF	\$1,975.00	2/26/2009		
				AF OFFICER FUND	\$363.73
				CDA A	\$19.75
				DA OFFICE	\$197.50
				FORT BRAGG PD	\$90.93
				GENERAL FUND	\$474.00
				LEAA ED FUND 15%	\$192.56
				MENDOCINO CO SO	\$90.93
				TF MENDOCINO CO NTF	\$363.74
				UKIAH PD	\$90.93
				WILLITS PD	\$90.93
08-SF-050	TF	\$1,067.60	1/12/2009		
				AF OFFICER FUND	\$196.62
				CDA A	\$10.68
				DA OFFICE	\$106.76
				GENERAL FUND	\$256.22
				LEAA ED FUND 15%	\$104.09
				MENDOCINO CO COMMET	\$98.31
				TF MENDOCINO CO NTF	\$294.92
08-SF-059A	TF	\$1,134.60	4/20/2009		
				AF OFFICER FUND	\$208.96
				CDA A	\$11.35
				CHP-GARBERVILLE	\$104.48
				DA OFFICE	\$113.46
				GENERAL FUND	\$272.30
				LEAA ED FUND 15%	\$110.62
				MENDOCINO CO COMMET	\$104.47
				TF MENDOCINO CO NTF	\$208.96
08-SF-060	TF	\$1,787.60	1/13/2009		
				AF OFFICER FUND	\$329.22
				CDA A	\$17.88
				DA OFFICE	\$178.76
				GENERAL FUND	\$429.02
				LEAA ED FUND 15%	\$174.29
				MENDOCINO CO COMMET	\$164.61
				TF MENDOCINO CO NTF	\$493.82
08-SF-062C	TF	\$7,825.00	7/9/2009		
				AF OFFICER FUND	\$1,441.10
				CDA A	\$78.25
				DA OFFICE	\$782.50
				FORT BRAGG PD	\$360.28
				GENERAL FUND	\$1,878.00
				LEAA ED FUND 15%	\$762.94
				MENDOCINO CO SO	\$360.28



State of California
ASSET FORFEITURE REPORT - 2009

Table 3

Admin Number	Docket Number	Amount Forfeited	Date Disbursed	Recipient	Amount Disbursed
				TF MENDOCINO CO NTF	\$1,441.09
				UKIAH PD	\$360.28
				WILLITS PD	\$360.28
08-SF-072	TF	\$42,479.38	3/10/2009		
				AF OFFICER FUND	\$7,823.30
				CDA A	\$424.79
				CHP-GARBERVILLE	\$3,911.64
				DA OFFICE	\$4,247.94
				FORT BRAGG PD	\$1,955.82
				GENERAL FUND	\$10,195.05
				LEAA ED FUND 15%	\$4,141.74
				MENDOCINO CO SO	\$1,955.82
				TF MENDOCINO CO NTF	\$3,911.64
				UKIAH PD	\$1,955.82
				WILLITS PD	\$1,955.82
08-SF-074	TF	\$2,042.38	4/1/2009		
				AF OFFICER FUND	\$376.15
				CDA A	\$20.42
				DA OFFICE	\$204.24
				FORT BRAGG PD	\$94.03
				GENERAL FUND	\$490.17
				LEAA ED FUND 15%	\$199.13
				MENDOCINO CO SO	\$94.03
				TF MENDOCINO CO NTF	\$376.15
				UKIAH PD	\$94.03
				WILLITS PD	\$94.03
08-SF-080	UPD	\$5,860.80	2/2/2009		
				AF OFFICER FUND	\$1,079.36
				CDA A	\$58.61
				DA OFFICE	\$586.08
				FORT BRAGG PD	\$269.84
				GENERAL FUND	\$1,406.59
				LEAA ED FUND 15%	\$571.43
				MENDOCINO CO SO	\$269.84
				UKIAH PD	\$1,079.37
				UKIAH PD	\$269.84
				WILLITS PD	\$269.84
08-SF-089	TF	\$96,950.50	8/31/2009		
				AF OFFICER FUND	\$17,855.05
				CDA A	\$969.51
				DA OFFICE	\$9,695.05
				FORT BRAGG PD	\$4,463.76
				GENERAL FUND	\$23,268.12
				LEAA ED FUND 15%	\$9,452.67
				MENDOCINO CO SO	\$8,927.53
				MENDOCINO CO SO	\$4,463.76
				TF MENDOCINO CO NTF	\$8,927.53



State of California
ASSET FORFEITURE REPORT - 2009

Table 3

Admin Number	Docket Number	Amount Forfeited	Date Disbursed	Recipient	Amount Disbursed
08-SF-091B	TF	\$8,489.56	12/14/2009	UKIAH PD	\$4,463.76
				WILLITS PD	\$4,463.76
				AF OFFICER FUND	\$1,563.50
				CDA A	\$84.90
				DA OFFICE	\$848.96
				FORT BRAGG PD	\$390.87
				GENERAL FUND	\$2,037.49
				LEAA ED FUND 15%	\$827.73
				MENDOCINO CO SO	\$390.87
				TF MENDOCINO CO NTF	\$1,563.50
08-SF-091C	TF	\$460.54	12/14/2009	UKIAH PD	\$390.87
				WILLITS PD	\$390.87
				AF OFFICER FUND	\$84.82
				CDA A	\$4.61
				DA OFFICE	\$46.05
				GENERAL FUND	\$110.53
				LEAA ED FUND 15%	\$44.90
				MENDOCINO CO COMMET	\$42.40
				TF MENDOCINO CO NTF	\$127.23
				08-SF-091D	TF
CDA A	\$36.98				
DA OFFICE	\$369.83				
FORT BRAGG PD	\$170.27				
GENERAL FUND	\$887.58				
LEAA ED FUND 15%	\$360.58				
MENDOCINO CO SO	\$170.27				
TF MENDOCINO CO NTF	\$681.11				
UKIAH PD	\$170.27				
WILLITS PD	\$170.27				
08-SF-091E	TF	\$8,007.44	12/14/2009	AF OFFICER FUND	\$1,474.69
				CDA A	\$80.07
				DA OFFICE	\$800.74
				FORT BRAGG PD	\$368.68
				GENERAL FUND	\$1,921.79
				LEAA ED FUND 15%	\$780.73
				MENDOCINO CO SO	\$368.68
				TF MENDOCINO CO NTF	\$1,474.70
				UKIAH PD	\$368.68
				WILLITS PD	\$368.68
08-SF-093A	WPD	\$74,824.80	8/31/2009	AF OFFICER FUND	\$13,780.23
				CDA A	\$748.25
				DA OFFICE	\$7,482.48



State of California
ASSET FORFEITURE REPORT - 2009

Table 3

Admin Number	Docket Number	Amount Forfeited	Date Disbursed	Recipient	Amount Disbursed
				FORT BRAGG PD	\$3,445.06
				GENERAL FUND	\$17,957.95
				LEAA ED FUND 15%	\$7,295.42
				MENDOCINO CO SO	\$3,445.06
				UKIAH PD	\$3,445.06
				WILLITS PD	\$13,780.23
				WILLITS PD	\$3,445.06
08-SF-094	MCDA/MCSO	\$14,064.64	11/16/2009		
				AF OFFICER FUND	\$2,590.24
				CDAA	\$140.65
				DA OFFICE	\$1,406.46
				FORT BRAGG PD	\$647.56
				GENERAL FUND	\$3,375.51
				LEAA ED FUND 15%	\$1,371.30
				MENDOCINO CO SO	\$2,590.24
				MENDOCINO CO SO	\$647.56
				UKIAH PD	\$647.56
				WILLITS PD	\$647.56
08-SF-098	TF	\$5,294.36	7/24/2009		
				AF OFFICER FUND	\$975.05
				CDAA	\$52.94
				CHP-UKIAH	\$487.52
				DA OFFICE	\$529.44
				FORT BRAGG PD	\$243.76
				GENERAL FUND	\$1,270.65
				LEAA ED FUND 15%	\$516.20
				MENDOCINO CO SO	\$243.76
				TF MENDOCINO CO NTF	\$487.52
				UKIAH PD	\$243.76
				WILLITS PD	\$243.76
08-SF-104	BLM	\$4,011.86	6/2/2009		
				AF OFFICER FUND	\$738.85
				CDAA	\$40.12
				DA OFFICE	\$401.19
				FORT BRAGG PD	\$184.71
				GENERAL FUND	\$962.85
				LEAA ED FUND 15%	\$391.16
				MENDOCINO CO SO	\$184.71
				UKIAH PD	\$184.71
				US BLM	\$738.85
				WILLITS PD	\$184.71
08-SF-107	MCSO/DA	\$20,636.04	7/24/2009		
				AF OFFICER FUND	\$3,800.47
				AF OFFICER FUND	\$1,900.24
				CDAA	\$206.36
				DA OFFICE	\$2,063.60
				FORT BRAGG PD	\$950.12



State of California
ASSET FORFEITURE REPORT - 2009

Table 3

Admin Number	Docket Number	Amount Forfeited	Date Disbursed	Recipient	Amount Disbursed
				GENERAL FUND	\$4,952.65
				LEAA ED FUND 15%	\$2,012.01
				MENDOCINO CO SO	\$1,900.23
				MENDOCINO CO SO	\$950.12
				UKIAH PD	\$950.12
				WILLITS PD	\$950.12
08-SF-114	MCSO	\$1,123.45	2/3/2009		
				AF OFFICER FUND	\$206.90
				CDA A	\$11.23
				DA OFFICE	\$112.35
				GENERAL FUND	\$269.63
				LEAA ED FUND 15%	\$109.54
				MENDOCINO CO COMMET	\$103.45
				MENDOCINO CO SO	\$206.90
				TF MENDOCINO CO NTF	\$103.45
08-SF-119	MCSO	\$3,455.45	10/19/2009		
				AF OFFICER FUND	\$636.38
				CDA A	\$34.55
				DA OFFICE	\$345.55
				FORT BRAGG PD	\$159.09
				GENERAL FUND	\$829.31
				LEAA ED FUND 15%	\$336.91
				MENDOCINO CO SO	\$636.38
				MENDOCINO CO SO	\$159.10
				UKIAH PD	\$159.09
				WILLITS PD	\$159.09
08-SF-120A	TF	\$24,760.40	12/14/2009		
				AF OFFICER FUND	\$4,560.04
				CDA A	\$247.60
				DA OFFICE	\$2,476.04
				FORT BRAGG PD	\$1,140.01
				GENERAL FUND	\$5,942.50
				LEAA ED FUND 15%	\$2,414.14
				MENDOCINO CO SO	\$1,140.01
				TF MENDOCINO CO NTF	\$4,560.04
				UKIAH PD	\$1,140.01
				WILLITS PD	\$1,140.01
08-SF-121	TF	\$982.40	4/7/2009		
				AF OFFICER FUND	\$180.93
				CDA A	\$9.82
				DA OFFICE	\$98.24
				GENERAL FUND	\$235.78
				LEAA ED FUND 15%	\$95.78
				MENDOCINO CO COMMET	\$90.46
				TF MENDOCINO CO NTF	\$271.39
08-SF-124	MCSO	\$35,960.40	3/12/2009		
				AF OFFICER FUND	\$6,622.71



State of California
ASSET FORFEITURE REPORT - 2009

Table 3

Admin Number	Docket Number	Amount Forfeited	Date Disbursed	Recipient	Amount Disbursed
				CDA A	\$359.60
				DA OFFICE	\$3,596.04
				FORT BRAGG PD	\$1,655.68
				GENERAL FUND	\$8,630.50
				LEAA ED FUND 15%	\$3,506.14
				MENDOCINO CO SO	\$6,622.69
				MENDOCINO CO SO	\$1,655.68
				UKIAH PD	\$1,655.68
				WILLITS PD	\$1,655.68
08-SF-125	MCSO	\$1,260.40	12/22/2009		
				AF OFFICER FUND	\$232.12
				CDA A	\$12.60
				DA OFFICE	\$126.04
				GENERAL FUND	\$302.50
				LEAA ED FUND 15%	\$122.89
				MENDOCINO CO COMMET	\$116.06
				MENDOCINO CO SO	\$232.13
				TF MENDOCINO CO NTF	\$116.06
08-SF-126	TF	\$2,380.65	5/18/2009		
				AF OFFICER FUND	\$438.43
				CDA A	\$23.81
				DA OFFICE	\$238.07
				FORT BRAGG PD	\$109.61
				GENERAL FUND	\$571.36
				LEAA ED FUND 15%	\$232.11
				MENDOCINO CO SO	\$109.61
				TF MENDOCINO CO NTF	\$438.43
				UKIAH PD	\$109.61
				WILLITS PD	\$109.61
08-SF-128	MCSO	\$890.40	4/1/2009		
				AF OFFICER FUND	\$163.98
				CDA A	\$8.90
				DA OFFICE	\$89.04
				GENERAL FUND	\$213.70
				LEAA ED FUND 15%	\$86.81
				MENDOCINO CO COMMET	\$81.99
				MENDOCINO CO SO	\$163.99
				TF MENDOCINO CO NTF	\$81.99
08-SF-129	MCSO	\$105,704.28	12/1/2009		
				AF OFFICER FUND	\$19,467.21
				CDA A	\$1,057.04
				DA OFFICE	\$10,570.43
				FORT BRAGG PD	\$4,866.80
				GENERAL FUND	\$25,369.03
				LEAA ED FUND 15%	\$10,306.17
				MENDOCINO CO SO	\$19,467.20
				MENDOCINO CO SO	\$4,866.80



State of California
ASSET FORFEITURE REPORT - 2009

Table 3

Admin Number	Docket Number	Amount Forfeited	Date Disbursed	Recipient	Amount Disbursed
				UKIAH PD	\$4,866.80
				WILLITS PD	\$4,866.80
08-SF-130	BLM	\$958.20	6/2/2009		
				AF OFFICER FUND	\$176.47
				CDA A	\$9.58
				DA OFFICE	\$95.82
				GENERAL FUND	\$229.97
				LEAA ED FUND 15%	\$93.42
				MENDOCINO CO COMMET	\$88.24
				TF MENDOCINO CO NTF	\$88.23
				US BLM	\$176.47
08-SF-131	MCSO	\$4,458.20	1/13/2009		
				AF OFFICER FUND	\$821.06
				CDA A	\$44.58
				DA OFFICE	\$445.82
				FORT BRAGG PD	\$205.26
				GENERAL FUND	\$1,069.97
				LEAA ED FUND 15%	\$434.67
				MENDOCINO CO SO	\$821.06
				MENDOCINO CO SO	\$205.26
				UKIAH PD	\$205.26
				WILLITS PD	\$205.26
08-SF-137	TF	\$828.20	4/30/2009		
				AF OFFICER FUND	\$152.53
				CDA A	\$8.28
				DA OFFICE	\$82.82
				GENERAL FUND	\$198.77
				LEAA ED FUND 15%	\$80.75
				MENDOCINO CO COMMET	\$76.26
				TF MENDOCINO CO NTF	\$228.79
08-SF-138	MCSO/DA	\$3,573.20	5/27/2009		
				AF OFFICER FUND	\$658.06
				CDA A	\$35.73
				DA OFFICE	\$357.32
				FORT BRAGG PD	\$164.52
				GENERAL FUND	\$857.57
				LEAA ED FUND 15%	\$348.39
				MENDOCINO CO SO	\$658.05
				MENDOCINO CO SO	\$164.52
				UKIAH PD	\$164.52
				WILLITS PD	\$164.52
08-SF-139	TF/CHP	\$5,758.20	2/5/2009		
				AF OFFICER FUND	\$1,060.47
				CDA A	\$57.58
				CHP-UKIAH	\$530.23
				DA OFFICE	\$575.82
				FORT BRAGG PD	\$265.12



State of California
ASSET FORFEITURE REPORT - 2009

Table 3

Admin Number	Docket Number	Amount Forfeited	Date Disbursed	Recipient	Amount Disbursed
				GENERAL FUND	\$1,381.97
				LEAA ED FUND 15%	\$561.42
				MENDOCINO CO SO	\$265.12
				TF MENDOCINO CO NTF	\$530.23
				UKIAH PD	\$265.12
				WILLITS PD	\$265.12
08-SF-143	WPD	\$9,964.64	4/30/2009		
				AF OFFICER FUND	\$1,835.15
				CDA A	\$99.65
				DA OFFICE	\$996.46
				FORT BRAGG PD	\$458.79
				GENERAL FUND	\$2,391.51
				LEAA ED FUND 15%	\$971.55
				MENDOCINO CO SO	\$458.79
				UKIAH PD	\$458.79
				WILLITS PD	\$1,835.16
				WILLITS PD	\$458.79
08-SF-145	MCSO/DA	\$6,684.64	3/11/2009		
				AF OFFICER FUND	\$1,231.09
				CDA A	\$66.85
				DA OFFICE	\$668.46
				FORT BRAGG PD	\$307.77
				GENERAL FUND	\$1,604.31
				LEAA ED FUND 15%	\$651.75
				MENDOCINO CO SO	\$1,231.10
				MENDOCINO CO SO	\$307.77
				UKIAH PD	\$307.77
				WILLITS PD	\$307.77
08-SF-149	MCSO	\$6,341.64	2/3/2009		
				AF OFFICER FUND	\$1,167.92
				CDA A	\$63.42
				DA OFFICE	\$634.16
				FORT BRAGG PD	\$291.98
				GENERAL FUND	\$1,521.99
				LEAA ED FUND 15%	\$618.31
				MENDOCINO CO SO	\$1,167.92
				MENDOCINO CO SO	\$291.98
				UKIAH PD	\$291.98
				WILLITS PD	\$291.98
08-SF-150	MCSO	\$2,534.64	6/24/2009		
				AF OFFICER FUND	\$466.79
				CDA A	\$25.35
				DA OFFICE	\$253.46
				FORT BRAGG PD	\$116.70
				GENERAL FUND	\$608.31
				LEAA ED FUND 15%	\$247.13
				MENDOCINO CO SO	\$466.80



State of California
ASSET FORFEITURE REPORT - 2009

Table 3

Admin Number	Docket Number	Amount Forfeited	Date Disbursed	Recipient	Amount Disbursed
				MENDOCINO CO SO	\$116.70
				UKIAH PD	\$116.70
				WILLITS PD	\$116.70
08-SF-151	TF	\$2,391.10	6/1/2009		
				AF OFFICER FUND	\$440.36
				CDA A	\$23.91
				DA OFFICE	\$239.11
				FORT BRAGG PD	\$110.09
				GENERAL FUND	\$573.86
				LEAA ED FUND 15%	\$233.13
				MENDOCINO CO SO	\$110.09
				TF MENDOCINO CO NTF	\$440.37
				UKIAH PD	\$110.09
				WILLITS PD	\$110.09
08-SF-152	MCSO	\$691.10	9/3/2009		
				AF OFFICER FUND	\$127.28
				CDA A	\$6.91
				DA OFFICE	\$69.11
				GENERAL FUND	\$165.86
				LEAA ED FUND 15%	\$67.38
				MENDOCINO CO COMMET	\$63.64
				MENDOCINO CO SO	\$127.28
				TF MENDOCINO CO NTF	\$63.64
08-SF-153	TF	\$3,054.74	3/2/2009		
				AF OFFICER FUND	\$562.57
				CDA A	\$30.55
				DA OFFICE	\$305.47
				FORT BRAGG PD	\$140.65
				GENERAL FUND	\$733.14
				LEAA ED FUND 15%	\$297.84
				MENDOCINO CO SO	\$140.65
				TF MENDOCINO CO NTF	\$562.57
				UKIAH PD	\$140.65
				WILLITS PD	\$140.65
08-SF-154	UPD	\$996.74	2/12/2009		
				AF OFFICER FUND	\$183.57
				CDA A	\$9.97
				DA OFFICE	\$99.67
				GENERAL FUND	\$239.22
				LEAA ED FUND 15%	\$97.18
				MENDOCINO CO COMMET	\$91.78
				TF MENDOCINO CO NTF	\$91.78
				UKIAH PD	\$183.57
08-SF-157	UPD	\$2,277.74	7/20/2009		
				AF OFFICER FUND	\$419.48
				CDA A	\$22.78
				DA OFFICE	\$227.77



State of California
ASSET FORFEITURE REPORT - 2009

Table 3

Admin Number	Docket Number	Amount Forfeited	Date Disbursed	Recipient	Amount Disbursed
				FORT BRAGG PD	\$104.87
				GENERAL FUND	\$546.66
				LEAA ED FUND 15%	\$222.08
				MENDOCINO CO SO	\$104.87
				UKIAH PD	\$419.49
				UKIAH PD	\$104.87
				WILLITS PD	\$104.87
08-SF-158	MCSO	\$25,856.84	6/8/2009		
				AF OFFICER FUND	\$4,761.97
				CDA A	\$258.57
				DA OFFICE	\$2,585.68
				FORT BRAGG PD	\$1,190.49
				GENERAL FUND	\$6,205.64
				LEAA ED FUND 15%	\$2,521.04
				MENDOCINO CO SO	\$4,761.98
				MENDOCINO CO SO	\$1,190.49
				UKIAH PD	\$1,190.49
				WILLITS PD	\$1,190.49
08-SF-159	TF	\$1,554.74	8/25/2009		
				AF OFFICER FUND	\$286.33
				CDA A	\$15.55
				DA OFFICE	\$155.47
				GENERAL FUND	\$373.14
				LEAA ED FUND 15%	\$151.59
				MENDOCINO CO COMMET	\$143.16
				TF MENDOCINO CO NTF	\$429.50
09-SF-001	TF	\$1,938.65	3/31/2009		
				AF OFFICER FUND	\$357.03
				CDA A	\$19.39
				DA OFFICE	\$193.87
				FORT BRAGG PD	\$89.26
				GENERAL FUND	\$465.28
				LEAA ED FUND 15%	\$189.02
				MENDOCINO CO SO	\$178.51
				MENDOCINO CO SO	\$89.26
				TF MENDOCINO CO NTF	\$178.51
				UKIAH PD	\$89.26
				WILLITS PD	\$89.26
09-SF-002	TF	\$1,900.65	4/2/2009		
				AF OFFICER FUND	\$350.03
				CDA A	\$19.01
				DA OFFICE	\$190.07
				FORT BRAGG PD	\$87.51
				GENERAL FUND	\$456.16
				LEAA ED FUND 15%	\$185.31
				MENDOCINO CO SO	\$87.51
				TF MENDOCINO CO NTF	\$350.03



State of California
ASSET FORFEITURE REPORT - 2009

Table 3

Admin Number	Docket Number	Amount Forfeited	Date Disbursed	Recipient	Amount Disbursed
09-SF-003	TF	\$238.65	4/2/2009	UKIAH PD	\$87.51
				WILLITS PD	\$87.51
				AF OFFICER FUND	\$43.95
				CDA A	\$2.39
				DA OFFICE	\$23.87
				GENERAL FUND	\$57.28
				LEAA ED FUND 15%	\$23.27
				MENDOCINO CO COMMET	\$21.97
09-SF-004	TF	\$1,010.65	4/2/2009	TF MENDOCINO CO NTF	\$65.92
				AF OFFICER FUND	\$186.13
				CDA A	\$10.11
				DA OFFICE	\$101.07
				GENERAL FUND	\$242.56
				LEAA ED FUND 15%	\$98.54
				MENDOCINO CO COMMET	\$93.05
				TF MENDOCINO CO NTF	\$279.19
09-SF-006	WPD	\$2,561.65	4/2/2009	AF OFFICER FUND	\$471.77
				CDA A	\$25.62
				DA OFFICE	\$256.17
				FORT BRAGG PD	\$117.94
				GENERAL FUND	\$614.80
				LEAA ED FUND 15%	\$249.76
				MENDOCINO CO SO	\$117.94
				UKIAH PD	\$117.94
				WILLITS PD	\$471.77
				WILLITS PD	\$117.94
09-SF-009	TF	\$4,829.56	4/7/2009	AF OFFICER FUND	\$889.44
				CDA A	\$48.30
				DA OFFICE	\$482.96
				FORT BRAGG PD	\$222.36
				GENERAL FUND	\$1,159.09
				LEAA ED FUND 15%	\$470.88
				MENDOCINO CO SO	\$222.36
				TF MENDOCINO CO NTF	\$889.45
				UKIAH PD	\$222.36
				WILLITS PD	\$222.36
09-SF-010	TF/CHP	\$4,944.56	4/9/2009	AF OFFICER FUND	\$910.61
				CDA A	\$49.45
				CHP-UKIAH	\$455.31
				DA OFFICE	\$494.46
				FORT BRAGG PD	\$227.66
				GENERAL FUND	\$1,186.69



State of California
ASSET FORFEITURE REPORT - 2009

Table 3

Admin Number	Docket Number	Amount Forfeited	Date Disbursed	Recipient	Amount Disbursed
				LEAA ED FUND 15%	\$482.09
				MENDOCINO CO SO	\$227.66
				TF MENDOCINO CO NTF	\$455.31
				UKIAH PD	\$227.66
				WILLITS PD	\$227.66
09-SF-011A	CHP/TF	\$9,684.56	7/27/2009		
				AF OFFICER FUND	\$1,783.57
				CDA A	\$96.85
				CHP-GARBERVILLE	\$891.79
				DA OFFICE	\$968.46
				FORT BRAGG PD	\$445.89
				GENERAL FUND	\$2,324.29
				LEAA ED FUND 15%	\$944.24
				MENDOCINO CO SO	\$445.89
				TF MENDOCINO CO NTF	\$891.80
				UKIAH PD	\$445.89
				WILLITS PD	\$445.89
09-SF-012A	TF/WPD	\$2,754.56	5/7/2009		
				AF OFFICER FUND	\$507.30
				CDA A	\$27.55
				DA OFFICE	\$275.46
				FORT BRAGG PD	\$126.82
				GENERAL FUND	\$661.09
				LEAA ED FUND 15%	\$268.57
				MENDOCINO CO SO	\$126.82
				TF MENDOCINO CO NTF	\$507.31
				UKIAH PD	\$126.82
				WILLITS PD	\$126.82
09-SF-013	MCSO	\$32,885.48	9/15/2009		
				AF OFFICER FUND	\$6,056.41
				CDA A	\$328.85
				DA OFFICE	\$3,288.55
				GENERAL FUND	\$7,892.52
				LEAA ED FUND 15%	\$3,206.33
				MENDOCINO CO SO	\$6,056.42
				MENDOCINO CO SO	\$1,514.10
				UKIAH PD	\$1,514.10
				WILLITS PD	\$1,514.10
				WILLITS PD	\$1,514.10
09-SF-014	MCSO	\$36,311.10	7/13/2009		
				AF OFFICER FUND	\$6,687.29
				CDA A	\$363.11
				DA OFFICE	\$3,631.11
				FORT BRAGG PD	\$1,671.83
				GENERAL FUND	\$8,714.66
				LEAA ED FUND 15%	\$3,540.33
				MENDOCINO CO SO	\$6,687.29



State of California
ASSET FORFEITURE REPORT - 2009

Table 3

Admin Number	Docket Number	Amount Forfeited	Date Disbursed	Recipient	Amount Disbursed
09-SF-017	MCSO	\$5,751.91	7/13/2009	MENDOCINO CO SO	\$1,671.82
				UKIAH PD	\$1,671.83
				WILLITS PD	\$1,671.83
				AF OFFICER FUND	\$1,059.31
				CDA A	\$57.52
				DA OFFICE	\$575.19
				FORT BRAGG PD	\$264.83
				GENERAL FUND	\$1,380.46
				LEAA ED FUND 15%	\$560.81
				MENDOCINO CO SO	\$1,059.31
09-SF-018	MCSO	\$3,281.91	8/4/2009	MENDOCINO CO SO	\$264.82
				UKIAH PD	\$264.83
				WILLITS PD	\$264.83
				AF OFFICER FUND	\$604.42
				CDA A	\$32.82
				DA OFFICE	\$328.19
				FORT BRAGG PD	\$151.10
				GENERAL FUND	\$787.66
				LEAA ED FUND 15%	\$319.99
				MENDOCINO CO SO	\$604.43
09-SF-019	TF	\$161.91	5/4/2009	MENDOCINO CO SO	\$151.10
				UKIAH PD	\$151.10
				WILLITS PD	\$151.10
				AF OFFICER FUND	\$29.82
				CDA A	\$1.62
				DA OFFICE	\$16.19
				GENERAL FUND	\$38.86
				LEAA ED FUND 15%	\$15.79
				MENDOCINO CO COMMET	\$14.91
				MENDOCINO CO SO	\$14.91
09-SF-022	TF	\$3,645.21	9/3/2009	TF MENDOCINO CO NTF	\$29.81
				AF OFFICER FUND	\$671.33
				CDA A	\$36.45
				DA OFFICE	\$364.52
				FORT BRAGG PD	\$167.83
				GENERAL FUND	\$874.85
				LEAA ED FUND 15%	\$355.41
				MENDOCINO CO SO	\$167.83
				TF MENDOCINO CO NTF	\$671.33
				UKIAH PD	\$167.83
09-SF-023	COMMET	\$9,093.61	6/9/2009	WILLITS PD	\$167.83
				AF OFFICER FUND	\$1,674.74



State of California
ASSET FORFEITURE REPORT - 2009

Table 3

Admin Number	Docket Number	Amount Forfeited	Date Disbursed	Recipient	Amount Disbursed
				CDA	\$90.94
				DA OFFICE	\$909.36
				FORT BRAGG PD	\$418.68
				GENERAL FUND	\$2,182.47
				LEAA ED FUND 15%	\$886.63
				MENDOCINO CO COMMET	\$1,674.75
				MENDOCINO CO SO	\$418.68
				UKIAH PD	\$418.68
				WILLITS PD	\$418.68
09-SF-025	MCSO	\$12,998.20	6/18/2009		
				AF OFFICER FUND	\$2,393.84
				CDA	\$129.98
				DA OFFICE	\$1,299.82
				FORT BRAGG PD	\$598.46
				GENERAL FUND	\$3,119.57
				LEAA ED FUND 15%	\$1,267.32
				MENDOCINO CO SO	\$2,393.83
				MENDOCINO CO SO	\$598.46
				UKIAH PD	\$598.46
				WILLITS PD	\$598.46
09-SF-026	COMMET	\$1,598.20	5/26/2009		
				AF OFFICER FUND	\$294.34
				CDA	\$15.98
				DA OFFICE	\$159.82
				GENERAL FUND	\$383.57
				LEAA ED FUND 15%	\$155.82
				MENDOCINO CO COMMET	\$147.17
				MENDOCINO CO SO	\$294.33
				TF MENDOCINO CO NTF	\$147.17
09-SF-028	TF	\$64,023.20	9/21/2009		
				AF OFFICER FUND	\$11,790.94
				CDA	\$640.23
				DA OFFICE	\$6,402.32
				FORT BRAGG PD	\$2,947.73
				GENERAL FUND	\$15,365.57
				LEAA ED FUND 15%	\$6,242.26
				MENDOCINO CO SO	\$5,895.48
				MENDOCINO CO SO	\$2,947.73
				TF MENDOCINO CO NTF	\$5,895.48
				UKIAH PD	\$2,947.73
				WILLITS PD	\$2,947.73
09-SF-029	TF/MCSO	\$8,107.00	7/16/2009		
				AF OFFICER FUND	\$1,493.04
				CDA	\$81.07
				DA OFFICE	\$810.70
				FORT BRAGG PD	\$373.26
				GENERAL FUND	\$1,945.68



State of California
ASSET FORFEITURE REPORT - 2009

Table 3

Admin Number	Docket Number	Amount Forfeited	Date Disbursed	Recipient	Amount Disbursed
09-SF-030	MCSO	\$8,958.20	5/26/2009	LEAA ED FUND 15%	\$790.43
				MENDOCINO CO SO	\$373.26
				TF MENDOCINO CO NTF	\$1,493.04
				UKIAH PD	\$373.26
				WILLITS PD	\$373.26
				AF OFFICER FUND	\$1,649.80
				CDA A	\$89.58
				DA OFFICE	\$895.82
				FORT BRAGG PD	\$412.45
				GENERAL FUND	\$2,149.97
09-SF-032	WPD	\$24,958.20	8/27/2009	LEAA ED FUND 15%	\$873.42
				MENDOCINO CO SO	\$1,649.81
				MENDOCINO CO SO	\$412.45
				UKIAH PD	\$412.45
				WILLITS PD	\$412.45
				AF OFFICER FUND	\$4,596.47
				CDA A	\$249.58
				DA OFFICE	\$2,495.82
				FORT BRAGG PD	\$1,149.12
				GENERAL FUND	\$5,989.97
09-SF-033	WPD	\$7,660.70	9/28/2009	LEAA ED FUND 15%	\$2,433.42
				MENDOCINO CO SO	\$1,149.12
				UKIAH PD	\$1,149.12
				WILLITS PD	\$4,596.46
				WILLITS PD	\$1,149.12
				AF OFFICER FUND	\$1,410.85
				CDA A	\$76.61
				DA OFFICE	\$766.07
				FORT BRAGG PD	\$352.71
				GENERAL FUND	\$1,838.57
09-SF-038	MCSO	\$944.56	5/26/2009	LEAA ED FUND 15%	\$746.92
				MENDOCINO CO SO	\$352.71
				UKIAH PD	\$352.71
				WILLITS PD	\$1,410.84
				WILLITS PD	\$352.71
				AF OFFICER FUND	\$173.96
				CDA A	\$9.45
				DA OFFICE	\$94.46
				GENERAL FUND	\$226.69
				LEAA ED FUND 15%	\$92.09
MENDOCINO CO COMMET	\$86.98				
MENDOCINO CO SO	\$173.95				
TF MENDOCINO CO NTF	\$86.98				



State of California
ASSET FORFEITURE REPORT - 2009

Table 3

Admin Number	Docket Number	Amount Forfeited	Date Disbursed	Recipient	Amount Disbursed
09-SF-040	TF	\$1,246.06	8/19/2009	AF OFFICER FUND	\$229.48
				CDA A	\$12.46
				DA OFFICE	\$124.61
				GENERAL FUND	\$299.05
				LEAA ED FUND 15%	\$121.49
				MENDOCINO CO COMMET	\$114.74
				TF MENDOCINO CO NTF	\$344.23
09-SF-041	TF	\$278.06	12/7/2009	AF OFFICER FUND	\$51.21
				CDA A	\$2.78
				DA OFFICE	\$27.81
				GENERAL FUND	\$66.73
				LEAA ED FUND 15%	\$27.11
				MENDOCINO CO COMMET	\$25.60
				TF MENDOCINO CO NTF	\$76.82
09-SF-045	TF	\$309,946.06	12/4/2009	AF OFFICER FUND	\$13,870.05
				CDA A	\$3,099.46
				DA OFFICE	\$30,994.61
				FORT BRAGG PD	\$3,467.52
				GENERAL FUND	\$74,387.05
				LEAA ED FUND 15%	\$30,219.74
				MENDOCINO CO SO	\$129,635.01
				MENDOCINO CO SO	\$3,467.52
				TF MENDOCINO CO NTF	\$13,870.06
				UKIAH PD	\$3,467.52
				WILLITS PD	\$3,467.52
				09-SF-047	MCSO
CDA A	\$27.46				
DA OFFICE	\$274.61				
FORT BRAGG PD	\$126.43				
GENERAL FUND	\$659.05				
LEAA ED FUND 15%	\$267.74				
MENDOCINO CO SO	\$505.74				
MENDOCINO CO SO	\$126.43				
UKIAH PD	\$126.43				
WILLITS PD	\$126.43				
09-SF-048	MCSO	\$2,366.06	6/18/2009	AF OFFICER FUND	\$435.74
				CDA A	\$23.66
				DA OFFICE	\$236.61
				FORT BRAGG PD	\$108.94
				GENERAL FUND	\$567.85
				LEAA ED FUND 15%	\$230.69
				MENDOCINO CO SO	\$435.75



State of California
ASSET FORFEITURE REPORT - 2009

Table 3

Admin Number	Docket Number	Amount Forfeited	Date Disbursed	Recipient	Amount Disbursed
				MENDOCINO CO SO	\$108.94
				UKIAH PD	\$108.94
				WILLITS PD	\$108.94
09-SF-049	MCSO	\$96,366.06	9/14/2009		
				AF OFFICER FUND	\$17,747.42
				CDA A	\$963.66
				DA OFFICE	\$9,636.61
				FORT BRAGG PD	\$4,436.85
				GENERAL FUND	\$23,127.85
				LEAA ED FUND 15%	\$9,395.69
				MENDOCINO CO SO	\$17,747.43
				MENDOCINO CO SO	\$4,436.85
				UKIAH PD	\$4,436.85
				WILLITS PD	\$4,436.85
09-SF-052	MCSO	\$21,391.90	7/8/2009		
				AF OFFICER FUND	\$3,939.67
				CDA A	\$213.92
				DA OFFICE	\$2,139.19
				FORT BRAGG PD	\$984.92
				GENERAL FUND	\$5,134.06
				LEAA ED FUND 15%	\$2,085.71
				MENDOCINO CO SO	\$3,939.67
				MENDOCINO CO SO	\$984.92
				UKIAH PD	\$984.92
				WILLITS PD	\$984.92
09-SF-053A	TF	\$9,672.06	7/28/2009		
				AF OFFICER FUND	\$1,781.27
				CDA A	\$96.72
				DA OFFICE	\$967.21
				FORT BRAGG PD	\$445.32
				GENERAL FUND	\$2,321.29
				LEAA ED FUND 15%	\$943.03
				MENDOCINO CO SO	\$445.32
				TF MENDOCINO CO NTF	\$1,781.26
				UKIAH PD	\$445.32
				WILLITS PD	\$445.32
09-SF-055	WPD	\$1,011.06	7/16/2009		
				AF OFFICER FUND	\$186.20
				CDA A	\$10.11
				DA OFFICE	\$101.11
				GENERAL FUND	\$242.65
				LEAA ED FUND 15%	\$98.58
				MENDOCINO CO COMMET	\$93.10
				TF MENDOCINO CO NTF	\$93.10
				WILLITS PD	\$186.21
09-SF-057	COMMET	\$2,186.06	7/16/2009		
				AF OFFICER FUND	\$402.60



State of California
ASSET FORFEITURE REPORT - 2009

Table 3

Admin Number	Docket Number	Amount Forfeited	Date Disbursed	Recipient	Amount Disbursed
				CDA	\$21.86
				DA OFFICE	\$218.61
				FORT BRAGG PD	\$100.65
				GENERAL FUND	\$524.65
				LEAA ED FUND 15%	\$213.14
				MENDOCINO CO COMMET	\$402.60
				MENDOCINO CO SO	\$100.65
				UKIAH PD	\$100.65
				WILLITS PD	\$100.65
09-SF-058	CHP	\$2,587.06	7/16/2009		
				AF OFFICER FUND	\$476.45
				CDA	\$25.87
				CHP-GARBERVILLE	\$238.23
				DA OFFICE	\$258.71
				FORT BRAGG PD	\$119.11
				GENERAL FUND	\$620.89
				LEAA ED FUND 15%	\$252.24
				MENDOCINO CO SO	\$119.11
				TF MENDOCINO CO NTF	\$238.23
				UKIAH PD	\$119.11
				WILLITS PD	\$119.11
09-SF-059	TF	\$4,811.06	7/16/2009		
				AF OFFICER FUND	\$886.04
				CDA	\$48.11
				DA OFFICE	\$481.11
				FORT BRAGG PD	\$221.51
				GENERAL FUND	\$1,154.65
				LEAA ED FUND 15%	\$469.08
				MENDOCINO CO SO	\$221.51
				TF MENDOCINO CO NTF	\$886.03
				UKIAH PD	\$221.51
				WILLITS PD	\$221.51
09-SF-061	WPD	\$880.06	7/16/2009		
				AF OFFICER FUND	\$162.08
				CDA	\$8.80
				DA OFFICE	\$88.01
				GENERAL FUND	\$211.21
				LEAA ED FUND 15%	\$85.81
				MENDOCINO CO COMMET	\$81.04
				TF MENDOCINO CO NTF	\$81.04
				WILLITS PD	\$162.07
09-SF-062	WPD	\$619.06	7/16/2009		
				AF OFFICER FUND	\$114.01
				CDA	\$6.19
				DA OFFICE	\$61.91
				GENERAL FUND	\$148.57
				LEAA ED FUND 15%	\$60.36



State of California
ASSET FORFEITURE REPORT - 2009

Table 3

Admin Number	Docket Number	Amount Forfeited	Date Disbursed	Recipient	Amount Disbursed
				MENDOCINO CO COMMET	\$57.00
				MENDOCINO CO SO	\$114.01
				TF MENDOCINO CO NTF	\$57.01
09-SF-063A	MCSO	\$2,466.06	7/9/2009		
				AF OFFICER FUND	\$454.17
				CDA A	\$24.66
				DA OFFICE	\$246.61
				FORT BRAGG PD	\$113.54
				GENERAL FUND	\$591.85
				LEAA ED FUND 15%	\$240.44
				MENDOCINO CO SO	\$454.17
				MENDOCINO CO SO	\$113.54
				UKIAH PD	\$113.54
				WILLITS PD	\$113.54
09-SF-064	MCSO	\$807.06	7/15/2009		
				AF OFFICER FUND	\$148.63
				CDA A	\$8.07
				DA OFFICE	\$80.71
				GENERAL FUND	\$193.69
				LEAA ED FUND 15%	\$78.69
				MENDOCINO CO COMMET	\$74.32
				MENDOCINO CO SO	\$148.63
				TF MENDOCINO CO NTF	\$74.32
09-SF-066	TF	\$509.06	7/16/2009		
				AF OFFICER FUND	\$93.75
				CDA A	\$5.09
				DA OFFICE	\$50.91
				GENERAL FUND	\$122.17
				LEAA ED FUND 15%	\$49.63
				MENDOCINO CO COMMET	\$46.89
				TF MENDOCINO CO NTF	\$140.62
09-SF-067	TF	\$11,170.06	7/16/2009		
				AF OFFICER FUND	\$2,057.15
				CDA A	\$111.70
				DA OFFICE	\$1,117.01
				FORT BRAGG PD	\$514.29
				GENERAL FUND	\$2,680.81
				LEAA ED FUND 15%	\$1,089.08
				MENDOCINO CO SO	\$514.29
				TF MENDOCINO CO NTF	\$2,057.15
				UKIAH PD	\$514.29
				WILLITS PD	\$514.29
09-SF-070	MCSO	\$69,284.56	9/3/2009		
				AF OFFICER FUND	\$12,759.91
				CDA A	\$692.85
				DA OFFICE	\$6,928.46
				FORT BRAGG PD	\$3,189.97



State of California
ASSET FORFEITURE REPORT - 2009

Table 3

Admin Number	Docket Number	Amount Forfeited	Date Disbursed	Recipient	Amount Disbursed
				GENERAL FUND	\$16,628.29
				LEAA ED FUND 15%	\$6,755.24
				MENDOCINO CO SO	\$12,759.91
				MENDOCINO CO SO	\$3,189.98
				UKIAH PD	\$3,189.98
				WILLITS PD	\$3,189.97
09-SF-071	TF	\$3,074.56	8/13/2009		
				AF OFFICER FUND	\$566.23
				CDA A	\$30.75
				DA OFFICE	\$307.46
				FORT BRAGG PD	\$141.56
				GENERAL FUND	\$737.89
				LEAA ED FUND 15%	\$299.77
				MENDOCINO CO SO	\$141.56
				TF MENDOCINO CO NTF	\$566.22
				UKIAH PD	\$141.56
				WILLITS PD	\$141.56
09-SF-076A	COMMET	\$1,235.65	8/20/2009		
				AF OFFICER FUND	\$227.57
				CDA A	\$12.36
				DA OFFICE	\$123.57
				GENERAL FUND	\$296.56
				LEAA ED FUND 15%	\$120.48
				MENDOCINO CO COMMET	\$341.34
				TF MENDOCINO CO NTF	\$113.77
09-SF-079	TF	\$193.93	9/17/2009		
				AF OFFICER FUND	\$35.72
				CDA A	\$1.94
				DA OFFICE	\$19.39
				GENERAL FUND	\$46.54
				LEAA ED FUND 15%	\$18.91
				MENDOCINO CO COMMET	\$17.86
				TF MENDOCINO CO NTF	\$53.57
09-SF-080	TF	\$650.80	10/15/2009		
				AF OFFICER FUND	\$119.86
				CDA A	\$6.51
				DA OFFICE	\$65.08
				GENERAL FUND	\$156.19
				LEAA ED FUND 15%	\$63.45
				MENDOCINO CO COMMET	\$59.93
				TF MENDOCINO CO NTF	\$179.78
09-SF-083	MCSO	\$18,571.78	9/3/2009		
				AF OFFICER FUND	\$3,420.30
				CDA A	\$185.72
				DA OFFICE	\$1,857.18
				FORT BRAGG PD	\$855.08
				GENERAL FUND	\$4,457.23



State of California
ASSET FORFEITURE REPORT - 2009

Table 3

Admin Number	Docket Number	Amount Forfeited	Date Disbursed	Recipient	Amount Disbursed				
09-SF-085	TF	\$4,927.93	9/17/2009	LEAA ED FUND 15%	\$1,810.75				
				MENDOCINO CO SO	\$3,420.30				
				MENDOCINO CO SO	\$855.07				
				UKIAH PD	\$855.07				
				WILLITS PD	\$855.08				
				AF OFFICER FUND	\$907.56				
				CDA A	\$49.28				
				DA OFFICE	\$492.79				
				FORT BRAGG PD	\$226.89				
				GENERAL FUND	\$1,182.70				
				LEAA ED FUND 15%	\$480.47				
09-SF-087	UPD	\$4,327.40	9/28/2009	MENDOCINO CO SO	\$226.89				
				TF MENDOCINO CO NTF	\$907.57				
				UKIAH PD	\$226.89				
				WILLITS PD	\$226.89				
				AF OFFICER FUND	\$796.96				
				CDA A	\$43.27				
				DA OFFICE	\$432.74				
				FORT BRAGG PD	\$199.24				
				GENERAL FUND	\$1,038.58				
				LEAA ED FUND 15%	\$421.92				
				MENDOCINO CO SO	\$199.24				
09-SF-090	TF	\$867.40	11/24/2009	UKIAH PD	\$796.97				
				UKIAH PD	\$199.24				
				WILLITS PD	\$199.24				
				AF OFFICER FUND	\$159.75				
				CDA A	\$8.67				
				DA OFFICE	\$86.74				
				GENERAL FUND	\$208.18				
				LEAA ED FUND 15%	\$84.57				
				MENDOCINO CO COMMET	\$79.87				
				TF MENDOCINO CO NTF	\$239.62				
				09-SF-094	MCSO	\$410.00	12/3/2009	AF OFFICER FUND	\$75.51
CDA A	\$4.10								
DA OFFICE	\$41.00								
GENERAL FUND	\$98.40								
LEAA ED FUND 15%	\$39.98								
MENDOCINO CO COMMET	\$37.75								
MENDOCINO CO SO	\$75.51								
TF MENDOCINO CO NTF	\$37.75								
09-SF-095	TF	\$581.52	11/30/2009					AF OFFICER FUND	\$107.10
								CDA A	\$5.82



State of California
ASSET FORFEITURE REPORT - 2009

Table 3

Admin Number	Docket Number	Amount Forfeited	Date Disbursed	Recipient	Amount Disbursed
				DA OFFICE	\$58.15
				GENERAL FUND	\$139.56
				LEAA ED FUND 15%	\$56.70
				MENDOCINO CO COMMET	\$53.54
				TF MENDOCINO CO NTF	\$160.65
09-SF-096A	TF	\$28,427.04	11/16/2009		
				AF OFFICER FUND	\$5,235.31
				CDA A	\$284.27
				DA OFFICE	\$2,842.70
				FORT BRAGG PD	\$1,308.83
				GENERAL FUND	\$6,822.49
				LEAA ED FUND 15%	\$2,771.64
				MENDOCINO CO SO	\$1,308.83
				TF MENDOCINO CO NTF	\$5,235.31
				UKIAH PD	\$1,308.83
				WILLITS PD	\$1,308.83
09-SF-096B	TF	\$2,688.32	11/16/2009		
				AF OFFICER FUND	\$495.11
				CDA A	\$26.88
				DA OFFICE	\$268.83
				FORT BRAGG PD	\$123.77
				GENERAL FUND	\$645.20
				LEAA ED FUND 15%	\$262.11
				MENDOCINO CO SO	\$123.77
				TF MENDOCINO CO NTF	\$495.11
				UKIAH PD	\$123.77
				WILLITS PD	\$123.77
09-SF-097	MCSO	\$11,652.13	12/9/2009		
				AF OFFICER FUND	\$2,145.93
				CDA A	\$116.52
				DA OFFICE	\$1,165.21
				FORT BRAGG PD	\$536.49
				GENERAL FUND	\$2,796.51
				LEAA ED FUND 15%	\$1,136.08
				MENDOCINO CO SO	\$2,145.93
				MENDOCINO CO SO	\$536.48
				UKIAH PD	\$536.49
				WILLITS PD	\$536.49
09-SF-098	MCSO	\$4,648.53	12/7/2009		
				AF OFFICER FUND	\$856.10
				CDA A	\$46.49
				DA OFFICE	\$464.85
				FORT BRAGG PD	\$214.03
				GENERAL FUND	\$1,115.65
				LEAA ED FUND 15%	\$453.23
				MENDOCINO CO SO	\$856.09
				MENDOCINO CO SO	\$214.03



State of California
ASSET FORFEITURE REPORT - 2009

Table 3

Admin Number	Docket Number	Amount Forfeited	Date Disbursed	Recipient	Amount Disbursed				
09-SF-099	MCSO	\$4,073.14	12/23/2009	UKIAH PD	\$214.03				
				WILLITS PD	\$214.03				
				AF OFFICER FUND	\$750.15				
				CDA A	\$40.73				
				DA OFFICE	\$407.31				
				FORT BRAGG PD	\$187.53				
				GENERAL FUND	\$977.55				
				LEAA ED FUND 15%	\$397.13				
				MENDOCINO CO SO	\$750.15				
				MENDOCINO CO SO	\$187.53				
09-SF-101	MCSO	\$1,312.57	12/3/2009	UKIAH PD	\$187.53				
				WILLITS PD	\$187.53				
				AF OFFICER FUND	\$241.73				
				CDA A	\$13.13				
				DA OFFICE	\$131.26				
				GENERAL FUND	\$315.02				
				LEAA ED FUND 15%	\$127.98				
				MENDOCINO CO COMMET	\$120.86				
				MENDOCINO CO SO	\$241.73				
				TF MENDOCINO CO NTF	\$120.86				
09-SF-102	FBPD	\$385.57	12/3/2009	AF OFFICER FUND	\$71.01				
				CDA A	\$3.86				
				DA OFFICE	\$38.56				
				FORT BRAGG PD	\$71.01				
				GENERAL FUND	\$92.54				
				LEAA ED FUND 15%	\$37.59				
				MENDOCINO CO COMMET	\$35.50				
				TF MENDOCINO CO NTF	\$35.50				
				09-SF-105	FBPD	\$104.57	12/4/2009	AF OFFICER FUND	\$19.26
								CDA A	\$1.05
DA OFFICE	\$10.46								
FORT BRAGG PD	\$19.26								
GENERAL FUND	\$25.10								
LEAA ED FUND 15%	\$10.20								
MENDOCINO CO COMMET	\$9.62								
TF MENDOCINO CO NTF	\$9.62								
09-SF-106	FBPD	\$40.00	12/3/2009					AF OFFICER FUND	\$7.37
								CDA A	\$0.40
				DA OFFICE	\$4.00				
				FORT BRAGG PD	\$7.37				
				GENERAL FUND	\$9.60				
				LEAA ED FUND 15%	\$3.90				



State of California
ASSET FORFEITURE REPORT - 2009

Table 3

Admin Number	Docket Number	Amount Forfeited	Date Disbursed	Recipient	Amount Disbursed
				MENDOCINO CO COMMET	\$3.68
				TF MENDOCINO CO NTF	\$3.68
09-SF-107	FBPD	\$176.57	12/4/2009		
				AF OFFICER FUND	\$32.52
				CDA A	\$1.77
				DA OFFICE	\$17.66
				FORT BRAGG PD	\$32.52
				GENERAL FUND	\$42.38
				LEAA ED FUND 15%	\$17.22
				MENDOCINO CO COMMET	\$16.25
				TF MENDOCINO CO NTF	\$16.25
09-SF-108	FBPD	\$161.00	12/4/2009		
				AF OFFICER FUND	\$29.65
				CDA A	\$1.61
				DA OFFICE	\$16.10
				FORT BRAGG PD	\$29.65
				GENERAL FUND	\$38.64
				LEAA ED FUND 15%	\$15.70
				MENDOCINO CO COMMET	\$14.83
				TF MENDOCINO CO NTF	\$14.82
09-SF-110	FBPD	\$50.00	12/3/2009		
				AF OFFICER FUND	\$9.21
				CDA A	\$0.50
				DA OFFICE	\$5.00
				FORT BRAGG PD	\$9.21
				GENERAL FUND	\$12.00
				LEAA ED FUND 15%	\$4.88
				MENDOCINO CO COMMET	\$4.60
				TF MENDOCINO CO NTF	\$4.60
09-SF-111	FBPD	\$99.00	12/3/2009		
				AF OFFICER FUND	\$18.23
				CDA A	\$0.99
				DA OFFICE	\$9.90
				FORT BRAGG PD	\$18.23
				GENERAL FUND	\$23.76
				LEAA ED FUND 15%	\$9.65
				MENDOCINO CO COMMET	\$9.12
				TF MENDOCINO CO NTF	\$9.12
09-SF-112	FBPD	\$50.00	12/3/2009		
				AF OFFICER FUND	\$9.21
				CDA A	\$0.50
				DA OFFICE	\$5.00
				FORT BRAGG PD	\$9.21
				GENERAL FUND	\$12.00
				LEAA ED FUND 15%	\$4.88
				MENDOCINO CO COMMET	\$4.60
				TF MENDOCINO CO NTF	\$4.60



State of California
ASSET FORFEITURE REPORT - 2009

Table 3

Admin Number	Docket Number	Amount Forfeited	Date Disbursed	Recipient	Amount Disbursed
09-SF-114	MCSO	\$162.05	12/9/2009	AF OFFICER FUND	\$29.84
				CDA A	\$1.62
				DA OFFICE	\$16.21
				GENERAL FUND	\$38.89
				LEAA ED FUND 15%	\$15.80
				MENDOCINO CO COMMET	\$14.92
				MENDOCINO CO SO	\$29.85
09-SF-115	TF	\$5,180.15	12/9/2009	TF MENDOCINO CO NTF	\$14.92
				AF OFFICER FUND	\$954.01
				CDA A	\$51.80
				DA OFFICE	\$518.02
				FORT BRAGG PD	\$238.50
				GENERAL FUND	\$1,243.24
				LEAA ED FUND 15%	\$505.06
09-SF-121	UPD	\$95.05	12/4/2009	MENDOCINO CO SO	\$238.50
				TF MENDOCINO CO NTF	\$954.02
				UKIAH PD	\$238.50
				WILLITS PD	\$238.50
				AF OFFICER FUND	\$17.51
				CDA A	\$0.95
				DA OFFICE	\$9.51
09-SF-122	MCSO	\$2,842.05	11/23/2009	GENERAL FUND	\$22.81
				LEAA ED FUND 15%	\$9.27
				MENDOCINO CO COMMET	\$8.75
				TF MENDOCINO CO NTF	\$8.75
				UKIAH PD	\$17.50
				AF OFFICER FUND	\$523.41
				CDA A	\$28.42
09-SF-132	TF	\$3,957.57	12/23/2009	DA OFFICE	\$284.21
				FORT BRAGG PD	\$130.85
				GENERAL FUND	\$682.09
				LEAA ED FUND 15%	\$277.10
				MENDOCINO CO SO	\$523.42
				MENDOCINO CO SO	\$130.85
				UKIAH PD	\$130.85
WILLITS PD	\$130.85				
09-SF-132	TF	\$3,957.57	12/23/2009	DA OFFICE	\$395.76
				FORT BRAGG PD	\$182.21
				GENERAL FUND	\$949.82
				LEAA ED FUND 15%	\$385.86
				AF OFFICER FUND	\$728.85



State of California
ASSET FORFEITURE REPORT - 2009

Table 3

Admin Number	Docket Number	Amount Forfeited	Date Disbursed	Recipient	Amount Disbursed
				MENDOCINO CO SO	\$182.21
				TF MENDOCINO CO NTF	\$728.86
				UKIAH PD	\$182.21
				WILLITS PD	\$182.21
09-SF-136	TF	\$199.57	12/23/2009		
				AF OFFICER FUND	\$36.75
				CDA A	\$2.00
				DA OFFICE	\$19.96
				GENERAL FUND	\$47.90
				LEAA ED FUND 15%	\$19.46
				MENDOCINO CO COMMET	\$18.37
				TF MENDOCINO CO NTF	\$55.13
09-SF-137	TF	\$364.30	12/23/2009		
				AF OFFICER FUND	\$67.09
				CDA A	\$3.64
				DA OFFICE	\$36.43
				GENERAL FUND	\$87.43
				LEAA ED FUND 15%	\$35.52
				MENDOCINO CO COMMET	\$33.54
				TF MENDOCINO CO NTF	\$100.65
09-SF-139	MCSO	\$623.30	12/23/2009		
				AF OFFICER FUND	\$114.79
				CDA A	\$6.23
				DA OFFICE	\$62.33
				GENERAL FUND	\$149.59
				LEAA ED FUND 15%	\$60.77
				MENDOCINO CO COMMET	\$57.39
				MENDOCINO CO SO	\$114.80
				TF MENDOCINO CO NTF	\$57.40
MENDOCINO					\$1,553,683.33



State of California
ASSET FORFEITURE REPORT - 2009

Table 3

Admin Number	Docket Number	Amount Forfeited	Date Disbursed	Recipient	Amount Disbursed
MERCED					
05-018	148955	\$99,240.50	10/12/2009	CDA A	\$992.41
				GENERAL FUND	\$23,817.71
				MERCED CO DA	\$9,924.05
				TF MERCED/M NTF-MMNTF	\$64,506.33
06-014	149617	\$1,863.88	10/12/2009	CDA A	\$18.64
				GENERAL FUND	\$447.33
				MERCED CO DA	\$186.39
				TF MERCED/M NTF-MMNTF	\$1,211.52
06-014a	149617	\$74.51	10/12/2009	CDA A	\$0.75
				GENERAL FUND	\$17.88
				MERCED CO DA	\$7.45
				TF MERCED/M NTF-MMNTF	\$48.43
06-024		\$14,331.02	10/12/2009	CDA A	\$143.31
				GENERAL FUND	\$3,439.44
				MERCED CO DA	\$1,433.10
				TF MERCED/M NTF-MMNTF	\$9,315.17
07-013(b)		\$1,451.07	10/12/2009	ATWATER PD	\$240.51
				CA DOJ-BNE FRESNO	\$320.69
				CDA A	\$14.51
				GENERAL FUND	\$348.26
				MERCED CO DA	\$145.11
				TF MERCED/M NTF-MMNTF	\$381.99
07-013(d)		\$25,842.42	10/12/2009	ATWATER PD	\$4,283.38
				CA DOJ-BNE FRESNO	\$5,711.18
				CDA A	\$258.42
				GENERAL FUND	\$6,202.18
				MERCED CO DA	\$2,584.24
				TF MERCED/M NTF-MMNTF	\$6,803.02
07-013(e)		\$841.53	10/12/2009	ATWATER PD	\$139.48
				CA DOJ-BNE FRESNO	\$185.98
				CDA A	\$8.42
				GENERAL FUND	\$201.97
				MERCED CO DA	\$84.15
				TF MERCED/M NTF-MMNTF	\$221.53
07-013(f)		\$965.78	10/12/2009	ATWATER PD	\$160.08
				CA DOJ-BNE FRESNO	\$213.44
				CDA A	\$9.66
				GENERAL FUND	\$231.78



State of California
ASSET FORFEITURE REPORT - 2009

Table 3

Admin Number	Docket Number	Amount Forfeited	Date Disbursed	Recipient	Amount Disbursed
				MERCED CO DA	\$96.58
				TF MERCED/M NTF-MMNTF	\$254.24
07-013(i)		\$176.27	10/12/2009	ATWATER PD	\$29.22
				CA DOJ-BNE FRESNO	\$38.96
				CDA A	\$1.76
				GENERAL FUND	\$42.29
				MERCED CO DA	\$17.63
				TF MERCED/M NTF-MMNTF	\$46.41
07-013©		\$1,102.92	10/12/2009	ATWATER PD	\$182.81
				CA DOJ-BNE FRESNO	\$243.75
				CDA A	\$11.03
				GENERAL FUND	\$264.70
				MERCED CO DA	\$110.29
				TF MERCED/M NTF-MMNTF	\$290.34
07-014(b)		\$2,601.12	10/12/2009	CDA A	\$26.01
				GENERAL FUND	\$624.27
				MERCED CO DA	\$260.11
				MERCED CO SO	\$1,690.73
07-018(a)		\$3,047.26	1/31/2009	CDA A	\$30.47
				GENERAL FUND	\$731.34
				MERCED CO DA	\$304.73
				TF MERCED/M NTF-MMNTF	\$1,980.72
07-018(b)		\$738.98	1/31/2009	CDA A	\$7.39
				GENERAL FUND	\$177.35
				MERCED CO DA	\$73.90
				TF MERCED/M NTF-MMNTF	\$480.34
07-019		\$2,400.53	10/12/2009	CDA A	\$24.01
				GENERAL FUND	\$576.13
				MERCED CO DA	\$240.05
				TF MERCED/M NTF-MMNTF	\$1,560.34
07-022		\$816.45	1/31/2009	CDA A	\$8.16
				GENERAL FUND	\$195.95
				MERCED CO DA	\$81.65
				TF MERCED/M NTF-MMNTF	\$530.69
08-003		\$939.70	1/31/2009	CDA A	\$9.40
				GENERAL FUND	\$225.52
				LOS BANOS PD	\$610.81
				MERCED CO DA	\$93.97



State of California
ASSET FORFEITURE REPORT - 2009

Table 3

Admin Number	Docket Number	Amount Forfeited	Date Disbursed	Recipient	Amount Disbursed
08-004		\$886.27	1/31/2009	CDA GENERAL FUND MERCED CO DA TF MERCED/M NTF-MMNTF	\$8.86 \$212.70 \$88.63 \$576.08
08-005		\$1,003.39	1/31/2009	CDA GENERAL FUND MERCED CO DA TF MERCED/M NTF-MMNTF	\$10.03 \$240.81 \$100.34 \$652.21
08-006		\$3,781.11	1/31/2009	CDA GENERAL FUND MERCED CO DA TF MERCED/M NTF-MMNTF	\$37.81 \$907.47 \$378.11 \$2,457.72
08-010		\$2,225.62	1/31/2009	CDA GENERAL FUND MERCED CO DA MERCED CO SO	\$22.26 \$534.14 \$222.56 \$1,446.66
08-012		\$1,850.87	1/31/2009	CDA GENERAL FUND MERCED CO DA TF MERCED/M NTF-MMNTF	\$18.51 \$444.20 \$185.09 \$1,203.07
08-014	151181	\$3,452.26	10/12/2009	CDA GENERAL FUND MERCED CO DA TF MERCED/M NTF-MMNTF	\$34.52 \$828.54 \$345.23 \$2,243.97
08-016		\$1,175.68	1/31/2009	CDA GENERAL FUND MERCED CO DA TF MERCED/M NTF-MMNTF	\$11.76 \$282.16 \$117.57 \$764.19
08-017		\$2,287.90	1/31/2009	CDA GENERAL FUND LOS BANOS PD MERCED CO DA	\$22.88 \$549.09 \$1,487.14 \$228.79
08-022		\$1,396.47	10/12/2009	CDA GENERAL FUND LOS BANOS PD MERCED CO DA	\$13.96 \$335.15 \$907.71 \$139.65
08-023		\$9,603.34	10/12/2009	CDA	\$96.03



State of California
ASSET FORFEITURE REPORT - 2009

Table 3

Admin Number	Docket Number	Amount Forfeited	Date Disbursed	Recipient	Amount Disbursed
				CHP-MERCED	\$2,652.92
				GENERAL FUND	\$2,304.80
				MERCED CO DA	\$960.33
				TF MERCED/M NTF-MMNTF	\$3,589.26
08-026		\$1,065.67	10/12/2009		
				CDA A	\$10.66
				GENERAL FUND	\$255.76
				MERCED CO DA	\$106.57
				MERCED CO SO	\$692.68
08-027		\$1,238.03	10/12/2009		
				CDA A	\$12.38
				GENERAL FUND	\$297.13
				LOS BANOS PD	\$804.72
				MERCED CO DA	\$123.80
08-029		\$2,496.07	10/12/2009		
				CDA A	\$24.96
				GENERAL FUND	\$599.05
				MERCED CO DA	\$249.61
				TF MERCED/M NTF-MMNTF	\$1,622.45
MERCED					\$188,896.62



State of California
ASSET FORFEITURE REPORT - 2009

Table 3

Admin Number	Docket Number	Amount Forfeited	Date Disbursed	Recipient	Amount Disbursed
MONTEREY					
06-44	SS061297A	\$2,297.31	10/6/2009	CDA DA OFFICE GENERAL FUND SALINAS PD	\$22.97 \$229.73 \$551.35 \$1,493.26
07-16	SS071019A	\$2,230.55	3/4/2009	CDA DA OFFICE GENERAL FUND MONTEREY CO SO	\$22.31 \$223.06 \$535.33 \$1,449.85
07-20	SS063453A	\$1,206.57	3/4/2009	CDA DA OFFICE GENERAL FUND MONTEREY CO SO SEASIDE PD	\$12.07 \$120.66 \$289.58 \$156.85 \$627.41
07-23	SS060410A	\$1,564.77	3/4/2009	CDA DA OFFICE GENERAL FUND SEASIDE PD	\$15.65 \$156.48 \$375.54 \$1,017.10
07-51	SS071805A	\$10,651.75	1/7/2009	CDA DA OFFICE GENERAL FUND SALINAS PD	\$106.52 \$1,065.18 \$2,556.42 \$6,923.63
07-55	SS071832A	\$1,979.79	6/9/2009	CDA DA OFFICE GENERAL FUND SEASIDE PD	\$19.80 \$197.98 \$475.15 \$1,286.86
07-90B	SS073115A	\$3,926.25	6/9/2009	CDA DA OFFICE GENERAL FUND MONTEREY CO SO	\$39.26 \$392.63 \$942.30 \$2,552.06
07-96	SS073293A	\$761.64	10/6/2009	CDA DA OFFICE GENERAL FUND SALINAS PD	\$7.62 \$76.16 \$182.79 \$495.07
07-98	SS073433A	\$7,287.63	2/4/2009	CDA DA OFFICE GENERAL FUND MONTEREY CO SO	\$72.88 \$728.76 \$1,749.03 \$4,736.96



State of California
ASSET FORFEITURE REPORT - 2009

Table 3

Admin Number	Docket Number	Amount Forfeited	Date Disbursed	Recipient	Amount Disbursed
08-03	SS073370A	\$84.23	10/6/2009	CDA DA OFFICE GENERAL FUND SEASIDE PD	\$0.84 \$8.42 \$20.22 \$54.75
08-20	SS081108A	\$342.44	9/25/2009	CDA CHP-MONTEREY DA OFFICE GENERAL FUND MONTEREY CO SO	\$3.42 \$111.30 \$34.24 \$82.19 \$111.29
08-21	SS073370A	\$4,667.23	10/6/2009	CDA DA OFFICE GENERAL FUND SEASIDE PD	\$46.67 \$466.72 \$1,120.14 \$3,033.70
08-42	SS081655ABC	\$50,808.61	11/3/2008	CDA DA OFFICE GENERAL FUND MONTEREY CO SO	\$508.09 \$5,080.86 \$12,194.07 \$33,025.59
08-50	SS081716A	\$1,033.83	11/17/2009	CDA DA OFFICE GENERAL FUND MONTEREY CO SO	\$10.34 \$103.38 \$248.12 \$671.99
08-53	04315-08	\$693.39	8/18/2009	CDA DA OFFICE GENERAL FUND MONTEREY CO SO	\$6.93 \$69.34 \$166.41 \$450.71
08-55	SS081571A	\$2,723.59	2/4/2009	CDA DA OFFICE GENERAL FUND MONTEREY CO SO	\$27.24 \$272.36 \$653.66 \$1,770.33
08-56	SS081819A	\$591.59	2/4/2009	CDA DA OFFICE GENERAL FUND MONTEREY CO SO	\$5.92 \$59.16 \$141.98 \$384.53
08-57	SS081104A	\$1,162.59	1/14/2009	CDA DA OFFICE GENERAL FUND SALINAS PD	\$11.63 \$116.26 \$279.02 \$755.68



State of California
ASSET FORFEITURE REPORT - 2009

Table 3

Admin Number	Docket Number	Amount Forfeited	Date Disbursed	Recipient	Amount Disbursed
08-58	SS081857A	\$463.59	1/14/2009	CDA DA OFFICE GENERAL FUND SALINAS PD	\$4.64 \$46.36 \$111.26 \$301.33
08-59	SS081872A	\$1,126.78	10/29/2009	CDA DA OFFICE GENERAL FUND SALINAS PD	\$11.27 \$112.68 \$270.43 \$732.40
08-60	SS081857B	\$631.59	1/14/2009	CDA DA OFFICE GENERAL FUND SALINAS PD	\$6.32 \$63.16 \$151.58 \$410.53
08-61	SPD-08051306	\$453.59	1/14/2009	CDA DA OFFICE GENERAL FUND SALINAS PD	\$4.54 \$45.36 \$108.86 \$294.83
08-62	SS081723A	\$376.59	1/14/2009	CDA DA OFFICE GENERAL FUND SEASIDE PD	\$3.77 \$37.66 \$90.38 \$244.78
08-63	SS081774A	\$772.59	1/14/2009	CDA DA OFFICE GENERAL FUND SEASIDE PD	\$7.73 \$77.26 \$185.42 \$502.18
08-64	CRMS267552A	\$470.59	1/14/2009	CDA DA OFFICE GENERAL FUND SEASIDE PD	\$4.71 \$47.06 \$112.94 \$305.88
08-65	CRMS267845A	\$376.59	1/14/2009	CDA DA OFFICE GENERAL FUND SEASIDE PD	\$3.77 \$37.66 \$90.38 \$244.78
08-66	SS081477A	\$461.71	1/14/2009	CDA DA OFFICE GENERAL FUND SEASIDE PD	\$4.62 \$46.17 \$110.81 \$300.11
08-67	08-0603003	\$568.59	1/14/2009	CDA	\$5.69



State of California
ASSET FORFEITURE REPORT - 2009

Table 3

Admin Number	Docket Number	Amount Forfeited	Date Disbursed	Recipient	Amount Disbursed
				DA OFFICE	\$56.86
				GENERAL FUND	\$136.46
				SEASIDE PD	\$369.58
08-71	08-050955	\$719.46	2/4/2009		
				CDA A	\$7.19
				DA OFFICE	\$71.95
				GENERAL FUND	\$172.67
				SALINAS PD	\$467.65
08-72	SS082084A	\$920.46	2/4/2009		
				CDA A	\$9.20
				DA OFFICE	\$92.05
				GENERAL FUND	\$220.91
				SALINAS PD	\$598.30
08-73	SS082050B	\$1,080.46	2/4/2009		
				CDA A	\$10.80
				DA OFFICE	\$108.05
				GENERAL FUND	\$259.31
				SALINAS PD	\$702.30
08-75	05442-08	\$353.46	2/4/2009		
				CDA A	\$3.53
				DA OFFICE	\$35.35
				GENERAL FUND	\$84.83
				MONTEREY CO SO	\$229.75
08-76	SS082010A	\$221.46	2/4/2009		
				CDA A	\$2.21
				DA OFFICE	\$22.15
				GENERAL FUND	\$53.15
				MONTEREY CO SO	\$143.95
08-77	SS082088A	\$2,208.46	2/4/2009		
				CDA A	\$22.08
				DA OFFICE	\$220.85
				GENERAL FUND	\$530.03
				MONTEREY CO SO	\$1,435.50
08-79	SS082095A	\$725.46	1/28/2009		
				CDA A	\$7.25
				DA OFFICE	\$72.55
				GENERAL FUND	\$174.11
				SEASIDE PD	\$471.55
08-81	SS081944A	\$700.46	1/28/2009		
				CDA A	\$7.00
				DA OFFICE	\$70.05
				GENERAL FUND	\$168.11
				SEASIDE PD	\$455.30
08-84	SS082290A	\$2,164.58	3/4/2009		
				CDA A	\$21.65
				DA OFFICE	\$216.46
				GENERAL FUND	\$519.50



State of California
ASSET FORFEITURE REPORT - 2009

Table 3

Admin Number	Docket Number	Amount Forfeited	Date Disbursed	Recipient	Amount Disbursed
08-86	SS082294A	\$386.14	10/6/2009	MONTEREY CO SO	\$1,406.97
				CDA A	\$3.86
				DA OFFICE	\$38.61
				GENERAL FUND	\$92.67
				SALINAS PD	\$251.00
08-88	SS082450A	\$1,164.42	3/4/2009		
				CDA A	\$11.64
				DA OFFICE	\$116.44
				GENERAL FUND	\$279.46
				MONTEREY CO SO	\$756.88
08-90	SS082617A	\$10,175.07	6/9/2009		
				CDA A	\$101.75
				DA OFFICE	\$1,017.51
				GENERAL FUND	\$2,442.02
				MARINA PD	\$6,613.79
08-91	SS082619A	\$147.07	10/6/2009		
				CDA A	\$1.47
				DA OFFICE	\$14.71
				GENERAL FUND	\$35.30
				SALINAS PD	\$95.59
08-93	SS082709B	\$160.66	7/2/2009		
				CDA A	\$1.61
				DA OFFICE	\$16.07
				GENERAL FUND	\$38.56
				MONTEREY CO SO	\$104.42
08-95	SS082753A	\$6,089.02	4/16/2009		
				CDA A	\$60.89
				DA OFFICE	\$608.90
				GENERAL FUND	\$1,461.36
				MONTEREY PD	\$791.58
				SEASIDE PD	\$3,166.29
08-96	SS082946A	\$281.64	6/9/2009		
				CDA A	\$2.82
				DA OFFICE	\$28.16
				GENERAL FUND	\$67.59
				SEASIDE PD	\$183.07
08-97	SS082903A	\$1,052.09	10/6/2009		
				CDA A	\$10.52
				DA OFFICE	\$105.21
				GENERAL FUND	\$252.50
				SEASIDE PD	\$683.86
08-98	SS090739A	\$3,842.24	7/6/2009		
				CDA A	\$38.42
				DA OFFICE	\$384.22
				GENERAL FUND	\$922.14
				MONTEREY CO SO	\$2,497.46



State of California
ASSET FORFEITURE REPORT - 2009

Table 3

Admin Number	Docket Number	Amount Forfeited	Date Disbursed	Recipient	Amount Disbursed
09-01	SS090512A	\$695.50	6/9/2009	CDA DA OFFICE GENERAL FUND MARINA PD	\$6.96 \$69.55 \$166.92 \$452.07
09-02	SS080287A	\$237.09	8/18/2009	CDA DA OFFICE GENERAL FUND GONZALES PD	\$2.37 \$23.71 \$56.90 \$154.11
09-03	MPD 08-7058	\$652.66	6/9/2009	CDA DA OFFICE GENERAL FUND MONTEREY PD	\$6.53 \$65.27 \$156.64 \$424.22
09-05	SS090580A	\$538.44	7/17/2009	CDA DA OFFICE GENERAL FUND SEASIDE PD	\$5.38 \$53.84 \$129.23 \$349.99
09-07	SS090762A	\$1,222.71	7/6/2009	CDA DA OFFICE GENERAL FUND MONTEREY CO SO	\$12.23 \$122.27 \$293.45 \$794.76
09-08	J46128	\$14.71	12/10/2009	CDA DA OFFICE GENERAL FUND SOLEDAD PD	\$0.15 \$1.47 \$3.53 \$9.56
09-09	SS082348A	\$719.14	7/20/2009	CDA DA OFFICE GENERAL FUND MONTEREY PD	\$7.19 \$71.91 \$172.59 \$467.45
09-10	SS090823B	\$920.39	8/18/2009	CDA DA OFFICE GENERAL FUND MONTEREY CO SO	\$9.20 \$92.04 \$220.89 \$598.26
09-13	SS090877A	\$261.39	8/17/2009	CDA DA OFFICE GENERAL FUND SEASIDE PD	\$2.61 \$26.14 \$62.73 \$169.91
09-16	SS090957A	\$2,562.39	8/17/2009	CDA	\$25.62



State of California
ASSET FORFEITURE REPORT - 2009

Table 3

Admin Number	Docket Number	Amount Forfeited	Date Disbursed	Recipient	Amount Disbursed
				DA OFFICE	\$256.24
				GENERAL FUND	\$614.97
				SEASIDE PD	\$1,665.56
09-17	SS090888A	\$5,085.53	10/29/2009		
				CDA A	\$50.86
				DA OFFICE	\$508.55
				GENERAL FUND	\$1,220.53
				GONZALES PD	\$3,305.59
09-18	SS090912A	\$3,870.39	10/6/2009		
				CDA A	\$38.70
				DA OFFICE	\$387.04
				GENERAL FUND	\$928.89
				SALINAS PD	\$2,515.76
09-19	SS090937A	\$442.39	10/6/2009		
				CDA A	\$4.42
				DA OFFICE	\$44.24
				GENERAL FUND	\$106.17
				SALINAS PD	\$287.56
09-20	SS090795A	\$2,564.39	10/1/2009		
				CDA A	\$25.64
				DA OFFICE	\$256.44
				GENERAL FUND	\$615.45
				SEASIDE PD	\$1,666.86
09-21	SS082922A&B	\$1,089.81	9/29/2009		
				CDA A	\$10.90
				DA OFFICE	\$108.98
				GENERAL FUND	\$261.55
				MARINA PD	\$708.38
09-22	SS080256A	\$8,607.37	12/10/2009		
				CDA A	\$86.07
				DA OFFICE	\$860.74
				GENERAL FUND	\$2,065.77
				KING CITY PD	\$5,594.79
09-23	SS091079A	\$815.62	10/6/2009		
				CDA A	\$8.16
				DA OFFICE	\$81.56
				GENERAL FUND	\$195.75
				SALINAS PD	\$530.15
09-24	SS091110A	\$411.37	9/25/2009		
				CDA A	\$4.11
				DA OFFICE	\$41.14
				GENERAL FUND	\$98.73
				MONTEREY CO SO	\$267.39
09-27	SS090077A	\$854.83	10/29/2009		
				CDA A	\$8.55
				DA OFFICE	\$85.48
				GENERAL FUND	\$205.16



State of California
ASSET FORFEITURE REPORT - 2009

Table 3

Admin Number	Docket Number	Amount Forfeited	Date Disbursed	Recipient	Amount Disbursed
09-28	SS090060A	\$103.83	10/29/2009	GONZALES PD	\$555.64
				CDA	\$1.04
				DA OFFICE	\$10.38
				GENERAL FUND	\$24.92
				GONZALES PD	\$67.49
09-30	SS091192A	\$324.51	11/17/2009		
				CDA	\$3.25
				DA OFFICE	\$32.45
				GENERAL FUND	\$77.88
				SALINAS PD	\$210.93
09-31	SS091142A	\$1,110.83	10/6/2009		
				CDA	\$11.11
				DA OFFICE	\$111.08
				GENERAL FUND	\$266.60
				SEASIDE PD	\$722.04
09-32	SS091178A	\$298.83	10/6/2009		
				CDA	\$2.99
				DA OFFICE	\$29.88
				GENERAL FUND	\$71.72
				SEASIDE PD	\$194.24
09-33	SS091201A	\$1,753.83	10/6/2009		
				CDA	\$17.54
				DA OFFICE	\$175.38
				GENERAL FUND	\$420.92
				SEASIDE PD	\$1,139.99
09-35	SS091235A	\$2,629.23	12/22/2009		
				CDA	\$26.29
				DA OFFICE	\$262.92
				GENERAL FUND	\$631.02
				SEASIDE PD	\$1,709.00
09-38	SS091421A	\$80.44	12/22/2009		
				CDA	\$0.80
				DA OFFICE	\$8.04
				GENERAL FUND	\$19.31
				SALINAS PD	\$52.29
09-40	SS091666A	\$213.86	12/22/2009		
				CDA	\$2.14
				DA OFFICE	\$21.39
				GENERAL FUND	\$51.33
				MONTEREY PD	\$139.00
09-41	SS091551A	\$1,892.86	12/22/2009		
				CDA	\$18.93
				DA OFFICE	\$189.29
				GENERAL FUND	\$454.29
				SALINAS PD	\$1,230.35



State of California
ASSET FORFEITURE REPORT - 2009

Table 3

Admin Number	Docket Number	Amount Forfeited	Date Disbursed	Recipient	Amount Disbursed
09-42	SPD-09070724	\$15,153.10	12/22/2009	CDA DA OFFICE GENERAL FUND SALINAS PD	\$151.53 \$1,515.31 \$3,636.74 \$9,849.52
09-43	SS091703A	\$330.86	12/22/2009	CDA DA OFFICE GENERAL FUND SALINAS PD	\$3.31 \$33.09 \$79.41 \$215.05
MONTEREY					\$187,566.88



State of California
ASSET FORFEITURE REPORT - 2009

Table 3

Admin Number	Docket Number	Amount Forfeited	Date Disbursed	Recipient	Amount Disbursed
NAPA					
F-471		\$3,167.62	3/3/2009	CDA A	\$31.68
				DA OFFICE	\$316.76
				GENERAL FUND	\$760.23
				TF NAPA SPECIAL IB-NSIB	\$2,058.95
F-527		\$1,300.21	4/9/2009	CDA A	\$13.00
				DA OFFICE	\$130.02
				GENERAL FUND	\$312.05
				TF NAPA SPECIAL IB-NSIB	\$845.14
F-552		\$3,330.66	4/9/2009	CDA A	\$33.31
				DA OFFICE	\$333.05
				GENERAL FUND	\$799.36
				TF NAPA SPECIAL IB-NSIB	\$2,164.94
F-556		\$3,894.64	4/9/2009	CDA A	\$38.95
				DA OFFICE	\$389.46
				GENERAL FUND	\$934.71
				TF NAPA SPECIAL IB-NSIB	\$2,531.52
F-561		\$1,018.38	3/9/2009	CDA A	\$10.19
				DA OFFICE	\$101.84
				GENERAL FUND	\$244.41
				TF NAPA SPECIAL IB-NSIB	\$661.94
F-562		\$705.73	3/3/2009	CDA A	\$7.05
				DA OFFICE	\$70.57
				GENERAL FUND	\$169.38
				TF NAPA SPECIAL IB-NSIB	\$458.73
F-563		\$639.07	3/3/2009	CDA A	\$6.38
				DA OFFICE	\$63.91
				GENERAL FUND	\$153.38
				TF NAPA SPECIAL IB-NSIB	\$415.40
F-566		\$1,584.69	3/3/2009	CDA A	\$15.85
				DA OFFICE	\$158.47
				GENERAL FUND	\$380.33
				TF NAPA SPECIAL IB-NSIB	\$1,030.04
F-568		\$390.68	3/9/2009	CDA A	\$3.91
				DA OFFICE	\$39.07
				GENERAL FUND	\$93.76
				TF NAPA SPECIAL IB-NSIB	\$253.94



State of California
ASSET FORFEITURE REPORT -

Table 3

Admin Number	Docket Number	Amount Forfeited	Date Disbursed	Recipient	Amount Disbursed
F-569		\$1,208.31	5/14/2009	CDA DA OFFICE GENERAL FUND TF NAPA SPECIAL IB-NSIB	\$12.09 \$120.83 \$289.99 \$785.40
F-570		\$1,529.58	5/14/2009	CDA DA OFFICE GENERAL FUND TF NAPA SPECIAL IB-NSIB	\$15.30 \$152.96 \$367.10 \$994.22
F-571		\$7,224.66	4/9/2009	CDA DA OFFICE GENERAL FUND TF NAPA SPECIAL IB-NSIB	\$72.25 \$722.47 \$1,733.92 \$4,696.02
F-572		\$2,092.52	5/14/2009	CDA DA OFFICE GENERAL FUND TF NAPA SPECIAL IB-NSIB	\$20.92 \$209.25 \$502.21 \$1,360.14
F-575		\$1,366.77	3/2/2009	CDA DA OFFICE GENERAL FUND TF NAPA SPECIAL IB-NSIB	\$13.67 \$136.68 \$328.02 \$888.40
F-577		\$256.54	3/2/2009	CDA DA OFFICE GENERAL FUND TF NAPA SPECIAL IB-NSIB	\$2.57 \$25.65 \$61.57 \$166.75
F-578		\$6,104.08	4/2/2009	CDA DA OFFICE GENERAL FUND TF NAPA SPECIAL IB-NSIB	\$61.04 \$610.41 \$1,464.98 \$3,967.65
F-580		\$3,808.93	4/21/2009	CDA DA OFFICE GENERAL FUND TF NAPA SPECIAL IB-NSIB	\$38.09 \$380.90 \$914.14 \$2,475.80
F-582		\$2,234.32	5/26/2009	CDA DA OFFICE GENERAL FUND TF NAPA SPECIAL IB-NSIB	\$22.34 \$223.42 \$536.24 \$1,452.32
F-583		\$2,528.12	7/2/2009	CDA	\$25.28



State of California
ASSET FORFEITURE REPORT - 2009

Table 3

Admin Number	Docket Number	Amount Forfeited	Date Disbursed	Recipient	Amount Disbursed
				DA OFFICE	\$252.81
				GENERAL FUND	\$606.75
				TF NAPA SPECIAL IB-NSIB	\$1,643.28
F-585		\$808.90	7/6/2009		
				CDA A	\$8.09
				DA OFFICE	\$80.88
				GENERAL FUND	\$194.14
				TF NAPA SPECIAL IB-NSIB	\$525.79
F-586		\$1,005.50	7/14/2009		
				CDA A	\$10.05
				DA OFFICE	\$100.55
				GENERAL FUND	\$241.32
				TF NAPA SPECIAL IB-NSIB	\$653.58
F-588		\$1,035.87	7/16/2009		
				CDA A	\$10.35
				DA OFFICE	\$103.59
				GENERAL FUND	\$248.61
				TF NAPA SPECIAL IB-NSIB	\$673.32
F-589		\$536.49	7/10/2009		
				CDA A	\$5.36
				DA OFFICE	\$53.65
				GENERAL FUND	\$128.76
				TF NAPA SPECIAL IB-NSIB	\$348.72
NAPA					\$47,772.27



State of California
ASSET FORFEITURE REPORT -

Table 3

Admin Number	Docket Number	Amount Forfeited	Date Disbursed	Recipient	Amount Disbursed
NEVADA					
210094		\$24,042.20	3/13/2009		
				CDA A	\$240.42
				DA OFFICE	\$2,404.22
				GENERAL FUND	\$5,770.13
				NEVADA CO SO	\$15,627.43
210095		\$6,081.20	3/13/2009		
				CDA A	\$60.81
				DA OFFICE	\$608.12
				GENERAL FUND	\$1,459.49
				NEVADA CO SO	\$3,952.78
212330		\$1,813.21	3/13/2009		
				CDA A	\$18.13
				DA OFFICE	\$181.32
				GENERAL FUND	\$435.17
				NEVADA CO SO	\$1,178.59
220531		\$2,040.00	3/30/2009		
				CDA A	\$20.40
				CHP	\$1,326.00
				DA OFFICE	\$204.00
				GENERAL FUND	\$489.60
223565		\$831.00	7/27/2009		
				CDA A	\$8.31
				DA OFFICE	\$83.10
				GENERAL FUND	\$199.44
				NEVADA CO SO	\$540.15
226384		\$9,692.20	3/13/2009		
				CDA A	\$96.92
				DA OFFICE	\$969.22
				GENERAL FUND	\$2,326.13
				NEVADA CO SO	\$6,299.93
230468		\$658.50	11/12/2009		
				CDA A	\$6.59
				DA OFFICE	\$65.85
				GENERAL FUND	\$158.04
				NEVADA CO SO	\$428.02
NEVADA					\$45,158.31



State of California
ASSET FORFEITURE REPORT - 2009

Table 3

Admin Number	Docket Number	Amount Forfeited	Date Disbursed	Recipient	Amount Disbursed
ORANGE					
04CC00886	04CC00886	\$2,048.37	10/23/2009	CDA DA OFFICE GENERAL FUND ORANGE CO RNSP	\$20.48 \$204.84 \$491.60 \$1,331.45
04F14412	04F14412	\$581.89	10/15/2009	ANAHEIM PD CDA DA OFFICE GENERAL FUND	\$378.23 \$5.82 \$58.19 \$139.65
05CC00642	05CC00642	\$15,470.06	10/9/2009	BUENA PARK PD CDA DA OFFICE GENERAL FUND	\$10,055.54 \$154.70 \$1,547.01 \$3,712.81
06CC00764	06CC00764	\$5,559.44	9/2/2009	ANAHEIM PD CDA DA OFFICE GENERAL FUND	\$3,613.64 \$55.59 \$555.94 \$1,334.27
06CC00783	06CC00783	\$750.66	6/4/2009	CDA DA OFFICE GENERAL FUND SANTA ANA PD	\$7.51 \$75.07 \$180.16 \$487.92
06CC00828	06CC00828	\$9,394.07	9/2/2009	CDA DA OFFICE GENERAL FUND HUNTINGTON BEACH PD	\$93.94 \$939.41 \$2,254.58 \$6,106.14
06CC00908	06CC00908	\$3,401.88	2/3/2009	CDA DA OFFICE GARDEN GROVE PD GENERAL FUND	\$34.02 \$340.19 \$2,211.22 \$816.45
06CC00925	06CC00925	\$3,602.70	10/8/2009	CDA DA OFFICE GENERAL FUND ORANGE CO SO	\$36.03 \$360.27 \$864.65 \$2,341.75
06CC00936	06CC00936	\$19,537.83	9/2/2009	BUENA PARK PD CDA DA OFFICE GENERAL FUND	\$12,699.59 \$195.38 \$1,953.78 \$4,689.08



State of California
ASSET FORFEITURE REPORT - 2009

Table 3

Admin Number	Docket Number	Amount Forfeited	Date Disbursed	Recipient	Amount Disbursed
06CC00956	06CC00956	\$39,181.77	9/23/2009	CDA	\$391.82
				DA OFFICE	\$3,918.18
				GENERAL FUND	\$9,403.62
				ORANGE CO SO	\$25,468.15
06CC01091	06CC01091	\$673.93	4/9/2009	CDA	\$6.74
				DA OFFICE	\$67.39
				GENERAL FUND	\$161.74
				ORANGE CO SO	\$438.06
06CC01283	06CC01283	\$7,172.56	8/17/2009	CA DOJ-BNE ORANGE	\$4,662.16
				CDA	\$71.73
				DA OFFICE	\$717.26
				GENERAL FUND	\$1,721.41
06CC01380	06CC01380	\$10,639.85	10/9/2009	ANAHEIM PD	\$6,915.90
				CDA	\$106.40
				DA OFFICE	\$1,063.99
				GENERAL FUND	\$2,553.56
06CC01603	06CC01603	\$7,302.99	6/4/2009	CDA	\$73.03
				DA OFFICE	\$730.30
				GENERAL FUND	\$1,752.72
				IRVINE PD	\$4,746.94
06CC01644	06CC01644	\$18,840.75	3/12/2009	BUENA PARK PD	\$12,246.48
				CDA	\$188.41
				DA OFFICE	\$1,884.08
				GENERAL FUND	\$4,521.78
06CC01675	06CC01675	\$1,572.89	3/12/2009	BUENA PARK PD	\$1,022.38
				CDA	\$15.73
				DA OFFICE	\$157.29
				GENERAL FUND	\$377.49
06F00313	06F00313	\$5,116.00	12/22/2009	CDA	\$51.16
				DA OFFICE	\$511.60
				GENERAL FUND	\$1,227.84
				LOS ANGELES PD	\$3,325.40
06F00316	06F00316	\$13,285.67	8/17/2009	CA DOJ-BNE ORANGE	\$8,635.68
				CDA	\$132.86
				DA OFFICE	\$1,328.57
				GENERAL FUND	\$3,188.56
06F02584	06F02584	\$2,976.57	2/3/2009	CDA	\$29.77



State of California
ASSET FORFEITURE REPORT -

Table 3

Admin Number	Docket Number	Amount Forfeited	Date Disbursed	Recipient	Amount Disbursed
				DA OFFICE	\$297.66
				GARDEN GROVE PD	\$1,934.76
				GENERAL FUND	\$714.38
06F02903	06F02903	\$1,342.95	2/3/2009		
				CDA A	\$13.43
				DA OFFICE	\$134.30
				GENERAL FUND	\$322.31
				IRVINE PD	\$872.91
06F03675	06F03675	\$1,085.00	2/3/2009		
				CDA A	\$10.85
				DA OFFICE	\$108.50
				GENERAL FUND	\$260.40
				TUSTIN PD	\$705.25
06F08552	06F08552	\$1,036.97	10/9/2009		
				CDA A	\$10.37
				DA OFFICE	\$103.70
				GENERAL FUND	\$248.87
				HUNTINGTON BEACH PD	\$674.03
06F08561A	06F08561A	\$5,332.78	7/2/2009		
				CDA A	\$53.33
				DA OFFICE	\$533.28
				GARDEN GROVE PD	\$3,466.30
				GENERAL FUND	\$1,279.87
07-110874	07-110874	\$2,879.11	3/12/2009		
				CDA A	\$28.79
				DA OFFICE	\$287.91
				GENERAL FUND	\$690.99
				ORANGE CO SO	\$1,871.42
07-42273	07-42273	\$3,303.72	12/9/2009		
				CDA A	\$33.04
				DA OFFICE	\$330.37
				GENERAL FUND	\$792.89
				SANTA ANA PD	\$2,147.42
07CC00378	07CC00378	\$3,731.18	4/9/2009		
				ANAHEIM PD	\$2,425.27
				CDA A	\$37.31
				DA OFFICE	\$373.12
				GENERAL FUND	\$895.48
07CC00436	07CC00436	\$3,078.26	2/3/2009		
				CDA A	\$30.78
				DA OFFICE	\$307.83
				GARDEN GROVE PD	\$2,000.87
				GENERAL FUND	\$738.78
07CC00458	07CC00458	\$4,383.00	9/2/2009		
				CDA A	\$43.83
				CYPRESS PD	\$2,848.95
				DA OFFICE	\$438.30



State of California
ASSET FORFEITURE REPORT -

Table 3

Admin Number	Docket Number	Amount Forfeited	Date Disbursed	Recipient	Amount Disbursed
07CC00717	07CC00717	\$3,368.82	6/4/2009	GENERAL FUND	\$1,051.92
				CDA A	\$33.69
				DA OFFICE	\$336.88
				GENERAL FUND	\$808.52
				NEWPORT BEACH PD	\$2,189.73
07CC00924	07CC00924	\$942.14	2/3/2009		
				CDA A	\$9.42
				DA OFFICE	\$94.21
				GENERAL FUND	\$226.11
				SANTA ANA PD	\$612.40
07CC00984	07CC00984	\$20,429.43	4/9/2009		
				CDA A	\$204.29
				DA OFFICE	\$2,042.94
				GENERAL FUND	\$4,903.06
				ORANGE PD	\$13,279.14
07CC01001	07CC01001	\$1,533.13	3/12/2009		
				CDA A	\$15.33
				DA OFFICE	\$153.32
				GENERAL FUND	\$367.95
				ORANGE CO SO	\$996.53
07CC01031	07CC01031	\$15,031.07	2/3/2009		
				CDA A	\$150.31
				COSTA MESA PD	\$9,770.19
				DA OFFICE	\$1,503.11
				GENERAL FUND	\$3,607.46
07CC01062	07CC01062	\$1,116.44	3/12/2009		
				ANAHEIM PD	\$725.69
				CDA A	\$11.16
				DA OFFICE	\$111.64
				GENERAL FUND	\$267.95
07CC01112X	07CC01112X	\$626.00	12/9/2009		
				CDA A	\$6.26
				DA OFFICE	\$62.60
				GENERAL FUND	\$150.24
				LA IMPACT	\$406.90
07CC01693	07CC01693	\$872.00	8/17/2009		
				CDA A	\$8.72
				DA OFFICE	\$87.20
				GENERAL FUND	\$209.28
				TUSTIN PD	\$566.80
07CC01695	07CC01695	\$917.09	12/9/2009		
				CDA A	\$9.17
				DA OFFICE	\$91.71
				GENERAL FUND	\$220.10
				IRVINE PD	\$596.11



State of California
ASSET FORFEITURE REPORT - 2009

Table 3

Admin Number	Docket Number	Amount Forfeited	Date Disbursed	Recipient	Amount Disbursed
07CC19358	07CC19358	\$916.46	2/3/2009	CDA DA OFFICE GENERAL FUND SANTA ANA PD	\$9.16 \$91.65 \$219.95 \$595.70
07CC19414	07CC19414	\$13,176.26	11/6/2009	CDA DA OFFICE GENERAL FUND ORANGE CO SO	\$131.76 \$1,317.63 \$3,162.30 \$8,564.57
07CC19424	07CC19424	\$3,350.46	4/9/2009	CDA DA OFFICE GENERAL FUND ORANGE CO SO	\$33.50 \$335.05 \$804.11 \$2,177.80
07CC19474	07CC19474	\$2,974.60	6/4/2009	CDA DA OFFICE GENERAL FUND NEWPORT BEACH PD	\$29.75 \$297.46 \$713.90 \$1,933.49
07CC19625	07CC19625	\$1,302.00	5/7/2009	CDA CHP-SANTA ANA DA OFFICE GENERAL FUND	\$13.02 \$846.30 \$130.20 \$312.48
07CC19733	07CC19733	\$1,682.40	2/3/2009	CDA DA OFFICE GENERAL FUND ORANGE PD	\$16.82 \$168.24 \$403.78 \$1,093.56
07CC19866	07CC19866	\$16,063.90	11/6/2009	CDA DA OFFICE GENERAL FUND ORANGE CO SO	\$160.64 \$1,606.39 \$3,855.34 \$10,441.53
07CC19964	07CC19964	\$825.37	2/3/2009	CDA DA OFFICE GENERAL FUND IRVINE PD	\$8.25 \$82.54 \$198.09 \$536.49
07F01262	07F01262	\$8,781.98	10/9/2009	CDA DA OFFICE GENERAL FUND HUNTINGTON BEACH PD	\$87.82 \$878.20 \$2,107.68 \$5,708.28
07F04146	07F04146	\$2,924.00	3/12/2009	CDA	\$29.24



State of California
ASSET FORFEITURE REPORT - 2009

Table 3

Admin Number	Docket Number	Amount Forfeited	Date Disbursed	Recipient	Amount Disbursed
				CHP-SANTA ANA	\$1,900.60
				DA OFFICE	\$292.40
				GENERAL FUND	\$701.76
07F04987	07F04987	\$690.13	3/12/2009		
				CDA A	\$6.90
				DA OFFICE	\$69.01
				GENERAL FUND	\$165.63
				ORANGE CO SO	\$448.59
07F08670	07F08670	\$2,604.00	3/12/2009		
				CDA A	\$26.04
				CHP-SANTA ANA	\$1,692.60
				DA OFFICE	\$260.40
				GENERAL FUND	\$624.96
07F08686	07F08686	\$11,212.92	4/9/2009		
				CA DOJ-BNE ORANGE	\$7,288.40
				CDA A	\$112.13
				DA OFFICE	\$1,121.29
				GENERAL FUND	\$2,691.10
07F10074	07F10074	\$4,087.44	3/12/2009		
				BUENA PARK PD	\$2,656.84
				CDA A	\$40.87
				DA OFFICE	\$408.74
				GENERAL FUND	\$980.99
07F11740	07F11740	\$4,250.88	4/9/2009		
				CDA A	\$42.51
				DA OFFICE	\$425.09
				GARDEN GROVE PD	\$2,763.07
				GENERAL FUND	\$1,020.21
07F12253	07F12253	\$2,565.29	2/3/2009		
				CDA A	\$25.65
				DA OFFICE	\$256.53
				GENERAL FUND	\$615.67
				WESTMINSTER PD	\$1,667.44
07F12319	07F12319	\$2,795.32	2/3/2009		
				CDA A	\$27.95
				CYPRESS PD	\$1,816.96
				DA OFFICE	\$279.53
				GENERAL FUND	\$670.88
07F12985	07F12985	\$4,041.80	2/3/2009		
				CDA A	\$40.42
				DA OFFICE	\$404.18
				GENERAL FUND	\$970.03
				ORANGE CO RNSP	\$2,627.17
07F13318	07F13318	\$701.00	3/12/2009		
				CDA A	\$7.01
				CHP-SANTA ANA	\$455.65
				DA OFFICE	\$70.10



State of California
ASSET FORFEITURE REPORT - 2009

Table 3

Admin Number	Docket Number	Amount Forfeited	Date Disbursed	Recipient	Amount Disbursed
07F15082	07F15082	\$597.15	2/3/2009	GENERAL FUND	\$168.24
				CDA A	\$5.97
				DA OFFICE	\$59.72
				GARDEN GROVE PD	\$388.14
				GENERAL FUND	\$143.32
07F15217	07F15217	\$2,036.84	3/12/2009		
				CDA A	\$20.37
				DA OFFICE	\$203.68
				FOUNTAIN VALLEY PD	\$1,323.95
				GENERAL FUND	\$488.84
07F15246	07F15246	\$377.68	8/17/2009		
				CDA A	\$3.78
				DA OFFICE	\$37.77
				GARDEN GROVE PD	\$245.49
				GENERAL FUND	\$90.64
07F15515A	07F15515A	\$662.51	2/4/2009		
				CDA A	\$6.63
				DA OFFICE	\$66.25
				GENERAL FUND	\$159.00
				SANTA ANA PD	\$430.63
07F15559A/B	07F15559A/B	\$2,712.11	11/6/2009		
				CDA A	\$27.12
				DA OFFICE	\$271.21
				GENERAL FUND	\$650.91
				ORANGE CO SO	\$1,762.87
07F15609	07F15609	\$860.12	3/12/2009		
				CDA A	\$8.60
				DA OFFICE	\$86.01
				GENERAL FUND	\$206.43
				SANTA ANA PD	\$559.08
07F16393	07F16393	\$1,600.00	4/9/2009		
				CDA A	\$16.00
				DA OFFICE	\$160.00
				FULLERTON PD	\$1,040.00
				GENERAL FUND	\$384.00
08-00114861	08-00114861	\$58,960.10	11/6/2009		
				CDA A	\$589.60
				DA OFFICE	\$5,896.01
				GENERAL FUND	\$14,150.42
				ORANGE CO SO	\$38,324.07
08-020446	08-020446	\$22,413.85	6/5/2009		
				CDA A	\$224.14
				DA OFFICE	\$2,241.39
				GENERAL FUND	\$5,379.32
				HUNTINGTON BEACH PD	\$14,569.00



State of California
ASSET FORFEITURE REPORT - 2009

Table 3

Admin Number	Docket Number	Amount Forfeited	Date Disbursed	Recipient	Amount Disbursed
08-036537	08-036537	\$8,233.13	2/3/2009	CDA A	\$82.33
				DA OFFICE	\$823.31
				GENERAL FUND	\$1,975.95
				ORANGE CO SO	\$5,351.54
08-047954	08-047954	\$20,167.89	11/6/2009	CDA A	\$201.68
				DA OFFICE	\$2,016.79
				GENERAL FUND	\$4,840.29
				ORANGE CO SO	\$13,109.13
08-050051	08-050051	\$457.04	2/3/2009	CDA A	\$4.57
				DA OFFICE	\$45.70
				GENERAL FUND	\$109.69
				ORANGE CO SO	\$297.08
08-055089	08-055089	\$1,188.19	2/3/2009	CDA A	\$11.88
				DA OFFICE	\$118.82
				GENERAL FUND	\$285.17
				ORANGE CO SO	\$772.32
08-06076	08-06076	\$597.24	3/12/2009	CDA A	\$5.97
				DA OFFICE	\$59.72
				GENERAL FUND	\$143.34
				WESTMINSTER PD	\$388.21
08-069848	08-069848	\$511.01	4/9/2009	CDA A	\$5.11
				DA OFFICE	\$51.10
				GENERAL FUND	\$122.64
				ORANGE CO SO	\$332.16
08-072757	08-072757	\$893.15	4/9/2009	CDA A	\$8.93
				DA OFFICE	\$89.31
				GENERAL FUND	\$214.36
				ORANGE CO SO	\$580.55
08-08979	08-08979	\$8,623.57	6/4/2009	CDA A	\$86.24
				DA OFFICE	\$862.36
				GENERAL FUND	\$2,069.66
				IRVINE PD	\$5,605.31
08-15247	08-15247	\$662.07	2/3/2009	BUENA PARK PD	\$430.34
				CDA A	\$6.62
				DA OFFICE	\$66.21
				GENERAL FUND	\$158.90
08-181913	08-181913	\$685.93	5/7/2009	ANAHEIM PD	\$445.86



State of California
ASSET FORFEITURE REPORT - 2009

Table 3

Admin Number	Docket Number	Amount Forfeited	Date Disbursed	Recipient	Amount Disbursed
				CDA A	\$6.86
				DA OFFICE	\$68.59
				GENERAL FUND	\$164.62
08-191146	08-191146	\$929.86	4/9/2009		
				CDA A	\$9.30
				DA OFFICE	\$92.99
				GENERAL FUND	\$223.17
				ORANGE CO SO	\$604.40
08-1938	08-1938	\$5,501.35	6/5/2009		
				CDA A	\$55.01
				DA OFFICE	\$550.14
				GARDEN GROVE PD	\$3,575.88
				GENERAL FUND	\$1,320.32
08-38773	08-38773	\$21,419.65	6/4/2009		
				CDA A	\$214.20
				DA OFFICE	\$2,141.97
				GENERAL FUND	\$5,140.72
				SANTA ANA PD	\$13,922.76
08-54775	08-54775	\$580.00	3/12/2009		
				CDA A	\$5.80
				DA OFFICE	\$58.00
				FULLERTON PD	\$377.00
				GENERAL FUND	\$139.20
08-63049	08-63049	\$2,030.00	3/12/2009		
				CDA A	\$20.30
				DA OFFICE	\$203.00
				FULLERTON PD	\$1,319.50
				GENERAL FUND	\$487.20
08-69221	08-69221	\$3,900.00	3/12/2009		
				CDA A	\$39.00
				DA OFFICE	\$390.00
				FULLERTON PD	\$2,535.00
				GENERAL FUND	\$936.00
08F00809	08F00809	\$5,452.64	11/4/2009		
				ANAHEIM PD	\$3,544.22
				CDA A	\$54.53
				DA OFFICE	\$545.26
				GENERAL FUND	\$1,308.63
08F00928A/B	08F00928A/B	\$3,210.13	6/5/2009		
				CDA A	\$32.10
				DA OFFICE	\$321.01
				GARDEN GROVE PD	\$2,086.59
				GENERAL FUND	\$770.43
08F01031	08F01031	\$2,032.94	2/3/2009		
				CDA A	\$20.33
				DA OFFICE	\$203.29
				GARDEN GROVE PD	\$1,321.41



State of California
ASSET FORFEITURE REPORT - 2009

Table 3

Admin Number	Docket Number	Amount Forfeited	Date Disbursed	Recipient	Amount Disbursed
08F01487	08F01487	\$4,031.66	12/9/2009	GENERAL FUND	\$487.91
				CDA	\$40.32
				DA OFFICE	\$403.17
				GENERAL FUND	\$967.60
				SANTA ANA PD	\$2,620.57
08F01969	08F01969	\$526.74	8/17/2009	CA DOJ-BNE ORANGE	\$342.38
				CDA	\$5.27
				DA OFFICE	\$52.67
				GENERAL FUND	\$126.42
08F01970	08F01970	\$951.10	8/17/2009	CA DOJ-BNE ORANGE	\$618.22
				CDA	\$9.51
				DA OFFICE	\$95.11
				GENERAL FUND	\$228.26
08F02637	08F02637	\$1,042.00	3/12/2009	CDA	\$10.42
				DA OFFICE	\$104.20
				FULLERTON PD	\$677.30
				GENERAL FUND	\$250.08
08F02807	08F02807	\$2,598.25	2/3/2009	CDA	\$25.98
				DA OFFICE	\$259.83
				FOUNTAIN VALLEY PD	\$1,688.86
				GENERAL FUND	\$623.58
08F02843	08F02843	\$2,863.56	2/3/2009	CDA	\$28.64
				DA OFFICE	\$286.36
				GARDEN GROVE PD	\$1,861.31
				GENERAL FUND	\$687.25
08F03804	08F03804	\$2,217.60	2/3/2009	CDA	\$22.18
				DA OFFICE	\$221.76
				GARDEN GROVE PD	\$1,441.44
				GENERAL FUND	\$532.22
08F03842	08F03842	\$610.15	3/12/2009	CDA	\$6.10
				DA OFFICE	\$61.02
				GENERAL FUND	\$146.44
				ORANGE CO SO	\$396.59
08F03852	08F03852	\$1,582.58	6/4/2009	CDA	\$15.83
				DA OFFICE	\$158.26
				GENERAL FUND	\$379.82
				HUNTINGTON BEACH PD	\$1,028.67



State of California
ASSET FORFEITURE REPORT - 2009

Table 3

Admin Number	Docket Number	Amount Forfeited	Date Disbursed	Recipient	Amount Disbursed
08F03989	08F03989	\$1,625.56	2/3/2009	CDA A	\$16.26
				DA OFFICE	\$162.56
				GENERAL FUND	\$390.13
				WESTMINSTER PD	\$1,056.61
08F04016	08F04016	\$2,260.98	3/12/2009	CDA A	\$22.61
				DA OFFICE	\$226.10
				GENERAL FUND	\$542.64
				ORANGE CO SO	\$1,469.63
08F04048	08F04048	\$2,395.46	2/3/2009	CDA A	\$23.95
				DA OFFICE	\$239.55
				GENERAL FUND	\$574.91
				ORANGE CO SO	\$1,557.05
08F04060	08F04060	\$4,246.03	2/3/2009	CDA A	\$42.46
				DA OFFICE	\$424.60
				GENERAL FUND	\$1,019.05
				ORANGE CO SO	\$2,759.92
08F04065	08F04065	\$576.31	2/3/2009	CDA A	\$5.76
				DA OFFICE	\$57.63
				GENERAL FUND	\$138.31
				ORANGE CO SO	\$374.61
08F04125	08F04125	\$535.42	2/3/2009	CDA A	\$5.35
				DA OFFICE	\$53.54
				GENERAL FUND	\$128.50
				ORANGE CO SO	\$348.03
08F04135	08F04135	\$1,645.46	11/6/2009	CDA A	\$16.45
				DA OFFICE	\$164.55
				GENERAL FUND	\$394.91
				ORANGE CO SO	\$1,069.55
08F04195	08F04195	\$2,177.59	3/12/2009	CDA A	\$21.78
				DA OFFICE	\$217.76
				GENERAL FUND	\$522.62
				ORANGE CO SO	\$1,415.43
08F04624	08F04624	\$1,293.19	2/3/2009	CDA A	\$12.93
				DA OFFICE	\$129.32
				GENERAL FUND	\$310.37
				IRVINE PD	\$840.57
08F04678	08F04678	\$648.13	2/3/2009	CDA A	\$6.48



State of California
ASSET FORFEITURE REPORT - 2009

Table 3

Admin Number	Docket Number	Amount Forfeited	Date Disbursed	Recipient	Amount Disbursed
				DA OFFICE	\$64.81
				GENERAL FUND	\$155.55
				ORANGE CO SO	\$421.29
08F04712	08F04712	\$1,400.29	2/3/2009		
				CDA A	\$14.00
				DA OFFICE	\$140.03
				GENERAL FUND	\$336.07
				IRVINE PD	\$910.19
08F04983	08F04983	\$2,680.15	6/5/2009		
				ANAHEIM PD	\$1,742.09
				CDA A	\$26.80
				DA OFFICE	\$268.02
				GENERAL FUND	\$643.24
08F05015	08F05015	\$865.92	2/3/2009		
				CDA A	\$8.66
				DA OFFICE	\$86.59
				GENERAL FUND	\$207.82
				SANTA ANA PD	\$562.85
08F05323	08F05323	\$659.47	10/9/2009		
				CDA A	\$6.59
				DA OFFICE	\$65.95
				GARDEN GROVE PD	\$428.66
				GENERAL FUND	\$158.27
08F05351	08F05351	\$797.63	2/3/2009		
				CDA A	\$7.98
				DA OFFICE	\$79.76
				GARDEN GROVE PD	\$518.46
				GENERAL FUND	\$191.43
08F05419	08F05419	\$1,467.67	2/3/2009		
				CDA A	\$14.68
				DA OFFICE	\$146.77
				GENERAL FUND	\$352.24
				ORANGE CO SO	\$953.98
08F05565	08F05565	\$3,730.02	2/3/2009		
				CDA A	\$37.30
				DA OFFICE	\$373.00
				GENERAL FUND	\$895.20
				ORANGE CO SO	\$2,424.52
08F05581	08F05581	\$3,878.06	3/10/2009		
				CDA A	\$38.78
				DA OFFICE	\$387.81
				GENERAL FUND	\$930.73
				SANTA ANA PD	\$2,520.74
08F05590	08F05590	\$1,236.24	2/3/2009		
				CDA A	\$12.36
				DA OFFICE	\$123.62
				GENERAL FUND	\$296.70



State of California
ASSET FORFEITURE REPORT - 2009

Table 3

Admin Number	Docket Number	Amount Forfeited	Date Disbursed	Recipient	Amount Disbursed
08F05620	08F05620	\$3,418.69	2/3/2009	SANTA ANA PD	\$803.56
				CDA A	\$34.19
				DA OFFICE	\$341.87
				GENERAL FUND	\$820.49
				SANTA ANA PD	\$2,222.14
08F05630A/B	08F05630A/B	\$661.87	2/4/2009		
				CDA A	\$6.62
				DA OFFICE	\$66.19
				GENERAL FUND	\$158.85
				SANTA ANA PD	\$430.21
08F05647	08F05647	\$600.47	2/3/2009		
				CDA A	\$6.00
				DA OFFICE	\$60.05
				GENERAL FUND	\$144.11
				ORANGE CO SO	\$390.31
08F05691	08F05691	\$1,044.50	6/4/2009		
				CDA A	\$10.45
				DA OFFICE	\$104.45
				GENERAL FUND	\$250.68
				SANTA ANA PD	\$678.92
08F05802	08F05802	\$551.41	4/9/2009		
				CDA A	\$5.51
				DA OFFICE	\$55.14
				GENERAL FUND	\$132.34
				ORANGE CO SO	\$358.42
08F05822	08F05822	\$1,080.22	2/3/2009		
				CDA A	\$10.80
				DA OFFICE	\$108.02
				GENERAL FUND	\$259.25
				IRVINE PD	\$702.15
08F05897	08F05897	\$628.77	2/3/2009		
				CDA A	\$6.29
				DA OFFICE	\$62.88
				GENERAL FUND	\$150.90
				NEWPORT BEACH PD	\$408.70
08F05918	08F05918	\$1,184.08	2/3/2009		
				CDA A	\$11.84
				DA OFFICE	\$118.41
				GENERAL FUND	\$284.18
				NEWPORT BEACH PD	\$769.65
08F05947	08F05947	\$5,717.07	3/12/2009		
				CDA A	\$57.17
				DA OFFICE	\$571.71
				GENERAL FUND	\$1,372.10
				ORANGE CO SO	\$3,716.09



State of California
ASSET FORFEITURE REPORT -

Table 3

Admin Number	Docket Number	Amount Forfeited	Date Disbursed	Recipient	Amount Disbursed
08F06301	08F06301	\$966.80	8/17/2009	CA DOJ-BNE ORANGE	\$628.42
				CDA A	\$9.67
				DA OFFICE	\$96.68
				GENERAL FUND	\$232.03
08F06308	08F06308	\$1,642.08	2/3/2009	ANAHEIM PD	\$1,067.35
				CDA A	\$16.42
				DA OFFICE	\$164.21
				GENERAL FUND	\$394.10
08F06310	08F06310	\$2,062.68	10/9/2009	CA DOJ-BNE ORANGE	\$1,340.74
				CDA A	\$20.63
				DA OFFICE	\$206.27
				GENERAL FUND	\$495.04
08F06311	08F06311	\$4,341.65	4/9/2009	CDA A	\$43.41
				DA OFFICE	\$434.17
				GENERAL FUND	\$1,041.99
				ORANGE CO RN SP	\$2,822.08
08F06320	08F06320	\$1,907.36	8/17/2009	CA DOJ-BNE ORANGE	\$1,239.78
				CDA A	\$19.07
				DA OFFICE	\$190.74
				GENERAL FUND	\$457.77
08F06341	08F06341	\$1,774.86	10/9/2009	CA DOJ-BNE ORANGE	\$1,153.65
				CDA A	\$17.75
				DA OFFICE	\$177.49
				GENERAL FUND	\$425.97
08F06508	08F06508	\$938.97	2/3/2009	CDA A	\$9.39
				DA OFFICE	\$93.90
				GENERAL FUND	\$225.35
				SANTA ANA PD	\$610.33
08F06521	08F06521	\$1,202.86	6/4/2009	CDA A	\$12.03
				DA OFFICE	\$120.29
				GENERAL FUND	\$288.69
				ORANGE PD	\$781.85
08F06584	08F06584	\$871.55	2/3/2009	CDA A	\$8.72
				DA OFFICE	\$87.16
				GENERAL FUND	\$209.17
				ORANGE PD	\$566.50
08F06621	08F06621	\$10,502.42	5/7/2009	CDA A	\$105.02



State of California
ASSET FORFEITURE REPORT - 2009

Table 3

Admin Number	Docket Number	Amount Forfeited	Date Disbursed	Recipient	Amount Disbursed
				DA OFFICE	\$1,050.24
				GENERAL FUND	\$2,520.58
				SANTA ANA PD	\$6,826.58
08F06651	08F06651	\$1,489.26	9/2/2009		
				CDA A	\$14.89
				DA OFFICE	\$148.93
				GENERAL FUND	\$357.42
				ORANGE PD	\$968.02
08F06676	08F06676	\$1,006.12	2/3/2009		
				CDA A	\$10.06
				DA OFFICE	\$100.61
				GENERAL FUND	\$241.47
				SANTA ANA PD	\$653.98
08F06726	08F06726	\$632.00	2/3/2009		
				CDA A	\$6.32
				DA OFFICE	\$63.20
				GENERAL FUND	\$151.68
				TUSTIN PD	\$410.80
08F06831	08F06831	\$1,358.98	2/3/2009		
				CDA A	\$13.59
				DA OFFICE	\$135.90
				GARDEN GROVE PD	\$883.33
				GENERAL FUND	\$326.16
08F06880	08F06880	\$1,471.08	2/3/2009		
				CDA A	\$14.71
				DA OFFICE	\$147.11
				GARDEN GROVE PD	\$956.20
				GENERAL FUND	\$353.06
08F06895	08F06895	\$2,339.94	8/17/2009		
				CDA A	\$23.40
				DA OFFICE	\$233.99
				GENERAL FUND	\$561.59
				HUNTINGTON BEACH PD	\$1,520.96
08F06901	08F06901	\$2,183.80	2/3/2009		
				CDA A	\$21.84
				DA OFFICE	\$218.38
				GARDEN GROVE PD	\$1,419.47
				GENERAL FUND	\$524.11
08F06922A	08F06922A	\$689.90	2/3/2009		
				CDA A	\$6.90
				DA OFFICE	\$68.99
				GARDEN GROVE PD	\$448.43
				GENERAL FUND	\$165.58
08F06922B	08F06922B	\$5,110.85	2/3/2009		
				CDA A	\$51.11
				DA OFFICE	\$511.09
				GARDEN GROVE PD	\$3,322.05



State of California
ASSET FORFEITURE REPORT - 2009

Table 3

Admin Number	Docket Number	Amount Forfeited	Date Disbursed	Recipient	Amount Disbursed
08F07114	08F07114	\$6,727.00	11/4/2009	GENERAL FUND	\$1,226.60
				ANAHEIM PD	\$4,372.55
				CDAA	\$67.27
				DA OFFICE	\$672.70
08F07385	08F07385	\$4,389.00	3/12/2009	GENERAL FUND	\$1,614.48
				CDAA	\$43.89
				DA OFFICE	\$438.90
				GENERAL FUND	\$1,053.36
08F07401	08F07401	\$2,005.19	2/3/2009	ORANGE CO SO	\$2,852.85
				CDAA	\$20.05
				DA OFFICE	\$200.52
				GENERAL FUND	\$481.25
08F07420	08F07420	\$716.49	4/9/2009	SANTA ANA PD	\$1,303.37
				CDAA	\$7.16
				DA OFFICE	\$71.65
				GENERAL FUND	\$171.96
				ORANGE PD	\$465.72
08F07484	08F07484	\$1,031.33	3/12/2009	ANAHEIM PD	\$670.37
				CDAA	\$10.31
				DA OFFICE	\$103.13
				GENERAL FUND	\$247.52
08F07730	08F07730	\$11,507.21	5/7/2009	ANAHEIM PD	\$670.37
				CDAA	\$115.07
				COSTA MESA PD	\$7,479.69
				DA OFFICE	\$1,150.72
				GENERAL FUND	\$2,761.73
08F07820	08F07820	\$1,460.70	3/12/2009	ANAHEIM PD	\$670.37
				CDAA	\$14.61
				DA OFFICE	\$146.07
				GENERAL FUND	\$350.57
				WESTMINSTER PD	\$949.45
08F07833	08F07833	\$1,951.00	9/2/2009	ANAHEIM PD	\$670.37
				CDAA	\$19.51
				DA OFFICE	\$195.10
				GENERAL FUND	\$468.24
				SANTA ANA PD	\$1,268.15
08F07853	08F07853	\$9,349.35	4/9/2009	ANAHEIM PD	\$670.37
				CDAA	\$93.49
				DA OFFICE	\$934.94
				GENERAL FUND	\$2,243.84
				SANTA ANA PD	\$6,077.08



State of California
ASSET FORFEITURE REPORT - 2009

Table 3

Admin Number	Docket Number	Amount Forfeited	Date Disbursed	Recipient	Amount Disbursed
08F07873	08F07873	\$2,578.62	4/9/2009	CDA DA OFFICE GENERAL FUND WESTMINSTER PD	\$25.79 \$257.86 \$618.87 \$1,676.10
08F08011	08F08011	\$2,127.87	2/3/2009	CDA DA OFFICE GENERAL FUND NEWPORT BEACH PD	\$21.28 \$212.79 \$510.69 \$1,383.11
08F08023	08F08023	\$3,501.03	2/3/2009	CDA DA OFFICE GENERAL FUND NEWPORT BEACH PD	\$35.01 \$350.10 \$840.25 \$2,275.67
08F08031	08F08031	\$481.44	9/2/2009	CDA DA OFFICE GENERAL FUND NEWPORT BEACH PD	\$4.81 \$48.14 \$115.55 \$312.94
08F08176	08F08176	\$650.11	2/3/2009	CDA DA OFFICE GENERAL FUND IRVINE PD	\$6.50 \$65.01 \$156.03 \$422.57
08F08204	08F08204	\$2,089.80	2/3/2009	CDA DA OFFICE GENERAL FUND ORANGE CO SO	\$20.90 \$208.98 \$501.55 \$1,358.37
08F08206	08F08206	\$6,822.74	4/9/2009	CDA DA OFFICE GENERAL FUND ORANGE CO SO	\$68.23 \$682.27 \$1,637.46 \$4,434.78
08F08254	08F08254	\$3,520.20	3/12/2009	CDA DA OFFICE GENERAL FUND ORANGE CO SO	\$35.20 \$352.02 \$844.85 \$2,288.13
08F08297	08F08297	\$2,330.57	6/5/2009	CDA DA OFFICE GENERAL FUND HUNTINGTON BEACH PD	\$23.31 \$233.06 \$559.34 \$1,514.86
08F08302	08F08302	\$494.10	3/12/2009	CDA	\$4.94



State of California
ASSET FORFEITURE REPORT - 2009

Table 3

Admin Number	Docket Number	Amount Forfeited	Date Disbursed	Recipient	Amount Disbursed
				DA OFFICE	\$49.41
				GENERAL FUND	\$118.58
				IRVINE PD	\$321.17
08F08337	08F08337	\$543.90	3/12/2009		
				CDA A	\$5.44
				COSTA MESA PD	\$353.53
				DA OFFICE	\$54.39
				GENERAL FUND	\$130.54
08F08645	08F08645	\$604.76	8/17/2009		
				BUENA PARK PD	\$393.09
				CDA A	\$6.05
				DA OFFICE	\$60.48
				GENERAL FUND	\$145.14
08F08683	08F08683	\$961.36	2/3/2009		
				CDA A	\$9.61
				DA OFFICE	\$96.14
				GENERAL FUND	\$230.73
				ORANGE CO SO	\$624.88
08F08791	08F08791	\$2,859.81	2/3/2009		
				CDA A	\$28.60
				DA OFFICE	\$285.98
				FOUNTAIN VALLEY PD	\$1,858.88
				GENERAL FUND	\$686.35
08F08820	08F08820	\$817.88	8/17/2009		
				CDA A	\$8.18
				DA OFFICE	\$81.79
				GENERAL FUND	\$196.29
				SANTA ANA PD	\$531.62
08F08833	08F08833	\$1,658.29	3/12/2009		
				CDA A	\$16.58
				DA OFFICE	\$165.83
				GENERAL FUND	\$397.99
				SANTA ANA PD	\$1,077.89
08F08850	08F08850	\$4,682.96	3/12/2009		
				CDA A	\$46.83
				DA OFFICE	\$468.30
				GENERAL FUND	\$1,123.91
				SANTA ANA PD	\$3,043.92
08F08859	08F08859	\$798.12	2/4/2009		
				CDA A	\$7.98
				DA OFFICE	\$79.81
				GENERAL FUND	\$191.55
				SANTA ANA PD	\$518.78
08F08862	08F08862	\$2,249.15	2/4/2009		
				CDA A	\$22.49
				DA OFFICE	\$224.92
				GENERAL FUND	\$539.80



State of California
ASSET FORFEITURE REPORT - 2009

Table 3

Admin Number	Docket Number	Amount Forfeited	Date Disbursed	Recipient	Amount Disbursed
08F08868	08F08868	\$6,009.59	4/9/2009	SANTA ANA PD	\$1,461.94
				CDA A	\$60.10
				DA OFFICE	\$600.96
				GENERAL FUND	\$1,442.30
				ORANGE CO SO	\$3,906.23
08F08925	08F08925	\$1,060.34	2/3/2009	ANAHEIM PD	\$689.23
				CDA A	\$10.60
				DA OFFICE	\$106.03
				GENERAL FUND	\$254.48
08F09080	08F09080	\$1,945.46	5/7/2009	CDA A	\$19.45
				CYPRESS PD	\$1,264.56
				DA OFFICE	\$194.54
				GENERAL FUND	\$466.91
08F09149	08F09149	\$4,511.98	10/9/2009	CDA A	\$45.12
				DA OFFICE	\$451.20
				GARDEN GROVE PD	\$2,932.78
				GENERAL FUND	\$1,082.88
08F09163	08F09163	\$1,264.54	10/9/2009	CDA A	\$12.65
				DA OFFICE	\$126.45
				GARDEN GROVE PD	\$821.95
				GENERAL FUND	\$303.49
08F09198	08F09198	\$15,189.87	2/3/2009	CDA A	\$151.90
				DA OFFICE	\$1,518.99
				GARDEN GROVE PD	\$9,873.41
				GENERAL FUND	\$3,645.57
08F09223	08F09223	\$5,135.67	9/2/2009	CDA A	\$51.36
				DA OFFICE	\$513.57
				GENERAL FUND	\$1,232.56
				WESTMINSTER PD	\$3,338.18
08F09326	08F09326	\$632.31	3/12/2009	CDA A	\$6.32
				DA OFFICE	\$63.23
				FULLERTON PD	\$411.01
				GENERAL FUND	\$151.75
08F09345	08F09345	\$484.04	2/3/2009	ANAHEIM PD	\$314.63
				CDA A	\$4.84
				DA OFFICE	\$48.40
				GENERAL FUND	\$116.17



State of California
ASSET FORFEITURE REPORT - 2009

Table 3

Admin Number	Docket Number	Amount Forfeited	Date Disbursed	Recipient	Amount Disbursed
08F09369	08F09369	\$10,262.34	3/12/2009	CDA A	\$102.62
				DA OFFICE	\$1,026.23
				FULLERTON PD	\$6,670.53
				GENERAL FUND	\$2,462.96
08F09422	08F09422	\$5,234.70	10/9/2009	CDA A	\$52.35
				DA OFFICE	\$523.47
				FULLERTON PD	\$3,402.55
				GENERAL FUND	\$1,256.33
08F09557	08F09557	\$665.97	5/7/2009	CDA A	\$6.66
				DA OFFICE	\$66.60
				GENERAL FUND	\$159.83
				HUNTINGTON BEACH PD	\$432.88
08F09855	08F09855	\$728.00	3/12/2009	CDA A	\$7.28
				DA OFFICE	\$72.80
				FULLERTON PD	\$473.20
				GENERAL FUND	\$174.72
08F09933	08F09933	\$1,403.00	3/12/2009	CDA A	\$14.03
				DA OFFICE	\$140.30
				FULLERTON PD	\$911.95
				GENERAL FUND	\$336.72
08F09974	08F09974	\$3,757.71	3/12/2009	CDA A	\$37.58
				DA OFFICE	\$375.77
				FULLERTON PD	\$2,442.51
				GENERAL FUND	\$901.85
08F10032B	08F10032B	\$2,889.06	6/4/2009	CDA A	\$28.89
				DA OFFICE	\$288.91
				GENERAL FUND	\$693.37
				SANTA ANA PD	\$1,877.89
08F10157	08F10157	\$1,156.19	11/6/2009	CDA A	\$11.56
				DA OFFICE	\$115.62
				GENERAL FUND	\$277.49
				ORANGE CO SO	\$751.52
08F10167	08F10167	\$2,655.47	4/9/2009	CDA A	\$26.55
				DA OFFICE	\$265.55
				GENERAL FUND	\$637.31
				SANTA ANA PD	\$1,726.06
08F10186	08F10186	\$787.41	4/9/2009	CDA A	\$7.87



State of California
ASSET FORFEITURE REPORT -

Table 3

Admin Number	Docket Number	Amount Forfeited	Date Disbursed	Recipient	Amount Disbursed
				DA OFFICE	\$78.74
				GENERAL FUND	\$188.98
				SANTA ANA PD	\$511.82
08F10280	08F10280	\$1,455.16	4/9/2009		
				CDA A	\$14.55
				DA OFFICE	\$145.52
				GENERAL FUND	\$349.24
				ORANGE CO SO	\$945.85
08F10299	08F10299	\$7,594.82	11/6/2009		
				CDA A	\$75.95
				DA OFFICE	\$759.48
				GENERAL FUND	\$1,822.76
				ORANGE CO SO	\$4,936.63
08F10365	08F10365	\$6,584.38	4/9/2009		
				CDA A	\$65.84
				DA OFFICE	\$658.45
				GENERAL FUND	\$1,580.28
				ORANGE CO SO	\$4,279.81
08F10375	08F10375	\$521.97	4/9/2009		
				CDA A	\$5.22
				DA OFFICE	\$52.20
				GENERAL FUND	\$125.27
				ORANGE CO SO	\$339.28
08F10558	08F10558	\$1,219.03	2/3/2009		
				CDA A	\$12.19
				DA OFFICE	\$121.90
				GENERAL FUND	\$292.57
				ORANGE CO SO	\$792.37
08F10587	08F10587	\$1,451.11	3/12/2009		
				CDA A	\$14.51
				DA OFFICE	\$145.11
				GENERAL FUND	\$348.27
				LAGUNA BEACH PD	\$943.22
08F10599	08F10599	\$1,643.63	3/12/2009		
				CDA A	\$16.44
				DA OFFICE	\$164.36
				GENERAL FUND	\$394.47
				NEWPORT BEACH PD	\$1,068.36
08F10856	08F10856	\$2,951.48	6/5/2009		
				CDA A	\$29.51
				DA OFFICE	\$295.15
				GENERAL FUND	\$708.36
				HUNTINGTON BEACH PD	\$1,918.46
08F10877	08F10877	\$6,391.95	4/9/2009		
				CDA A	\$63.92
				DA OFFICE	\$639.20
				GENERAL FUND	\$1,534.07



State of California
ASSET FORFEITURE REPORT - 2009

Table 3

Admin Number	Docket Number	Amount Forfeited	Date Disbursed	Recipient	Amount Disbursed
08F10885	08F10885	\$1,609.13	6/5/2009	ORANGE CO SO	\$4,154.76
				CDA	\$16.09
				DA OFFICE	\$160.91
				GARDEN GROVE PD	\$1,045.94
				GENERAL FUND	\$386.19
08F10992	08F10992	\$1,212.66	9/2/2009	BUENA PARK PD	\$788.22
				CDA	\$12.13
				DA OFFICE	\$121.27
				GENERAL FUND	\$291.04
08F11082	08F11082	\$3,677.99	4/9/2009	CDA	\$36.78
				DA OFFICE	\$367.80
				GENERAL FUND	\$882.72
				SANTA ANA PD	\$2,390.69
08F11226	08F11226	\$17,530.00	4/9/2009	CDA	\$175.30
				DA OFFICE	\$1,753.00
				GENERAL FUND	\$4,207.20
				LOS ALAMITOS PD	\$11,394.50
08F11283	08F11283	\$811.21	3/12/2009	ANAHEIM PD	\$527.29
				CDA	\$8.11
				DA OFFICE	\$81.12
				GENERAL FUND	\$194.69
08F11335	08F11335	\$7,068.35	4/9/2009	ANAHEIM PD	\$4,594.43
				CDA	\$70.68
				DA OFFICE	\$706.84
				GENERAL FUND	\$1,696.40
08F11370	08F11370	\$4,978.00	2/3/2009	CDA	\$49.78
				DA OFFICE	\$497.80
				FULLERTON PD	\$3,235.70
				GENERAL FUND	\$1,194.72
08F11482	08F11482	\$3,052.25	3/12/2009	ANAHEIM PD	\$1,983.96
				CDA	\$30.52
				DA OFFICE	\$305.23
				GENERAL FUND	\$732.54
08F11527	08F11527	\$593.12	4/9/2009	CDA	\$5.93
				DA OFFICE	\$59.31
				GENERAL FUND	\$142.35
				SANTA ANA PD	\$385.53



State of California
ASSET FORFEITURE REPORT - 2009

Table 3

Admin Number	Docket Number	Amount Forfeited	Date Disbursed	Recipient	Amount Disbursed
08F11543	08F11543	\$593.50	4/9/2009	CDA A	\$5.94
				DA OFFICE	\$59.35
				GENERAL FUND	\$142.44
				ORANGE CO SO	\$385.77
08F11566	08F11566	\$6,321.91	4/9/2009	CDA A	\$63.22
				DA OFFICE	\$632.19
				GENERAL FUND	\$1,517.26
				SANTA ANA PD	\$4,109.24
08F11785	08F11785	\$8,023.39	5/7/2009	CDA A	\$80.23
				DA OFFICE	\$802.34
				GENERAL FUND	\$1,925.62
				NEWPORT BEACH PD	\$5,215.20
08F11812	08F11812	\$1,574.50	3/12/2009	CDA A	\$15.75
				DA OFFICE	\$157.45
				GENERAL FUND	\$377.88
				NEWPORT BEACH PD	\$1,023.42
08F11859	08F11859	\$1,573.13	4/9/2009	CDA A	\$15.73
				DA OFFICE	\$157.31
				GENERAL FUND	\$377.55
				ORANGE CO SO	\$1,022.54
08F11883	08F11883	\$11,156.98	11/6/2009	CDA A	\$111.57
				DA OFFICE	\$1,115.70
				GENERAL FUND	\$2,677.68
				ORANGE CO SO	\$7,252.03
08F11984	08F11984	\$671.13	11/6/2009	CDA A	\$6.71
				DA OFFICE	\$67.11
				GENERAL FUND	\$161.07
				ORANGE CO SO	\$436.24
08F11993	08F11993	\$457.19	4/9/2009	CDA A	\$4.57
				DA OFFICE	\$45.72
				GENERAL FUND	\$109.73
				NEWPORT BEACH PD	\$297.17
08F12167	08F12167	\$4,984.22	7/2/2009	CDA A	\$49.84
				COSTA MESA PD	\$3,239.75
				DA OFFICE	\$498.42
				GENERAL FUND	\$1,196.21
08F12190	08F12190	\$855.13	6/4/2009	CDA A	\$8.55



State of California
ASSET FORFEITURE REPORT - 2009

Table 3

Admin Number	Docket Number	Amount Forfeited	Date Disbursed	Recipient	Amount Disbursed
				DA OFFICE	\$85.51
				GENERAL FUND	\$205.23
				IRVINE PD	\$555.84
08F12497	08F12497	\$540.48	4/9/2009		
				ANAHEIM PD	\$351.31
				CDA A	\$5.40
				DA OFFICE	\$54.05
				GENERAL FUND	\$129.72
08F12527	08F12527	\$4,217.91	10/9/2009		
				CDA A	\$42.18
				DA OFFICE	\$421.79
				GARDEN GROVE PD	\$2,741.64
				GENERAL FUND	\$1,012.30
08F12570	08F12570	\$1,527.24	6/5/2009		
				CDA A	\$15.27
				DA OFFICE	\$152.72
				GARDEN GROVE PD	\$992.71
				GENERAL FUND	\$366.54
08F12629	08F12629	\$1,325.89	5/7/2009		
				CDA A	\$13.26
				DA OFFICE	\$132.59
				GENERAL FUND	\$318.21
				SANTA ANA PD	\$861.83
08F12661	08F12661	\$1,698.58	3/12/2009		
				BUENA PARK PD	\$1,104.07
				CDA A	\$16.99
				DA OFFICE	\$169.86
				GENERAL FUND	\$407.66
08F12864	08F12864	\$4,008.71	4/9/2009		
				CDA A	\$40.09
				DA OFFICE	\$400.87
				FOUNTAIN VALLEY PD	\$2,605.66
				GENERAL FUND	\$962.09
08F13042	08F13042	\$896.84	4/9/2009		
				ANAHEIM PD	\$582.95
				CDA A	\$8.97
				DA OFFICE	\$89.68
				GENERAL FUND	\$215.24
08F13089	08F13089	\$1,365.68	4/9/2009		
				ANAHEIM PD	\$887.69
				CDA A	\$13.66
				DA OFFICE	\$136.57
				GENERAL FUND	\$327.76
08F13108	08F13108	\$501.83	4/9/2009		
				BUENA PARK PD	\$326.19
				CDA A	\$5.02
				DA OFFICE	\$50.18



State of California
ASSET FORFEITURE REPORT - 2009

Table 3

Admin Number	Docket Number	Amount Forfeited	Date Disbursed	Recipient	Amount Disbursed
				GENERAL FUND	\$120.44
08F13226	08F13226	\$3,396.82	6/4/2009	ANAHEIM PD	\$2,207.93
				CDAA	\$33.97
				DA OFFICE	\$339.68
				GENERAL FUND	\$815.24
08F13251	08F13251	\$896.11	6/4/2009	CDAA	\$8.96
				DA OFFICE	\$89.61
				GENERAL FUND	\$215.07
				SANTA ANA PD	\$582.47
08F13279	08F13279	\$4,629.71	4/9/2009	CDAA	\$46.30
				DA OFFICE	\$462.97
				GENERAL FUND	\$1,111.13
				SANTA ANA PD	\$3,009.31
08F13344	08F13344	\$895.83	6/4/2009	CDAA	\$8.96
				DA OFFICE	\$89.58
				GENERAL FUND	\$215.00
				ORANGE PD	\$582.29
08F13372	08F13372	\$477.94	9/2/2009	CDAA	\$4.78
				DA OFFICE	\$47.79
				GENERAL FUND	\$114.71
				SANTA ANA PD	\$310.66
08F13395	08F13395	\$809.17	6/5/2009	CDAA	\$8.09
				DA OFFICE	\$80.92
				GENERAL FUND	\$194.20
				SANTA ANA PD	\$525.96
08F13414	08F13414	\$3,213.39	7/2/2009	CDAA	\$32.13
				COSTA MESA PD	\$2,088.71
				DA OFFICE	\$321.34
				GENERAL FUND	\$771.21
08F13422	08F13422	\$4,883.94	6/5/2009	CDAA	\$48.84
				DA OFFICE	\$488.39
				GENERAL FUND	\$1,172.15
				SANTA ANA PD	\$3,174.56
08F13463	08F13463	\$4,888.06	4/9/2009	CDAA	\$48.88
				DA OFFICE	\$488.81
				GENERAL FUND	\$1,173.13
				ORANGE CO SO	\$3,177.24



State of California
ASSET FORFEITURE REPORT - 2009

Table 3

Admin Number	Docket Number	Amount Forfeited	Date Disbursed	Recipient	Amount Disbursed
08F13518	08F13518	\$2,598.34	10/9/2009	ANAHEIM PD	\$1,688.93
				CDA	\$25.98
				DA OFFICE	\$259.83
				GENERAL FUND	\$623.60
08F13535	08F13535	\$2,011.25	4/9/2009	BUENA PARK PD	\$1,307.31
				CDA	\$20.11
				DA OFFICE	\$201.13
				GENERAL FUND	\$482.70
08F13693	08F13693	\$1,373.26	6/5/2009	BUENA PARK PD	\$892.62
				CDA	\$13.73
				DA OFFICE	\$137.33
				GENERAL FUND	\$329.58
08F13714	08F13714	\$895.06	11/4/2009	ANAHEIM PD	\$581.79
				CDA	\$8.95
				DA OFFICE	\$89.51
				GENERAL FUND	\$214.81
08F13775	08F13775	\$1,116.14	10/9/2009	CDA	\$11.16
				DA OFFICE	\$111.61
				GARDEN GROVE PD	\$725.50
				GENERAL FUND	\$267.87
08F13820	08F13820	\$8,839.03	6/4/2009	CDA	\$88.39
				DA OFFICE	\$883.90
				FOUNTAIN VALLEY PD	\$5,745.37
				GENERAL FUND	\$2,121.37
08F13913	08F13913	\$2,093.40	6/4/2009	CDA	\$20.93
				DA OFFICE	\$209.34
				GENERAL FUND	\$502.42
				SANTA ANA PD	\$1,360.71
08F13935	08F13935	\$1,356.22	6/4/2009	ANAHEIM PD	\$881.55
				CDA	\$13.56
				DA OFFICE	\$135.62
				GENERAL FUND	\$325.49
08F13979	08F13979	\$2,157.71	6/4/2009	CDA	\$21.58
				DA OFFICE	\$215.77
				GENERAL FUND	\$517.85
				SANTA ANA PD	\$1,402.51
08F14021	08F14021	\$534.84	6/4/2009	CDA	\$5.35



State of California
ASSET FORFEITURE REPORT - 2009

Table 3

Admin Number	Docket Number	Amount Forfeited	Date Disbursed	Recipient	Amount Disbursed
				DA OFFICE	\$53.48
				GENERAL FUND	\$128.36
				SANTA ANA PD	\$347.65
08F14026	08F14026	\$1,091.72	11/6/2009		
				CDA A	\$10.92
				DA OFFICE	\$109.17
				GENERAL FUND	\$262.01
				ORANGE CO SO	\$709.62
08F14040	08F14040	\$3,065.11	6/4/2009		
				CDA A	\$30.65
				DA OFFICE	\$306.51
				GENERAL FUND	\$735.63
				SANTA ANA PD	\$1,992.32
08F14057	08F14057	\$709.07	6/4/2009		
				ANAHEIM PD	\$460.89
				CDA A	\$7.09
				DA OFFICE	\$70.91
				GENERAL FUND	\$170.18
08F14058	08F14058	\$1,748.75	6/5/2009		
				CDA A	\$17.49
				DA OFFICE	\$174.88
				FULLERTON PD	\$1,136.68
				GENERAL FUND	\$419.70
08F14214	08F14214	\$1,564.37	6/5/2009		
				BUENA PARK PD	\$1,016.84
				CDA A	\$15.64
				DA OFFICE	\$156.44
				GENERAL FUND	\$375.45
08F14217	08F14217	\$996.86	6/5/2009		
				CDA A	\$9.97
				DA OFFICE	\$99.69
				GENERAL FUND	\$239.25
				HUNTINGTON BEACH PD	\$647.95
08F14255	08F14255	\$1,030.24	6/4/2009		
				CDA A	\$10.30
				DA OFFICE	\$103.02
				GENERAL FUND	\$247.26
				SANTA ANA PD	\$669.66
08F14257	08F14257	\$9,133.06	6/4/2009		
				CDA A	\$91.33
				DA OFFICE	\$913.31
				GENERAL FUND	\$2,191.93
				SANTA ANA PD	\$5,936.49
08F14291	08F14291	\$481.58	6/4/2009		
				CDA A	\$4.82
				DA OFFICE	\$48.16
				GENERAL FUND	\$115.58



State of California
ASSET FORFEITURE REPORT - 2009

Table 3

Admin Number	Docket Number	Amount Forfeited	Date Disbursed	Recipient	Amount Disbursed
08F14314	08F14314	\$1,918.76	6/4/2009	SANTA ANA PD	\$313.02
				CDA A	\$19.19
				DA OFFICE	\$191.88
				GENERAL FUND	\$460.50
				ORANGE PD	\$1,247.19
08F14351	08F14351	\$2,483.89	11/6/2009		
				CDA A	\$24.84
				DA OFFICE	\$248.39
				GENERAL FUND	\$596.13
				ORANGE CO SO	\$1,614.53
08F14353	08F14353	\$624.28	11/6/2009		
				CDA A	\$6.24
				DA OFFICE	\$62.43
				GENERAL FUND	\$149.83
				ORANGE CO SO	\$405.78
08F14360	08F14360	\$814.70	11/6/2009		
				CDA A	\$8.15
				DA OFFICE	\$81.47
				GENERAL FUND	\$195.53
				ORANGE CO SO	\$529.55
08F14674	08F14674	\$903.07	6/5/2009		
				ANAHEIM PD	\$586.99
				CDA A	\$9.03
				DA OFFICE	\$90.31
				GENERAL FUND	\$216.74
08F14680	08F14680	\$2,775.45	6/4/2009		
				ANAHEIM PD	\$1,804.04
				CDA A	\$27.75
				DA OFFICE	\$277.55
				GENERAL FUND	\$666.11
08J70409X	08J70409X	\$135.56	2/3/2009		
				CDA A	\$1.36
				DA OFFICE	\$13.56
				GENERAL FUND	\$32.53
				NEWPORT BEACH PD	\$88.11
09-00117524	09-00117524	\$1,178.34	11/4/2009		
				CDA A	\$11.78
				DA OFFICE	\$117.83
				GENERAL FUND	\$282.80
				NEWPORT BEACH PD	\$765.93
09-07894	09-07894	\$521.00	12/9/2009		
				CDA A	\$5.21
				DA OFFICE	\$52.10
				GARDEN GROVE PD	\$338.65
				GENERAL FUND	\$125.04



State of California
ASSET FORFEITURE REPORT - 2009

Table 3

Admin Number	Docket Number	Amount Forfeited	Date Disbursed	Recipient	Amount Disbursed
09-1114	09-1114	\$666.23	10/9/2009	CDA A	\$6.66
				DA OFFICE	\$66.62
				GARDEN GROVE PD	\$433.05
				GENERAL FUND	\$159.90
09-12474	09-12474	\$537.00	8/17/2009	CDA A	\$5.37
				DA OFFICE	\$53.70
				FULLERTON PD	\$349.05
				GENERAL FUND	\$128.88
09F00011	09F00011	\$994.46	10/9/2009	CDA A	\$9.94
				DA OFFICE	\$99.45
				GARDEN GROVE PD	\$646.40
				GENERAL FUND	\$238.67
09F00025	09F00025	\$2,019.92	9/2/2009	CDA A	\$20.20
				DA OFFICE	\$201.99
				GENERAL FUND	\$484.78
				WESTMINSTER PD	\$1,312.95
09F00123	09F00123	\$1,435.14	10/9/2009	CDA A	\$14.35
				DA OFFICE	\$143.51
				GENERAL FUND	\$344.43
				NEWPORT BEACH PD	\$932.85
09F00280	09F00280	\$4,799.46	9/2/2009	CDA A	\$47.99
				DA OFFICE	\$479.95
				GENERAL FUND	\$1,151.87
				WESTMINSTER PD	\$3,119.65
09F00340	09F00340	\$1,051.00	6/5/2009	ANAHEIM PD	\$683.15
				CDA A	\$10.51
				DA OFFICE	\$105.10
				GENERAL FUND	\$252.24
09F00399	09F00399	\$321.27	9/2/2009	CDA A	\$3.21
				COSTA MESA PD	\$208.83
				DA OFFICE	\$32.13
				GENERAL FUND	\$77.10
09F00407	09F00407	\$1,270.03	11/6/2009	CDA A	\$12.70
				DA OFFICE	\$127.00
				GENERAL FUND	\$304.81
				ORANGE CO SO	\$825.52
09F00461	09F00461	\$874.97	9/2/2009	CDA A	\$8.75



State of California
ASSET FORFEITURE REPORT - 2009

Table 3

Admin Number	Docket Number	Amount Forfeited	Date Disbursed	Recipient	Amount Disbursed
				DA OFFICE	\$87.50
				GENERAL FUND	\$209.99
				SANTA ANA PD	\$568.73
09F00570	09F00570	\$2,383.61	9/2/2009		
				CDA A	\$23.84
				DA OFFICE	\$238.36
				GENERAL FUND	\$572.07
				SANTA ANA PD	\$1,549.34
09F00652	09F00652	\$1,802.69	6/4/2009		
				BUENA PARK PD	\$1,171.74
				CDA A	\$18.03
				DA OFFICE	\$180.27
				GENERAL FUND	\$432.65
09F00657	09F00657	\$1,010.00	6/5/2009		
				ANAHEIM PD	\$656.50
				CDA A	\$10.10
				DA OFFICE	\$101.00
				GENERAL FUND	\$242.40
09F00703	09F00703	\$1,958.34	6/4/2009		
				BUENA PARK PD	\$1,272.93
				CDA A	\$19.58
				DA OFFICE	\$195.83
				GENERAL FUND	\$470.00
09F00757	09F00757	\$1,181.00	6/5/2009		
				ANAHEIM PD	\$767.65
				CDA A	\$11.81
				DA OFFICE	\$118.10
				GENERAL FUND	\$283.44
09F00954	09F00954	\$3,260.60	8/17/2009		
				CDA A	\$32.61
				DA OFFICE	\$326.06
				FOUNTAIN VALLEY PD	\$2,119.39
				GENERAL FUND	\$782.54
09F00999	09F00999	\$1,056.13	9/2/2009		
				CDA A	\$10.56
				DA OFFICE	\$105.61
				GENERAL FUND	\$253.47
				WESTMINSTER PD	\$686.49
09F01084	09F01084	\$2,153.54	10/9/2009		
				CA DOJ-BNE ORANGE	\$1,399.80
				CDA A	\$21.54
				DA OFFICE	\$215.35
				GENERAL FUND	\$516.85
09F01244	09F01244	\$4,160.95	6/4/2009		
				BUENA PARK PD	\$2,704.61
				CDA A	\$41.61
				DA OFFICE	\$416.10



State of California
ASSET FORFEITURE REPORT - 2009

Table 3

Admin Number	Docket Number	Amount Forfeited	Date Disbursed	Recipient	Amount Disbursed
09F01397	09F01397	\$3,018.72	9/2/2009	GENERAL FUND	\$998.63
				CDA A	\$30.19
				DA OFFICE	\$301.87
				GENERAL FUND	\$724.49
				WESTMINSTER PD	\$1,962.17
09F01529	09F01529	\$769.29	9/2/2009	CDA A	\$7.69
				DA OFFICE	\$76.93
				GENERAL FUND	\$184.63
				SANTA ANA PD	\$500.04
09F01596	09F01596	\$576.04	9/2/2009	CDA A	\$5.76
				DA OFFICE	\$57.60
				GENERAL FUND	\$138.25
				SANTA ANA PD	\$374.43
09F01601	09F01601	\$3,624.73	9/2/2009	CDA A	\$36.25
				DA OFFICE	\$362.47
				GENERAL FUND	\$869.94
				SANTA ANA PD	\$2,356.07
09F01697	09F01697	\$469.26	11/6/2009	CDA A	\$4.69
				DA OFFICE	\$46.93
				GENERAL FUND	\$112.62
				ORANGE CO SO	\$305.02
09F01771	09F01771	\$2,513.52	10/9/2009	CDA A	\$25.14
				DA OFFICE	\$251.35
				GENERAL FUND	\$603.24
				HUNTINGTON BEACH PD	\$1,633.79
09F01876	09F01876	\$558.08	10/9/2009	CDA A	\$5.58
				DA OFFICE	\$55.81
				GENERAL FUND	\$133.94
				TUSTIN PD	\$362.75
09F01879	09F01879	\$11,277.10	11/6/2009	CDA A	\$112.77
				DA OFFICE	\$1,127.71
				GENERAL FUND	\$2,706.50
				ORANGE CO SO	\$7,330.12
09F02264	09F02264	\$684.00	11/4/2009	CDA A	\$6.84
				DA OFFICE	\$68.40
				GENERAL FUND	\$164.16
				TUSTIN PD	\$444.60



State of California
ASSET FORFEITURE REPORT - 2009

Table 3

Admin Number	Docket Number	Amount Forfeited	Date Disbursed	Recipient	Amount Disbursed
09F04291	09F04291	\$928.06	6/4/2009	BUENA PARK PD	\$603.24
				CDA	\$9.28
				DA OFFICE	\$92.81
				GENERAL FUND	\$222.73
09F04337	09F04337	\$1,786.17	8/17/2009	ANAHEIM PD	\$1,161.01
				CDA	\$17.86
				DA OFFICE	\$178.62
				GENERAL FUND	\$428.68
09F04339	09F04339	\$664.30	7/2/2009	BUENA PARK PD	\$431.80
				CDA	\$6.64
				DA OFFICE	\$66.43
				GENERAL FUND	\$159.43
09F04383	09F04383	\$2,884.00	8/17/2009	CDA	\$28.84
				DA OFFICE	\$288.40
				FULLERTON PD	\$1,874.60
				GENERAL FUND	\$692.16
09F04513	09F04513	\$3,072.00	10/9/2009	ANAHEIM PD	\$1,996.80
				CDA	\$30.72
				DA OFFICE	\$307.20
				GENERAL FUND	\$737.28
09F04519	09F04519	\$1,607.68	10/9/2009	ANAHEIM PD	\$1,044.99
				CDA	\$16.08
				DA OFFICE	\$160.77
				GENERAL FUND	\$385.84
09F04579	09F04579	\$469.00	9/2/2009	CDA	\$4.69
				DA OFFICE	\$46.90
				GARDEN GROVE PD	\$304.85
				GENERAL FUND	\$112.56
09F04582	09F04582	\$6,234.27	9/2/2009	BUENA PARK PD	\$4,052.28
				CDA	\$62.34
				DA OFFICE	\$623.43
				GENERAL FUND	\$1,496.22
09F04740	09F04740	\$3,039.38	11/6/2009	CDA	\$30.39
				DA OFFICE	\$303.94
				GENERAL FUND	\$729.45
				ORANGE CO SO	\$1,975.60
09F04764	09F04764	\$3,401.42	10/9/2009	ANAHEIM PD	\$2,210.93



State of California
ASSET FORFEITURE REPORT - 2009

Table 3

Admin Number	Docket Number	Amount Forfeited	Date Disbursed	Recipient	Amount Disbursed
				CDA A	\$34.01
				DA OFFICE	\$340.14
				GENERAL FUND	\$816.34
09F04782	09F04782	\$1,704.17	10/9/2009		
				ANAHEIM PD	\$1,107.71
				CDA A	\$17.04
				DA OFFICE	\$170.42
				GENERAL FUND	\$409.00
09F04796	09F04796	\$850.97	11/4/2009		
				ANAHEIM PD	\$553.13
				CDA A	\$8.51
				DA OFFICE	\$85.10
				GENERAL FUND	\$204.23
09F04799	09F04799	\$1,424.56	9/2/2009		
				BUENA PARK PD	\$925.96
				CDA A	\$14.25
				DA OFFICE	\$142.46
				GENERAL FUND	\$341.89
09F04989	09F04989	\$565.69	11/4/2009		
				ANAHEIM PD	\$367.69
				CDA A	\$5.66
				DA OFFICE	\$56.57
				GENERAL FUND	\$135.77
09F05083	09F05083	\$817.00	11/4/2009		
				CDA A	\$8.17
				DA OFFICE	\$81.70
				FULLERTON PD	\$531.05
				GENERAL FUND	\$196.08
09F05142	09F05142	\$4,170.66	11/4/2009		
				ANAHEIM PD	\$2,710.92
				CDA A	\$41.71
				DA OFFICE	\$417.07
				GENERAL FUND	\$1,000.96
09F05204	09F05204	\$876.10	11/4/2009		
				ANAHEIM PD	\$569.47
				CDA A	\$8.76
				DA OFFICE	\$87.61
				GENERAL FUND	\$210.26
09F08088	09F08088	\$1,390.07	4/9/2009		
				CDA A	\$13.90
				DA OFFICE	\$139.01
				GENERAL FUND	\$333.62
				ORANGE CO SO	\$903.54
09F08133	09F08133	\$6,774.27	11/6/2009		
				CDA A	\$67.74
				DA OFFICE	\$677.43
				GENERAL FUND	\$1,625.82



State of California
ASSET FORFEITURE REPORT - 2009

Table 3

Admin Number	Docket Number	Amount Forfeited	Date Disbursed	Recipient	Amount Disbursed
09F08278	09F08278	\$11,560.92	11/6/2009	ORANGE CO SO	\$4,403.28
				CDA A	\$115.61
				DA OFFICE	\$1,156.09
				GENERAL FUND	\$2,774.62
				ORANGE CO SO	\$7,514.60
09F08327	09F08327	\$466.59	11/6/2009		
				CDA A	\$4.67
				DA OFFICE	\$46.66
				GENERAL FUND	\$111.98
				ORANGE CO SO	\$303.28
09F08527	09F08527	\$2,539.35	11/6/2009		
				CDA A	\$25.39
				DA OFFICE	\$253.94
				GENERAL FUND	\$609.44
				ORANGE CO SO	\$1,650.58
09F08542	09F08542	\$1,635.74	11/6/2009		
				CDA A	\$16.36
				DA OFFICE	\$163.57
				GENERAL FUND	\$392.58
				ORANGE CO SO	\$1,063.23
09F09064	09F09064	\$409.59	9/2/2009		
				CDA A	\$4.10
				COSTA MESA PD	\$266.23
				DA OFFICE	\$40.96
				GENERAL FUND	\$98.30
09F09067	09F09067	\$6,644.89	7/2/2009		
				CDA A	\$66.45
				DA OFFICE	\$664.49
				GENERAL FUND	\$1,594.77
				IRVINE PD	\$4,319.18
09F09068	09F09068	\$872.14	6/5/2009		
				CDA A	\$8.72
				DA OFFICE	\$87.21
				GENERAL FUND	\$209.31
				IRVINE PD	\$566.90
09F09095	09F09095	\$992.34	8/17/2009		
				CDA A	\$9.92
				COSTA MESA PD	\$645.03
				DA OFFICE	\$99.23
				GENERAL FUND	\$238.16
09F09126	09F09126	\$2,162.09	9/2/2009		
				CDA A	\$21.62
				COSTA MESA PD	\$1,405.36
				DA OFFICE	\$216.21
				GENERAL FUND	\$518.90



State of California
ASSET FORFEITURE REPORT - 2009

Table 3

Admin Number	Docket Number	Amount Forfeited	Date Disbursed	Recipient	Amount Disbursed
09F09223	09F09223	\$650.26	9/2/2009	CDA	\$6.50
				COSTA MESA PD	\$422.67
				DA OFFICE	\$65.03
				GENERAL FUND	\$156.06
09F09226	09F09226	\$3,350.43	9/2/2009	CDA	\$33.50
				DA OFFICE	\$335.04
				GENERAL FUND	\$804.10
				IRVINE PD	\$2,177.79
09F09236	09F09236	\$11,281.61	7/2/2009	CDA	\$120.92
				DA OFFICE	\$1,209.16
				GENERAL FUND	\$2,091.99
				IRVINE PD	\$7,859.54
09F09238	09F09238	\$13,139.38	8/17/2009	CDA	\$131.39
				DA OFFICE	\$1,313.96
				GENERAL FUND	\$3,153.52
				IRVINE PD	\$8,540.51
09F09381	09F09381	\$528.18	11/6/2009	CDA	\$5.28
				DA OFFICE	\$52.82
				GENERAL FUND	\$126.76
				ORANGE CO SO	\$343.32
09F09388	09F09388	\$17,961.75	9/2/2009	CDA	\$179.62
				DA OFFICE	\$1,796.18
				GENERAL FUND	\$4,310.82
				NEWPORT BEACH PD	\$11,675.13
09F09390	09F09390	\$5,729.76	11/6/2009	CDA	\$57.30
				DA OFFICE	\$572.90
				GENERAL FUND	\$1,375.16
				ORANGE CO SO	\$3,724.40
09F09393	09F09393	\$2,581.80	9/2/2009	CDA	\$25.82
				DA OFFICE	\$258.18
				GENERAL FUND	\$619.63
				NEWPORT BEACH PD	\$1,678.17
09F09407	09F09407	\$796.10	8/17/2009	CDA	\$7.96
				DA OFFICE	\$79.61
				FOUNTAIN VALLEY PD	\$517.47
				GENERAL FUND	\$191.06
09F09412	09F09412	\$845.14	7/2/2009	CDA	\$8.45



State of California
ASSET FORFEITURE REPORT -

Table 3

Admin Number	Docket Number	Amount Forfeited	Date Disbursed	Recipient	Amount Disbursed
				DA OFFICE	\$84.51
				GENERAL FUND	\$202.83
				NEWPORT BEACH PD	\$549.35
09F11659	09F11659	\$2,518.52	10/9/2009		
				CDA A	\$25.19
				DA OFFICE	\$251.85
				GARDEN GROVE PD	\$1,637.04
				GENERAL FUND	\$604.44
09F11676	09F11676	\$572.00	6/4/2009		
				CDA A	\$5.72
				DA OFFICE	\$57.20
				GENERAL FUND	\$137.28
				TUSTIN PD	\$371.80
09F11688	09F11688	\$2,768.06	11/6/2009		
				CDA A	\$27.68
				DA OFFICE	\$276.81
				GENERAL FUND	\$664.33
				ORANGE CO SO	\$1,799.24
09F12385	09F12385	\$1,290.67	9/2/2009		
				BUENA PARK PD	\$838.93
				CDA A	\$12.91
				DA OFFICE	\$129.07
				GENERAL FUND	\$309.76
09F14009	09F14009	\$483.05	10/9/2009		
				CA DOJ-BNE ORANGE	\$313.98
				CDA A	\$4.83
				DA OFFICE	\$48.31
				GENERAL FUND	\$115.93
09F14015	09F14015	\$11,115.90	9/2/2009		
				BUENA PARK PD	\$7,225.33
				CDA A	\$111.16
				DA OFFICE	\$1,111.59
				GENERAL FUND	\$2,667.82
09F14015X	09F14015X	\$16,260.90	9/2/2009		
				BUENA PARK PD	\$10,569.58
				CDA A	\$162.61
				DA OFFICE	\$1,626.09
				GENERAL FUND	\$3,902.62
09F14157	09F14157	\$1,302.56	9/2/2009		
				CDA A	\$13.03
				DA OFFICE	\$130.26
				GENERAL FUND	\$312.61
				SANTA ANA PD	\$846.66
2908214	2908214	\$4,810.78	2/3/2009		
				CDA A	\$48.11
				DA OFFICE	\$481.08
				GENERAL FUND	\$1,154.59



State of California
ASSET FORFEITURE REPORT - 2009

Table 3

Admin Number	Docket Number	Amount Forfeited	Date Disbursed	Recipient	Amount Disbursed
OR2008-00013	OR2008-00013	\$434.01	8/17/2009	IRVINE PD	\$3,127.00
				CA DOJ-BNE ORANGE	\$282.11
				CDA A	\$4.34
				DA OFFICE	\$43.40
				GENERAL FUND	\$104.16
ORANGE					\$1,178,642.29



State of California
ASSET FORFEITURE REPORT -

Table 3

Admin Number	Docket Number	Amount Forfeited	Date Disbursed	Recipient	Amount Disbursed
PLACER					
F0-08-811		\$822.48	1/20/2009	15% - 11489	\$80.19
				CDAA	\$8.22
				DA OFFICE	\$82.25
				GENERAL FUND	\$197.40
				ROSEVILLE PD	\$454.42
F0-08-834		\$693.42	8/12/2009	15% - 11489	\$67.61
				CDAA	\$6.93
				DA OFFICE	\$69.34
				GENERAL FUND	\$166.42
				PLACER CO SO	\$383.12
FO-05-702		\$1,050.53	5/28/2009	15% - 11489	\$102.43
				CDAA	\$10.51
				DA OFFICE	\$105.05
				GENERAL FUND	\$252.12
				PLACER CO SIU	\$580.42
FO-06-719		\$6,587.87	10/7/2009	15% - 11489	\$642.32
				CDAA	\$65.88
				DA OFFICE	\$658.79
				GENERAL FUND	\$1,581.08
				PLACER CO SIU	\$3,639.80
FO-06-724		\$870.82	9/24/2009	15% - 11489	\$84.90
				CDAA	\$8.71
				DA OFFICE	\$87.08
				GENERAL FUND	\$209.00
				ROSEVILLE PD	\$481.13
FO-07-733		\$1,545.81	5/28/2009	15% - 11489	\$150.72
				CDAA	\$15.46
				DA OFFICE	\$154.58
				GENERAL FUND	\$370.99
				PLACER CO SIU	\$854.06
FO-07-740		\$8,128.52	5/28/2009	15% - 11489	\$792.53
				CDAA	\$81.29
				DA OFFICE	\$812.85
				GENERAL FUND	\$1,950.84
				PLACER CO SIU	\$4,491.01
FO-07-767		\$24,874.14	5/28/2009	15% - 11489	\$2,425.23
				CDAA	\$248.74
				DA OFFICE	\$2,487.41



State of California
ASSET FORFEITURE REPORT - 2009

Table 3

Admin Number	Docket Number	Amount Forfeited	Date Disbursed	Recipient	Amount Disbursed
				GENERAL FUND	\$5,969.79
				ROSEVILLE PD	\$13,742.97
FO-07-773		\$50,684.76	6/1/2009	15% - 11489	\$4,941.76
				CDA A	\$506.85
				DA OFFICE	\$5,068.48
				GENERAL FUND	\$12,164.34
				PLACER CO SO	\$28,003.33
FO-07-788		\$1,560.20	5/28/2009	15% - 11489	\$152.12
				CDA A	\$15.60
				DA OFFICE	\$156.02
				GENERAL FUND	\$374.45
				PLACER CO SIU	\$862.01
FO-07-794		\$863.07	9/24/2009	15% - 11489	\$84.14
				CDA A	\$8.63
				DA OFFICE	\$86.31
				GENERAL FUND	\$207.14
				ROSEVILLE PD	\$476.85
FO-08-801		\$18,939.87	10/7/2009	15% - 11489	\$1,846.64
				CDA A	\$189.40
				DA OFFICE	\$1,893.99
				GENERAL FUND	\$4,545.57
				LINCOLN PD	\$10,464.27
FO-08-802		\$451.03	1/20/2009	15% - 11489	\$43.98
				CDA A	\$4.51
				DA OFFICE	\$45.10
				GENERAL FUND	\$108.25
				ROSEVILLE PD	\$249.19
FO-08-804		\$2,308.49	5/28/2009	15% - 11489	\$225.08
				CDA A	\$23.08
				DA OFFICE	\$230.85
				GENERAL FUND	\$554.04
				LINCOLN PD	\$1,275.44
FO-08-815		\$1,569.49	8/12/2009	15% - 11489	\$153.03
				CDA A	\$15.69
				DA OFFICE	\$156.95
				GENERAL FUND	\$376.68
				PLACER CO SO	\$867.14
FO-08-818		\$468.14	1/20/2009	15% - 11489	\$45.64
				CDA A	\$4.68



State of California
ASSET FORFEITURE REPORT -

Table 3

Admin Number	Docket Number	Amount Forfeited	Date Disbursed	Recipient	Amount Disbursed
				DA OFFICE	\$46.81
				GENERAL FUND	\$112.35
				ROSEVILLE PD	\$258.66
FO-08-820		\$557.71	6/1/2009	15% - 11489	\$54.37
				CDA A	\$5.58
				DA OFFICE	\$55.77
				GENERAL FUND	\$133.85
				PLACER CO SO	\$308.14
FO-08-822		\$5,160.44	5/28/2009	15% - 11489	\$503.14
				CDA A	\$51.61
				DA OFFICE	\$516.04
				GENERAL FUND	\$1,238.51
				ROSEVILLE PD	\$2,851.14
FO-08-824		\$2,149.81	1/20/2009	15% - 11489	\$209.61
				CDA A	\$21.50
				DA OFFICE	\$214.98
				GENERAL FUND	\$515.95
				ROSEVILLE PD	\$1,187.77
FO-08-825		\$6,113.62	1/20/2009	15% - 11489	\$596.08
				CDA A	\$61.13
				DA OFFICE	\$611.36
				GENERAL FUND	\$1,467.27
				PLACER CO SIU	\$3,377.78
FO-08-826		\$834.71	1/20/2009	15% - 11489	\$81.38
				CDA A	\$8.35
				DA OFFICE	\$83.47
				GENERAL FUND	\$200.33
				ROSEVILLE PD	\$461.18
FO-08-827		\$341.60	8/12/2009	15% - 11489	\$33.31
				CDA A	\$3.42
				DA OFFICE	\$34.16
				GENERAL FUND	\$81.98
				ROSEVILLE PD	\$188.73
FO-08-829		\$655.54	10/7/2009	15% - 11489	\$63.91
				CDA A	\$6.56
				DA OFFICE	\$65.55
				GENERAL FUND	\$157.33
				ROSEVILLE PD	\$362.19
FO-08-833		\$712.00	8/12/2009	15% - 11489	\$69.42



State of California
ASSET FORFEITURE REPORT - 2009

Table 3

Admin Number	Docket Number	Amount Forfeited	Date Disbursed	Recipient	Amount Disbursed
				CDAA	\$7.12
				DA OFFICE	\$71.20
				GENERAL FUND	\$170.88
				PLACER CO SO	\$393.38
FO-08-835		\$537.30	1/20/2009		
				15% - 11489	\$52.39
				CDAA	\$5.37
				DA OFFICE	\$53.73
				GENERAL FUND	\$128.95
				ROSEVILLE PD	\$296.86
FO-08-837		\$708.92	1/20/2009		
				15% - 11489	\$69.12
				CDAA	\$7.09
				DA OFFICE	\$70.89
				GENERAL FUND	\$170.14
				ROSEVILLE PD	\$391.68
FO-08-839		\$744.51	8/12/2009		
				15% - 11489	\$72.59
				CDAA	\$7.45
				DA OFFICE	\$74.45
				GENERAL FUND	\$178.68
				ROSEVILLE PD	\$411.34
FO-08-841		\$3,057.83	8/12/2009		
				15% - 11489	\$298.14
				CDAA	\$30.58
				DA OFFICE	\$305.78
				GENERAL FUND	\$733.88
				ROSEVILLE PD	\$1,689.45
FO-08-842		\$1,752.62	5/28/2009		
				15% - 11489	\$170.88
				CDAA	\$17.53
				DA OFFICE	\$175.26
				GENERAL FUND	\$420.63
				ROSEVILLE PD	\$968.32
FO-08-843		\$1,327.75	8/12/2009		
				15% - 11489	\$129.46
				CDAA	\$13.28
				DA OFFICE	\$132.77
				GENERAL FUND	\$318.66
				ROSEVILLE PD	\$733.58
FO-08-844		\$3,982.39	8/12/2009		
				15% - 11489	\$388.29
				CDAA	\$39.82
				DA OFFICE	\$398.24
				GENERAL FUND	\$955.77
				PLACER CO SO	\$2,200.27



State of California
ASSET FORFEITURE REPORT - 2009

Table 3

Admin Number	Docket Number	Amount Forfeited	Date Disbursed	Recipient	Amount Disbursed
FO-08-845		\$614.52	9/24/2009	15% - 11489	\$59.92
				CDA A	\$6.15
				DA OFFICE	\$61.45
				GENERAL FUND	\$147.48
				ROSEVILLE PD	\$339.52
FO-08-846		\$857.37	9/24/2009	15% - 11489	\$83.59
				CDA A	\$8.57
				DA OFFICE	\$85.74
				GENERAL FUND	\$205.77
				ROCKLIN PD	\$473.70
FO-08-848		\$711.25	9/24/2009	15% - 11489	\$69.34
				CDA A	\$7.11
				DA OFFICE	\$71.13
				GENERAL FUND	\$170.70
				ROSEVILLE PD	\$392.97
FO-08-850		\$1,199.57	9/24/2009	15% - 11489	\$116.96
				CDA A	\$11.99
				DA OFFICE	\$119.96
				GENERAL FUND	\$287.90
				ROSEVILLE PD	\$662.76
FO-08-851		\$765.25	9/24/2009	15% - 11489	\$74.61
				CDA A	\$7.65
				DA OFFICE	\$76.53
				GENERAL FUND	\$183.66
				ROSEVILLE PD	\$422.80
FO-08-852		\$913.95	9/24/2009	15% - 11489	\$89.11
				CDA A	\$9.13
				DA OFFICE	\$91.40
				GENERAL FUND	\$219.35
				ROSEVILLE PD	\$504.96
FO-08-854		\$2,540.60	9/24/2009	15% - 11489	\$247.71
				CDA A	\$25.41
				DA OFFICE	\$254.06
				GENERAL FUND	\$609.74
				ROSEVILLE PD	\$1,403.68
FO-08-855		\$474.44	9/24/2009	15% - 11489	\$46.26
				CDA A	\$4.74
				DA OFFICE	\$47.44
				GENERAL FUND	\$113.87



State of California
ASSET FORFEITURE REPORT - 2009

Table 3

Admin Number	Docket Number	Amount Forfeited	Date Disbursed	Recipient	Amount Disbursed
FO-08-856		\$599.72	9/24/2009	ROCKLIN PD	\$262.13
				15% - 11489	\$58.47
				CDAA	\$6.00
				DA OFFICE	\$59.97
				GENERAL FUND	\$143.93
FO-08-858		\$107.20	9/24/2009	ROCKLIN PD	\$331.35
				15% - 11489	\$10.45
				CDAA	\$1.07
				DA OFFICE	\$10.72
				GENERAL FUND	\$25.73
FO-08-859		\$193.86	9/24/2009	ROSEVILLE PD	\$59.23
				15% - 11489	\$18.90
				CDAA	\$1.94
				DA OFFICE	\$19.39
				GENERAL FUND	\$46.52
FO-08-860		\$387.82	9/24/2009	ROSEVILLE PD	\$107.11
				15% - 11489	\$37.81
				CDAA	\$3.88
				DA OFFICE	\$38.78
				GENERAL FUND	\$93.08
FO-08-862		\$443.40	9/24/2009	ROSEVILLE PD	\$214.27
				15% - 11489	\$43.23
				CDAA	\$4.43
				DA OFFICE	\$44.34
				GENERAL FUND	\$106.42
FO-08-864		\$263.67	9/24/2009	ROSEVILLE PD	\$244.98
				15% - 11489	\$25.71
				CDAA	\$2.63
				DA OFFICE	\$26.37
				GENERAL FUND	\$63.28
FO-09-006		\$143.09	9/24/2009	PLACER CO SIU	\$145.68
				15% - 11489	\$13.95
				CDAA	\$1.43
				DA OFFICE	\$14.31
				GENERAL FUND	\$34.34
FO-09-007		\$1,001.85	9/24/2009	ROCKLIN PD	\$79.06
				15% - 11489	\$97.68
				CDAA	\$10.02
				DA OFFICE	\$100.19



State of California
ASSET FORFEITURE REPORT - 2009

Table 3

Admin Number	Docket Number	Amount Forfeited	Date Disbursed	Recipient	Amount Disbursed
				GENERAL FUND	\$240.44
				ROSEVILLE PD	\$553.52
FO-09-012		\$1,246.53	10/7/2009	15% - 11489	\$121.54
				CDA A	\$12.46
				DA OFFICE	\$124.65
				GENERAL FUND	\$299.17
				ROSEVILLE PD	\$688.71
FO-09-022		\$7,500.21	5/28/2009	15% - 11489	\$731.27
				CDA A	\$75.00
				CHP	\$4,143.87
				DA OFFICE	\$750.02
				GENERAL FUND	\$1,800.05
FO-09-048		\$1,520.53	10/7/2009	15% - 11489	\$148.25
				CDA A	\$15.20
				DA OFFICE	\$152.05
				GENERAL FUND	\$364.93
				ROCKLIN PD	\$840.10
FO-09-836		\$4,548.37	1/20/2009	15% - 11489	\$443.47
				CDA A	\$45.48
				DA OFFICE	\$454.84
				GENERAL FUND	\$1,091.61
				ROSEVILLE PD	\$2,512.97
FO-09-871		\$364.64	9/24/2009	15% - 11489	\$35.55
				CDA A	\$3.65
				DA OFFICE	\$36.46
				GENERAL FUND	\$87.51
				ROSEVILLE PD	\$201.47
PLACER					\$176,453.23



State of California
ASSET FORFEITURE REPORT - 2009

Table 3

Admin Number	Docket Number	Amount Forfeited	Date Disbursed	Recipient	Amount Disbursed
PLUMAS					
08-01981	F08-35147	\$500.00	10/6/2009	CDA DA OFFICE GENERAL FUND PLUMAS CO SO	\$5.00 \$50.00 \$120.00 \$325.00
08-08687	F08-35803	\$368.60	10/7/2009	CDA DA OFFICE GENERAL FUND PLUMAS CO SO	\$3.69 \$36.86 \$88.46 \$239.59
09-00173	F09-00038	\$246.00	10/8/2009	CDA DA OFFICE GENERAL FUND PLUMAS CO SO	\$2.46 \$24.60 \$59.04 \$159.90
09-00185	F09-00036	\$719.00	10/9/2009	CDA DA OFFICE GENERAL FUND PLUMAS CO SO	\$7.19 \$71.90 \$172.56 \$467.35
09-00560	F09-00106	\$1,000.00	10/10/2009	CDA DA OFFICE GENERAL FUND PLUMAS CO SO	\$10.00 \$100.00 \$240.00 \$650.00
09-01116	F09-00156	\$504.00	10/11/2009	CDA DA OFFICE GENERAL FUND PLUMAS CO SO	\$5.04 \$50.40 \$120.96 \$327.60
09-01480	F09-00215	\$117.00	10/12/2009	CDA DA OFFICE GENERAL FUND PLUMAS CO SO	\$1.17 \$11.70 \$28.08 \$76.05
09-01957	F09-00272	\$236.00	10/13/2009	CDA DA OFFICE GENERAL FUND PLUMAS CO SO	\$2.36 \$23.60 \$56.64 \$153.40
09-03181	F09-00425	\$259.00	10/14/2009	CDA DA OFFICE GENERAL FUND PLUMAS CO SO	\$2.59 \$25.90 \$62.16 \$168.35



State of California
ASSET FORFEITURE REPORT - 2009

Table 3

Admin Number	Docket Number	Amount Forfeited	Date Disbursed	Recipient	Amount Disbursed
09-04791	F09-00664	\$750.00	10/15/2009	CDA	\$7.50
				DA OFFICE	\$75.00
				GENERAL FUND	\$180.00
				PLUMAS CO SO	\$487.50
PLUMAS					\$4,699.60



State of California
ASSET FORFEITURE REPORT - 2009

Table 3

Admin Number	Docket Number	Amount Forfeited	Date Disbursed	Recipient	Amount Disbursed
RIVERSIDE					
03-002J	RIC388571	\$2,179.09	5/4/2009	15% - 11489	\$212.47
				CDAA	\$21.79
				DA OFFICE	\$217.91
				GENERAL FUND	\$522.98
				PALM SPRINGS PD	\$1,203.94
03-072J	RIC404164	\$10,463.59	5/4/2009	15% - 11489	\$1,020.20
				CDAA	\$104.64
				DA OFFICE	\$1,046.36
				GENERAL FUND	\$2,511.26
				RIVERSIDE PD	\$5,781.13
05-136J	RIC442252	\$29,275.03	8/24/2009	15% - 11489	\$2,854.32
				CDAA	\$292.75
				DA OFFICE	\$2,927.50
				GENERAL FUND	\$7,026.01
				RIVERSIDE PD	\$16,174.45
06-032J	RIC444881	\$16,476.30	8/24/2009	15% - 11489	\$1,606.44
				CDAA	\$164.76
				DA OFFICE	\$1,647.63
				GENERAL FUND	\$3,954.31
				RIVERSIDE PD	\$9,103.16
06-087A		\$1,320.55	7/15/2009	15% - 11489	\$128.75
				CDAA	\$13.21
				DA OFFICE	\$132.06
				GENERAL FUND	\$316.93
				TF CVNTF	\$729.60
06-091A		\$1,373.38	3/30/2009	15% - 11489	\$133.91
				CDAA	\$13.73
				DA OFFICE	\$137.34
				GENERAL FUND	\$329.61
				TF SOUTHWEST CNTF	\$758.79
06-101J	RIC452125	\$364.55	8/24/2009	15% - 11489	\$35.54
				BLYTHE PD	\$201.41
				CDAA	\$3.65
				DA OFFICE	\$36.46
				GENERAL FUND	\$87.49
06-101JA	RIC452124	\$238.35	8/24/2009	15% - 11489	\$23.24
				BLYTHE PD	\$131.69
				CDAA	\$2.38



State of California
ASSET FORFEITURE REPORT - 2009

Table 3

Admin Number	Docket Number	Amount Forfeited	Date Disbursed	Recipient	Amount Disbursed
				DA OFFICE	\$23.84
				GENERAL FUND	\$57.20
06-107A		\$1,092.06	8/13/2009	15% - 11489	\$106.48
				CDA A	\$10.92
				DA OFFICE	\$109.21
				GENERAL FUND	\$262.09
				TF BNET	\$603.36
06-110A		\$837.40	3/30/2009	15% - 11489	\$81.65
				CDA A	\$8.37
				DA OFFICE	\$83.74
				GENERAL FUND	\$200.98
				RIVERSIDE CO SO	\$462.66
06-114A		\$2,874.72	3/30/2009	15% - 11489	\$280.28
				CDA A	\$28.75
				DA OFFICE	\$287.47
				GENERAL FUND	\$689.93
				RIVERSIDE PD	\$1,588.29
06-118A		\$3,160.90	11/17/2009	15% - 11489	\$308.18
				CDA A	\$31.61
				DA OFFICE	\$316.09
				GENERAL FUND	\$758.62
				RIVERSIDE PD	\$1,746.40
06-122A		\$1,166.76	3/30/2009	15% - 11489	\$113.75
				CDA A	\$11.67
				DA OFFICE	\$116.68
				GENERAL FUND	\$280.02
				RIVERSIDE CO SO	\$644.64
06-123A		\$2,398.39	3/30/2009	15% - 11489	\$233.85
				CDA A	\$23.98
				DA OFFICE	\$239.84
				GENERAL FUND	\$575.61
				RIVERSIDE CO SO	\$1,325.11
06-129A		\$2,072.21	3/30/2009	15% - 11489	\$202.04
				CDA A	\$20.72
				DA OFFICE	\$207.22
				GENERAL FUND	\$497.33
				RIVERSIDE CO SO	\$1,144.90
06-133A		\$2,006.44	2/27/2009	15% - 11489	\$195.64
				CDA A	\$20.06



State of California
ASSET FORFEITURE REPORT - 2009

Table 3

Admin Number	Docket Number	Amount Forfeited	Date Disbursed	Recipient	Amount Disbursed
				DA OFFICE	\$200.64
				GENERAL FUND	\$481.54
				MURRIETA PD	\$1,108.56
06-142A		\$864.97	3/30/2009		
				15% - 11489	\$84.33
				CDA A	\$8.65
				DA OFFICE	\$86.50
				GENERAL FUND	\$207.59
				RIVERSIDE CO SO	\$477.90
06-147A		\$1,294.04	3/30/2009		
				15% - 11489	\$126.17
				CDA A	\$12.94
				DA OFFICE	\$129.40
				GENERAL FUND	\$310.57
				RIVERSIDE CO SO	\$714.96
06-150A		\$1,693.73	3/30/2009		
				15% - 11489	\$165.13
				CDA A	\$16.94
				CORONA PD	\$935.79
				DA OFFICE	\$169.37
				GENERAL FUND	\$406.50
06-154J	RIC456920	\$1,609.16	3/30/2009		
				15% - 11489	\$156.89
				CDA A	\$16.09
				DA OFFICE	\$160.92
				GENERAL FUND	\$386.20
				TF SOUTHWEST CNTF	\$889.06
06-158J	RIC457081	\$13,616.45	10/21/2009		
				15% - 11489	\$1,327.60
				CDA A	\$136.16
				DA OFFICE	\$1,361.65
				GENERAL FUND	\$3,267.95
				RIVERSIDE CO SO	\$7,523.09
06-159A		\$1,103.69	3/30/2009		
				15% - 11489	\$107.60
				CDA A	\$11.04
				DA OFFICE	\$110.37
				GENERAL FUND	\$264.89
				WCNTF	\$609.79
06-163A		\$1,909.73	10/21/2009		
				15% - 11489	\$186.19
				CDA A	\$19.10
				DA OFFICE	\$190.97
				GENERAL FUND	\$458.34
				TF CVNTF	\$1,055.13
06-165A		\$2,488.37	2/27/2009		
				15% - 11489	\$242.62



State of California
ASSET FORFEITURE REPORT - 2009

Table 3

Admin Number	Docket Number	Amount Forfeited	Date Disbursed	Recipient	Amount Disbursed
				CDA A	\$24.88
				DA OFFICE	\$248.84
				GENERAL FUND	\$597.21
				MURRIETA PD	\$1,374.82
06-169J	RIC468509	\$14,328.70	2/27/2009		
				15% - 11489	\$1,397.05
				CDA A	\$143.29
				DA OFFICE	\$1,432.87
				GENERAL FUND	\$3,438.89
				LA IMPACT	\$7,916.60
06-170A		\$1,876.73	5/29/2009		
				15% - 11489	\$186.69
				CDA A	\$19.15
				DA OFFICE	\$153.47
				GENERAL FUND	\$459.53
				TF SOUTHWEST CNTF	\$1,057.89
06-175A		\$109.19	3/30/2009		
				15% - 11489	\$10.65
				CDA A	\$1.09
				CORONA PD	\$60.33
				DA OFFICE	\$10.92
				GENERAL FUND	\$26.20
06-175J	RIC459723	\$9,141.18	3/30/2009		
				15% - 11489	\$871.77
				CDA A	\$89.41
				CORONA PD	\$4,940.00
				DA OFFICE	\$1,094.12
				GENERAL FUND	\$2,145.88
06-179A		\$18,873.69	5/29/2009		
				15% - 11489	\$1,843.88
				CDA A	\$189.12
				DA OFFICE	\$1,853.17
				GENERAL FUND	\$4,538.81
				TF SOUTHWEST CNTF	\$10,448.71
06-180A		\$1,114.69	3/30/2009		
				15% - 11489	\$108.67
				CDA A	\$11.15
				DA OFFICE	\$111.47
				GENERAL FUND	\$267.53
				RIVERSIDE CO SO	\$615.87
06-182A		\$1,795.75	3/30/2009		
				15% - 11489	\$175.09
				CDA A	\$17.96
				DA OFFICE	\$179.57
				GENERAL FUND	\$430.98
				RIVERSIDE CO SO	\$992.15



State of California
ASSET FORFEITURE REPORT - 2009

Table 3

Admin Number	Docket Number	Amount Forfeited	Date Disbursed	Recipient	Amount Disbursed
06-188J	RIC460899	\$13,522.94	7/15/2009	15% - 11489	\$1,318.49
				CDA A	\$135.23
				DA OFFICE	\$1,352.29
				GENERAL FUND	\$3,245.51
				RIVERSIDE CO SO	\$7,471.42
06-210A		\$1,467.97	11/17/2009	15% - 11489	\$143.13
				CDA A	\$14.68
				DA OFFICE	\$146.80
				GENERAL FUND	\$352.31
				RIVERSIDE CO SO	\$811.05
07-002A		\$7,672.23	11/17/2009	15% - 11489	\$748.04
				CDA A	\$76.72
				DA OFFICE	\$767.22
				GENERAL FUND	\$1,841.34
				RIVERSIDE CO SO	\$4,238.91
07-005A		\$5,052.36	3/30/2009	15% - 11489	\$492.60
				CDA A	\$50.52
				DA OFFICE	\$505.24
				GENERAL FUND	\$1,212.57
				TF SOUTHWEST CNTF	\$2,791.43
07-006A		\$1,855.12	11/17/2009	15% - 11489	\$180.88
				CDA A	\$18.55
				DA OFFICE	\$185.51
				GENERAL FUND	\$445.23
				RIVERSIDE CO SO	\$1,024.95
07-007A		\$1,130.11	11/17/2009	15% - 11489	\$110.18
				CDA A	\$11.30
				DA OFFICE	\$113.01
				GENERAL FUND	\$271.23
				RIVERSIDE CO SO	\$624.39
07-009A		\$1,966.16	11/17/2009	15% - 11489	\$191.70
				CDA A	\$19.66
				DA OFFICE	\$196.62
				GENERAL FUND	\$471.88
				RIVERSIDE CO SO	\$1,086.30
07-013A		\$3,562.68	3/30/2009	15% - 11489	\$347.36
				CDA A	\$35.63
				CORONA PD	\$1,968.38
				DA OFFICE	\$356.27



State of California
ASSET FORFEITURE REPORT - 2009

Table 3

Admin Number	Docket Number	Amount Forfeited	Date Disbursed	Recipient	Amount Disbursed
07-014A		\$2,326.43	3/30/2009	GENERAL FUND	\$855.04
				15% - 11489	\$226.84
				CDAA	\$23.26
				CORONA PD	\$1,285.35
				DA OFFICE	\$232.64
				GENERAL FUND	\$558.34
07-016A		\$2,946.48	3/30/2009	15% - 11489	\$287.28
				CDAA	\$29.46
				DA OFFICE	\$294.65
				GENERAL FUND	\$707.16
				RIVERSIDE PD	\$1,627.93
07-019A		\$17,537.99	2/27/2009	15% - 11489	\$1,709.95
				CDAA	\$175.38
				DA OFFICE	\$1,753.80
				GENERAL FUND	\$4,209.12
				SAN BERNARDINO CO SO	\$9,689.74
07-020A		\$1,728.22	3/30/2009	15% - 11489	\$168.51
				CDAA	\$17.28
				DA OFFICE	\$172.82
				GENERAL FUND	\$414.77
				RIVERSIDE PD	\$954.84
07-021A		\$1,685.01	3/30/2009	15% - 11489	\$164.29
				CDAA	\$16.85
				DA OFFICE	\$168.50
				GENERAL FUND	\$404.40
				HEMET PD	\$930.97
07-022A		\$9,303.69	2/27/2009	15% - 11489	\$907.10
				CDAA	\$93.04
				DA OFFICE	\$930.37
				GENERAL FUND	\$2,232.89
				HEMET PD	\$5,140.29
07-024J	INC065384	\$599.82	2/27/2009	15% - 11489	\$58.48
				CDAA	\$6.00
				DA OFFICE	\$59.98
				GENERAL FUND	\$143.96
				TF CVNTF	\$331.40
07-025A		\$1,034.79	3/30/2009	15% - 11489	\$100.89
				CDAA	\$10.35
				DA OFFICE	\$103.48



State of California
ASSET FORFEITURE REPORT - 2009

Table 3

Admin Number	Docket Number	Amount Forfeited	Date Disbursed	Recipient	Amount Disbursed
				GENERAL FUND	\$248.35
				HEMET PD	\$571.72
07-026A		\$8,091.84	11/17/2009	15% - 11489	\$788.96
				CDA A	\$80.92
				DA OFFICE	\$809.18
				GENERAL FUND	\$1,942.04
				RIVERSIDE CO SO	\$4,470.74
07-027A		\$7,309.95	3/30/2009	15% - 11489	\$712.72
				CDA A	\$73.10
				DA OFFICE	\$730.99
				GENERAL FUND	\$1,754.39
				WCNTF	\$4,038.75
07-028A		\$2,266.74	11/17/2009	15% - 11489	\$221.01
				CDA A	\$22.67
				DA OFFICE	\$226.67
				GENERAL FUND	\$544.02
				RIVERSIDE CO SO	\$1,252.37
07-032A		\$8,608.84	3/30/2009	15% - 11489	\$839.36
				CDA A	\$86.09
				DA OFFICE	\$860.88
				GENERAL FUND	\$2,066.12
				RIVERSIDE PD	\$4,756.39
07-033A		\$1,104.16	3/30/2009	15% - 11489	\$107.65
				CDA A	\$11.04
				DA OFFICE	\$110.42
				GENERAL FUND	\$265.00
				RIVERSIDE PD	\$610.05
07-034A		\$1,921.18	11/17/2009	15% - 11489	\$187.32
				CDA A	\$19.21
				DA OFFICE	\$192.12
				GENERAL FUND	\$461.08
				RIVERSIDE CO SO	\$1,061.45
07-036A		\$3,450.76	2/27/2009	15% - 11489	\$336.45
				ALLIED RIVERSIDE CO NET	\$1,906.54
				CDA A	\$34.51
				DA OFFICE	\$345.08
				GENERAL FUND	\$828.18
07-037A		\$1,209.39	8/24/2009	15% - 11489	\$117.92
				CDA A	\$12.09



State of California
ASSET FORFEITURE REPORT - 2009

Table 3

Admin Number	Docket Number	Amount Forfeited	Date Disbursed	Recipient	Amount Disbursed
				DA OFFICE	\$120.94
				GENERAL FUND	\$290.25
				ORANGE CO SO	\$668.19
07-038A		\$1,959.10	2/27/2009	15% - 11489	\$191.02
				ALLIED RIVERSIDE CO NET	\$1,082.40
				CDA A	\$19.59
				DA OFFICE	\$195.91
				GENERAL FUND	\$470.18
07-039J	RIC468208	\$6,260.53	3/30/2009	15% - 11489	\$610.40
				CDA A	\$62.61
				DA OFFICE	\$626.05
				GENERAL FUND	\$1,502.53
				RIVERSIDE CO SO	\$3,458.94
07-042A		\$5,161.62	7/15/2009	15% - 11489	\$503.25
				CDA A	\$51.62
				DA OFFICE	\$516.16
				GENERAL FUND	\$1,238.79
				TF CVNTF	\$2,851.80
07-044A		\$2,113.71	5/4/2009	15% - 11489	\$206.09
				CDA A	\$21.14
				DA OFFICE	\$211.37
				GENERAL FUND	\$507.29
				ORANGE CO RN SP	\$1,167.82
07-046J	RIC469479	\$9,187.37	7/15/2009	15% - 11489	\$895.77
				ALLIED RIVERSIDE CO NET	\$5,076.02
				CDA A	\$91.87
				DA OFFICE	\$918.74
				GENERAL FUND	\$2,204.97
07-048A		\$1,290.37	3/30/2009	15% - 11489	\$125.81
				CDA A	\$12.90
				CORONA PD	\$712.93
				DA OFFICE	\$129.04
				GENERAL FUND	\$309.69
07-050A		\$10,462.54	11/17/2009	15% - 11489	\$1,020.10
				CDA A	\$104.63
				DA OFFICE	\$1,046.25
				GENERAL FUND	\$2,511.01
				RIVERSIDE CO SO	\$5,780.55
07-052A		\$1,095.01	5/29/2009	15% - 11489	\$110.47



State of California
ASSET FORFEITURE REPORT - 2009

Table 3

Admin Number	Docket Number	Amount Forfeited	Date Disbursed	Recipient	Amount Disbursed
				CDA A	\$11.33
				DA OFFICE	\$75.30
				GENERAL FUND	\$271.92
				TF SOUTHWEST CNTF	\$625.99
07-053A		\$1,154.12	7/15/2009		
				15% - 11489	\$112.53
				CDA A	\$11.54
				DA OFFICE	\$115.41
				GENERAL FUND	\$276.99
				TF CVNTF	\$637.65
07-055A		\$1,027.81	3/30/2009		
				15% - 11489	\$100.22
				CDA A	\$10.28
				DA OFFICE	\$102.78
				GENERAL FUND	\$246.67
				RIVERSIDE CO SO	\$567.86
07-056A		\$1,300.81	11/17/2009		
				15% - 11489	\$126.83
				CDA A	\$13.01
				DA OFFICE	\$130.08
				GENERAL FUND	\$312.19
				RIVERSIDE CO SO	\$718.70
07-057A		\$1,494.24	3/30/2009		
				15% - 11489	\$145.69
				CDA A	\$14.94
				DA OFFICE	\$149.42
				GENERAL FUND	\$358.62
				RIVERSIDE PD	\$825.57
07-058J	RIC481740	\$8,198.30	8/13/2009		
				15% - 11489	\$799.34
				CDA A	\$81.98
				DA OFFICE	\$819.83
				GENERAL FUND	\$1,967.59
				RIVERSIDE PD	\$4,529.56
07-059A		\$1,918.28	3/30/2009		
				15% - 11489	\$187.03
				CDA A	\$19.18
				DA OFFICE	\$191.83
				GENERAL FUND	\$460.39
				RIVERSIDE PD	\$1,059.85
07-060A		\$1,376.18	2/27/2009		
				15% - 11489	\$134.18
				CDA A	\$13.76
				DA OFFICE	\$137.62
				GENERAL FUND	\$330.28
				TF CVNTF	\$760.34



State of California
ASSET FORFEITURE REPORT - 2009

Table 3

Admin Number	Docket Number	Amount Forfeited	Date Disbursed	Recipient	Amount Disbursed
07-061A		\$2,755.37	11/17/2009	15% - 11489	\$268.65
				CDA A	\$27.55
				DA OFFICE	\$275.54
				GENERAL FUND	\$661.29
				RIVERSIDE CO SO	\$1,522.34
07-062A		\$10,950.92	11/17/2009	15% - 11489	\$1,067.72
				CDA A	\$109.51
				DA OFFICE	\$1,095.09
				GENERAL FUND	\$2,628.22
				RIVERSIDE CO SO	\$6,050.38
07-063J	BLC003816	\$1,943.01	3/30/2009	15% - 11489	\$189.45
				CDA A	\$19.43
				DA OFFICE	\$194.30
				GENERAL FUND	\$466.32
				RIVERSIDE CO SO	\$1,073.51
07-064A		\$1,072.49	3/30/2009	15% - 11489	\$104.57
				CDA A	\$10.72
				DA OFFICE	\$107.25
				GENERAL FUND	\$257.40
				HEMET PD	\$592.55
07-065A		\$2,617.11	11/17/2009	15% - 11489	\$255.17
				CDA A	\$26.17
				DA OFFICE	\$261.71
				GENERAL FUND	\$628.11
				RIVERSIDE CO SO	\$1,445.95
07-067A		\$1,181.01	11/17/2009	15% - 11489	\$115.15
				CDA A	\$11.81
				DA OFFICE	\$118.10
				GENERAL FUND	\$283.44
				RIVERSIDE CO SO	\$652.51
07-068A		\$2,135.82	11/17/2009	15% - 11489	\$208.24
				CDA A	\$21.36
				DA OFFICE	\$213.58
				GENERAL FUND	\$512.60
				RIVERSIDE CO SO	\$1,180.04
07-069J	RIC472588	\$4,698.71	10/21/2009	15% - 11489	\$458.12
				CDA A	\$46.99
				DA OFFICE	\$469.87
				GENERAL FUND	\$1,127.69



State of California
ASSET FORFEITURE REPORT - 2009

Table 3

Admin Number	Docket Number	Amount Forfeited	Date Disbursed	Recipient	Amount Disbursed
07-070A		\$10,057.79	3/30/2009	RIVERSIDE CO SO	\$2,596.04
				15% - 11489	\$980.63
				CDAA	\$100.58
				DA OFFICE	\$1,005.78
				GENERAL FUND	\$2,413.87
07-071A		\$742.87	11/17/2009	RIVERSIDE CO SO	\$5,556.93
				15% - 11489	\$72.42
				CDAA	\$7.43
				DA OFFICE	\$74.29
				GENERAL FUND	\$178.29
07-073A		\$1,170.75	3/30/2009	RIVERSIDE CO SO	\$410.44
				15% - 11489	\$114.15
				CDAA	\$11.71
				DA OFFICE	\$117.07
				GENERAL FUND	\$280.98
07-074A		\$2,256.38	11/17/2009	RIVERSIDE PD	\$646.84
				15% - 11489	\$220.00
				CDAA	\$22.56
				DA OFFICE	\$225.64
				GENERAL FUND	\$541.53
07-077A		\$1,294.55	7/15/2009	RIVERSIDE CO SO	\$1,246.65
				15% - 11489	\$126.21
				CDAA	\$12.95
				DA OFFICE	\$129.46
				GENERAL FUND	\$310.69
07-078A		\$12,105.97	11/17/2009	TF CVNTF	\$715.24
				15% - 11489	\$1,180.33
				CDAA	\$121.06
				DA OFFICE	\$1,210.60
				GENERAL FUND	\$2,905.43
07-079A		\$2,395.34	3/30/2009	RIVERSIDE CO SO	\$6,688.55
				15% - 11489	\$233.55
				CDAA	\$23.95
				DA OFFICE	\$239.53
				GENERAL FUND	\$574.88
07-080A		\$2,575.50	3/30/2009	RIVERSIDE CO SO	\$1,323.43
				15% - 11489	\$251.12
				CDAA	\$25.75
				DA OFFICE	\$257.55



State of California
ASSET FORFEITURE REPORT - 2009

Table 3

Admin Number	Docket Number	Amount Forfeited	Date Disbursed	Recipient	Amount Disbursed
				GENERAL FUND	\$618.12
				RIVERSIDE PD	\$1,422.96
07-081A		\$1,277.59	11/17/2009		
				15% - 11489	\$124.56
				CDA A	\$12.78
				DA OFFICE	\$127.76
				GENERAL FUND	\$306.62
				RIVERSIDE CO SO	\$705.87
07-082A		\$1,581.19	3/30/2009		
				15% - 11489	\$154.16
				CDA A	\$15.81
				DA OFFICE	\$158.12
				GENERAL FUND	\$379.49
				HEMET PD	\$873.61
07-083A		\$1,288.70	8/13/2009		
				15% - 11489	\$125.64
				ALLIED RIVERSIDE CO NET	\$712.01
				CDA A	\$12.89
				DA OFFICE	\$128.87
				GENERAL FUND	\$309.29
07-084A		\$1,581.85	2/27/2009		
				15% - 11489	\$154.24
				ALLIED RIVERSIDE CO NET	\$873.97
				CDA A	\$15.82
				DA OFFICE	\$158.18
				GENERAL FUND	\$379.64
07-085A		\$1,807.99	3/30/2009		
				15% - 11489	\$176.28
				CDA A	\$18.08
				DA OFFICE	\$180.80
				GENERAL FUND	\$433.92
				TF SOUTHWEST CNTF	\$998.91
07-086A		\$2,229.19	3/30/2009		
				15% - 11489	\$217.34
				CDA A	\$22.29
				CORONA PD	\$1,231.63
				DA OFFICE	\$222.92
				GENERAL FUND	\$535.01
07-087A		\$2,596.32	3/30/2009		
				15% - 11489	\$253.14
				CDA A	\$25.96
				DA OFFICE	\$259.63
				GENERAL FUND	\$623.12
				TF SOUTHWEST CNTF	\$1,434.47
07-090A		\$6,376.92	3/30/2009		
				15% - 11489	\$621.75
				CDA A	\$63.77



State of California
ASSET FORFEITURE REPORT - 2009

Table 3

Admin Number	Docket Number	Amount Forfeited	Date Disbursed	Recipient	Amount Disbursed
				DA OFFICE	\$637.69
				GENERAL FUND	\$1,530.46
				RIVERSIDE CO SO	\$3,523.25
07-091A		\$3,546.19	3/30/2009	15% - 11489	\$345.75
				CDA A	\$35.46
				DA OFFICE	\$354.62
				GENERAL FUND	\$851.09
				HEMET PD	\$1,959.27
07-092A		\$1,317.11	3/30/2009	15% - 11489	\$128.42
				CDA A	\$13.17
				DA OFFICE	\$131.71
				GENERAL FUND	\$316.11
				RIVERSIDE PD	\$727.70
07-096A		\$1,769.56	3/30/2009	15% - 11489	\$172.53
				CDA A	\$17.70
				DA OFFICE	\$176.96
				GENERAL FUND	\$424.69
				RIVERSIDE PD	\$977.68
07-100A		\$2,268.57	1/7/2009	15% - 11489	\$221.17
				ALLIED RIVERSIDE CO NET	\$1,253.39
				CDA A	\$22.69
				DA OFFICE	\$226.86
				GENERAL FUND	\$544.46
07-102A		\$1,192.05	5/29/2009	15% - 11489	\$119.94
				CDA A	\$12.30
				DA OFFICE	\$85.00
				GENERAL FUND	\$295.21
				TF SOUTHWEST CNTF	\$679.60
07-103A		\$1,519.95	11/17/2009	15% - 11489	\$148.19
				CDA A	\$15.20
				DA OFFICE	\$152.00
				GENERAL FUND	\$364.79
				RIVERSIDE CO SO	\$839.77
07-104J	RIC475604	\$736.39	11/17/2009	15% - 11489	\$71.80
				CDA A	\$7.36
				DA OFFICE	\$73.64
				GENERAL FUND	\$176.73
				TF SOUTHWEST CNTF	\$406.86
07-107A		\$3,553.53	11/17/2009	15% - 11489	\$346.46



State of California
ASSET FORFEITURE REPORT - 2009

Table 3

Admin Number	Docket Number	Amount Forfeited	Date Disbursed	Recipient	Amount Disbursed
				CDAA	\$35.54
				DA OFFICE	\$355.35
				GENERAL FUND	\$852.85
				RIVERSIDE CO SO	\$1,963.33
07-108A		\$1,380.04	5/4/2009		
				15% - 11489	\$134.56
				CDAA	\$13.80
				DA OFFICE	\$138.00
				GENERAL FUND	\$331.21
				RIVERSIDE CO SO	\$762.47
07-110A		\$1,321.32	5/29/2009		
				15% - 11489	\$132.54
				CDAA	\$13.59
				DA OFFICE	\$97.93
				GENERAL FUND	\$326.24
				TF SOUTHWEST CNTF	\$751.02
07-114A		\$1,869.79	3/30/2009		
				15% - 11489	\$182.30
				CDAA	\$18.70
				DA OFFICE	\$186.98
				GENERAL FUND	\$448.75
				TF SOUTHWEST CNTF	\$1,033.06
07-115A		\$1,033.99	5/4/2009		
				15% - 11489	\$100.81
				CDAA	\$10.34
				DA OFFICE	\$103.40
				GENERAL FUND	\$248.16
				RIVERSIDE CO SO	\$571.28
07-116A		\$1,759.50	2/27/2009		
				15% - 11489	\$171.56
				CDAA	\$17.59
				DA OFFICE	\$175.95
				GENERAL FUND	\$422.28
				TF CVNTF	\$972.12
07-118A		\$3,523.05	5/4/2009		
				15% - 11489	\$343.49
				CDAA	\$35.23
				DA OFFICE	\$352.31
				GENERAL FUND	\$845.53
				RIVERSIDE CO SO	\$1,946.49
07-119J	RIC477957	\$1,426.73	2/27/2009		
				15% - 11489	\$139.11
				CDAA	\$14.27
				DA OFFICE	\$142.67
				GENERAL FUND	\$342.41
				RIVERSIDE CO SO	\$788.27



State of California
ASSET FORFEITURE REPORT - 2009

Table 3

Admin Number	Docket Number	Amount Forfeited	Date Disbursed	Recipient	Amount Disbursed
07-122A		\$5,782.01	3/30/2009	15% - 11489	\$563.75
				CDA A	\$57.82
				DA OFFICE	\$578.20
				GENERAL FUND	\$1,387.68
				RIVERSIDE PD	\$3,194.56
07-125A		\$2,170.05	2/27/2009	15% - 11489	\$211.58
				CDA A	\$21.70
				DA OFFICE	\$217.01
				GENERAL FUND	\$520.81
				TF CVNTF	\$1,198.95
07-126A		\$1,361.12	3/30/2009	15% - 11489	\$132.71
				CDA A	\$13.61
				DA OFFICE	\$136.11
				GENERAL FUND	\$326.67
				WCNTF	\$752.02
07-127A		\$1,393.31	7/15/2009	15% - 11489	\$135.86
				CDA A	\$13.93
				DA OFFICE	\$139.33
				GENERAL FUND	\$334.39
				TF CVNTF	\$769.80
07-128A		\$1,086.58	2/27/2009	15% - 11489	\$105.93
				CDA A	\$10.87
				DA OFFICE	\$108.66
				GENERAL FUND	\$260.78
				TF CVNTF	\$600.34
07-130A		\$1,165.57	3/30/2009	15% - 11489	\$113.63
				CDA A	\$11.66
				CORONA PD	\$643.98
				DA OFFICE	\$116.56
				GENERAL FUND	\$279.74
07-133A		\$3,146.77	3/30/2009	15% - 11489	\$306.81
				CDA A	\$31.47
				DA OFFICE	\$314.68
				GENERAL FUND	\$755.22
				RIVERSIDE CO SO	\$1,738.59
07-135A		\$1,233.51	3/30/2009	15% - 11489	\$120.27
				CDA A	\$12.34
				DA OFFICE	\$123.35
				GENERAL FUND	\$296.04



State of California
ASSET FORFEITURE REPORT - 2009

Table 3

Admin Number	Docket Number	Amount Forfeited	Date Disbursed	Recipient	Amount Disbursed
07-136J	RIC485070	\$3,162.87	1/7/2009	RIVERSIDE CO SO	\$681.51
				15% - 11489	\$308.37
				CDAA	\$31.63
				DA OFFICE	\$316.29
				GENERAL FUND	\$759.09
07-138A		\$8,840.23	3/30/2009	RIVERSIDE CO SO	\$1,747.49
				15% - 11489	\$861.92
				CDAA	\$88.40
				DA OFFICE	\$884.02
				GENERAL FUND	\$2,121.66
07-139A		\$24,756.01	5/4/2009	RIVERSIDE CO SO	\$4,884.23
				15% - 11489	\$2,413.71
				CDAA	\$247.56
				DA OFFICE	\$2,475.60
				GENERAL FUND	\$5,941.44
07-141A		\$8,116.32	3/30/2009	RIVERSIDE CO SO	\$13,677.70
				15% - 11489	\$791.34
				CDAA	\$81.16
				DA OFFICE	\$811.63
				GENERAL FUND	\$1,947.92
07-145A		\$4,120.48	3/30/2009	RIVERSIDE CO SO	\$4,484.27
				15% - 11489	\$401.76
				CDAA	\$41.20
				DA OFFICE	\$412.05
				GENERAL FUND	\$988.91
07-147J	RIC480742	\$964.22	2/27/2009	RIVERSIDE PD	\$2,276.56
				15% - 11489	\$94.02
				CDAA	\$9.64
				DA OFFICE	\$96.42
				GENERAL FUND	\$231.41
07-147JA	RIC480742	\$5,945.74	5/4/2009	RIVERSIDE CO SO	\$532.73
				15% - 11489	\$602.91
				CDAA	\$61.84
				DA OFFICE	\$380.37
				GENERAL FUND	\$1,484.10
07-148A		\$10,064.63	3/30/2009	RIVERSIDE CO SO	\$3,416.52
				15% - 11489	\$981.30
				CDAA	\$100.65
				DA OFFICE	\$1,006.46



State of California
ASSET FORFEITURE REPORT - 2009

Table 3

Admin Number	Docket Number	Amount Forfeited	Date Disbursed	Recipient	Amount Disbursed
				GENERAL FUND	\$2,415.51
				RIVERSIDE PD	\$5,560.71
07-149J	RIC484385	\$642.19	8/24/2009	15% - 11489	\$62.61
				CDA A	\$6.42
				DA OFFICE	\$64.22
				GENERAL FUND	\$154.13
				RIVERSIDE PD	\$354.81
07-150J	RIC484043	\$1,235.83	2/27/2009	15% - 11489	\$120.50
				CDA A	\$12.36
				DA OFFICE	\$123.58
				GENERAL FUND	\$296.60
				RIVERSIDE CO SO	\$682.79
07-152A		\$3,685.16	3/30/2009	15% - 11489	\$359.30
				CDA A	\$36.85
				DA OFFICE	\$368.52
				GENERAL FUND	\$884.44
				SAN BERNARDINO CO SO	\$2,036.05
07-154A		\$1,776.07	3/30/2009	15% - 11489	\$173.16
				CDA A	\$17.76
				DA OFFICE	\$177.61
				GENERAL FUND	\$426.26
				SAN BERNARDINO CO SO	\$981.28
07-156A		\$9,606.26	11/17/2009	15% - 11489	\$936.61
				CDA A	\$96.06
				DA OFFICE	\$960.63
				GENERAL FUND	\$2,305.50
				TF SOUTHWEST CNTF	\$5,307.46
07-157A		\$2,457.63	3/30/2009	15% - 11489	\$239.62
				CDA A	\$24.58
				DA OFFICE	\$245.76
				GENERAL FUND	\$589.83
				RIVERSIDE PD	\$1,357.84
07-158A		\$3,585.37	3/30/2009	15% - 11489	\$349.57
				CDA A	\$35.85
				DA OFFICE	\$358.54
				GENERAL FUND	\$860.49
				RIVERSIDE PD	\$1,980.92
07-159A		\$954.58	3/30/2009	15% - 11489	\$93.07
				CDA A	\$9.55



State of California
ASSET FORFEITURE REPORT - 2009

Table 3

Admin Number	Docket Number	Amount Forfeited	Date Disbursed	Recipient	Amount Disbursed
				DA OFFICE	\$95.46
				GENERAL FUND	\$229.10
				RIVERSIDE CO SO	\$527.40
07-160J	INC071394	\$13,087.08	2/27/2009		
				15% - 11489	\$1,275.99
				CDA A	\$130.87
				DA OFFICE	\$1,308.71
				GENERAL FUND	\$3,140.90
				RIVERSIDE CO SO	\$7,230.61
07-161A		\$2,376.14	2/27/2009		
				15% - 11489	\$231.68
				CDA A	\$23.76
				DA OFFICE	\$237.61
				GENERAL FUND	\$570.27
				TF CVNTF	\$1,312.82
07-162A		\$699.29	5/4/2009		
				15% - 11489	\$68.18
				CDA A	\$6.99
				DA OFFICE	\$69.93
				GENERAL FUND	\$167.83
				RIVERSIDE CO SO	\$386.36
07-164J	RIC479893	\$7,494.57	8/13/2009		
				15% - 11489	\$730.71
				CDA A	\$74.95
				DA OFFICE	\$749.46
				GENERAL FUND	\$1,798.70
				RIVERSIDE PD	\$4,140.75
07-165A		\$2,846.08	3/30/2009		
				15% - 11489	\$277.49
				CDA A	\$28.46
				DA OFFICE	\$284.61
				GENERAL FUND	\$683.06
				RIVERSIDE PD	\$1,572.46
07-166A		\$1,885.34	3/30/2009		
				15% - 11489	\$183.83
				CDA A	\$18.85
				DA OFFICE	\$188.53
				GENERAL FUND	\$452.48
				RIVERSIDE PD	\$1,041.65
07-167J	RIC483443	\$105.86	10/21/2009		
				15% - 11489	\$10.31
				CDA A	\$1.06
				DA OFFICE	\$10.59
				GENERAL FUND	\$25.41
				RIVERSIDE CO SO	\$58.49
07-167JA	RIC483435	\$781.49	10/21/2009		
				15% - 11489	\$76.20



State of California
ASSET FORFEITURE REPORT - 2009

Table 3

Admin Number	Docket Number	Amount Forfeited	Date Disbursed	Recipient	Amount Disbursed
				CDAA	\$7.81
				DA OFFICE	\$78.15
				GENERAL FUND	\$187.56
				RIVERSIDE CO SO	\$431.77
07-167JB	RIC483435	\$529.33	10/21/2009		
				15% - 11489	\$51.62
				CDAA	\$5.29
				DA OFFICE	\$52.93
				GENERAL FUND	\$127.04
				RIVERSIDE CO SO	\$292.45
07-168A		\$2,827.51	11/17/2009		
				15% - 11489	\$275.68
				CDAA	\$28.28
				DA OFFICE	\$282.75
				GENERAL FUND	\$678.60
				RIVERSIDE CO SO	\$1,562.20
07-169A		\$3,284.59	5/29/2009		
				15% - 11489	\$320.24
				CDAA	\$32.85
				DA OFFICE	\$328.46
				GENERAL FUND	\$788.30
				RIVERSIDE CO SO	\$1,814.74
07-170A		\$3,028.75	11/17/2009		
				15% - 11489	\$295.30
				CDAA	\$30.29
				DA OFFICE	\$302.88
				GENERAL FUND	\$726.90
				RIVERSIDE CO SO	\$1,673.38
07-171A		\$1,638.41	3/30/2009		
				15% - 11489	\$159.75
				CDAA	\$16.38
				DA OFFICE	\$163.84
				GENERAL FUND	\$393.22
				RIVERSIDE PD	\$905.22
07-172A		\$5,136.03	5/29/2009		
				15% - 11489	\$504.47
				CDAA	\$51.74
				DA OFFICE	\$479.40
				GENERAL FUND	\$1,241.77
				TF SOUTHWEST CNTF	\$2,858.65
07-174A		\$1,344.06	11/17/2009		
				15% - 11489	\$131.05
				CDAA	\$13.44
				DA OFFICE	\$134.41
				GENERAL FUND	\$322.57
				RIVERSIDE CO SO	\$742.59



State of California
ASSET FORFEITURE REPORT - 2009

Table 3

Admin Number	Docket Number	Amount Forfeited	Date Disbursed	Recipient	Amount Disbursed
07-175A		\$2,254.18	3/30/2009	15% - 11489	\$219.79
				CDA A	\$22.54
				DA OFFICE	\$225.42
				GENERAL FUND	\$541.00
				RIVERSIDE PD	\$1,245.43
07-177J	RIC514863	\$61,606.74	8/24/2009	15% - 11489	\$6,006.66
				CDA A	\$616.07
				DA OFFICE	\$6,160.67
				GENERAL FUND	\$14,785.62
				VENTURA CO SO	\$34,037.72
07-178A		\$4,581.33	11/17/2009	15% - 11489	\$446.69
				CDA A	\$45.81
				DA OFFICE	\$458.13
				GENERAL FUND	\$1,099.52
				TF SOUTHWEST CNTF	\$2,531.18
07-179A		\$2,107.18	11/17/2009	15% - 11489	\$205.45
				CDA A	\$21.07
				DA OFFICE	\$210.72
				GENERAL FUND	\$505.72
				RIVERSIDE CO SO	\$1,164.22
07-180A		\$2,319.54	5/29/2009	15% - 11489	\$229.86
				CDA A	\$23.58
				DA OFFICE	\$197.75
				GENERAL FUND	\$565.81
				TF SOUTHWEST CNTF	\$1,302.54
07-181A		\$3,892.01	11/17/2009	15% - 11489	\$379.47
				CDA A	\$38.92
				DA OFFICE	\$389.20
				GENERAL FUND	\$934.08
				RIVERSIDE CO SO	\$2,150.34
07-182A		\$1,677.63	11/17/2009	15% - 11489	\$163.57
				CDA A	\$16.78
				DA OFFICE	\$167.76
				GENERAL FUND	\$402.63
				RIVERSIDE CO SO	\$926.89
07-183A		\$1,141.43	3/30/2009	15% - 11489	\$111.30
				CDA A	\$11.41
				DA OFFICE	\$114.14
				GENERAL FUND	\$273.94



State of California
ASSET FORFEITURE REPORT - 2009

Table 3

Admin Number	Docket Number	Amount Forfeited	Date Disbursed	Recipient	Amount Disbursed
07-184A		\$1,860.28	3/30/2009	RIVERSIDE PD	\$630.64
				15% - 11489	\$181.37
				ALLIED RIVERSIDE CO NET	\$1,027.81
				CDA A	\$18.60
				DA OFFICE	\$186.03
				GENERAL FUND	\$446.47
07-186A		\$3,326.19	3/30/2009	15% - 11489	\$324.30
				CDA A	\$33.26
				CORONA PD	\$1,837.72
				DA OFFICE	\$332.62
				GENERAL FUND	\$798.29
07-187A		\$1,793.60	3/30/2009	15% - 11489	\$174.88
				CDA A	\$17.94
				DA OFFICE	\$179.36
				GENERAL FUND	\$430.46
				RIVERSIDE PD	\$990.96
07-188A		\$8,480.77	1/7/2009	15% - 11489	\$826.86
				CDA A	\$84.81
				DA OFFICE	\$848.08
				GENERAL FUND	\$2,035.39
				RIVERSIDE PD	\$4,685.63
07-190J	RIC492659	\$3,100.40	7/15/2009	15% - 11489	\$302.29
				CDA A	\$31.00
				DA OFFICE	\$310.04
				GENERAL FUND	\$744.10
				RIVERSIDE CO SO	\$1,712.97
07-191A		\$1,578.41	3/30/2009	15% - 11489	\$153.90
				CDA A	\$15.78
				CORONA PD	\$872.07
				DA OFFICE	\$157.84
				GENERAL FUND	\$378.82
07-192A		\$1,971.05	7/15/2009	15% - 11489	\$192.17
				CDA A	\$19.71
				DA OFFICE	\$197.11
				GENERAL FUND	\$473.05
				TF CVNTF	\$1,089.01
07-193A		\$1,782.60	3/30/2009	15% - 11489	\$173.81
				CDA A	\$17.83
				CORONA PD	\$984.88



State of California
ASSET FORFEITURE REPORT - 2009

Table 3

Admin Number	Docket Number	Amount Forfeited	Date Disbursed	Recipient	Amount Disbursed
				DA OFFICE	\$178.26
				GENERAL FUND	\$427.82
07-195A		\$7,282.72	3/30/2009	15% - 11489	\$710.07
				CDA A	\$72.83
				DA OFFICE	\$728.27
				GENERAL FUND	\$1,747.85
				RIVERSIDE PD	\$4,023.70
07-196A		\$10,201.67	3/30/2009	15% - 11489	\$994.66
				CDA A	\$102.02
				DA OFFICE	\$1,020.17
				GENERAL FUND	\$2,448.40
				RIVERSIDE PD	\$5,636.42
07-197A		\$6,656.36	3/30/2009	15% - 11489	\$648.99
				CDA A	\$66.56
				DA OFFICE	\$665.64
				GENERAL FUND	\$1,597.53
				RIVERSIDE PD	\$3,677.64
07-198A		\$5,222.43	3/30/2009	15% - 11489	\$509.20
				CDA A	\$52.22
				DA OFFICE	\$522.24
				GENERAL FUND	\$1,253.38
				SAN BERNARDINO CO SO	\$2,885.39
07-200A		\$2,180.62	2/27/2009	15% - 11489	\$212.61
				CDA A	\$21.81
				DA OFFICE	\$218.06
				GENERAL FUND	\$523.35
				TF SOUTHWEST CNTF	\$1,204.79
07-201A		\$170.30	5/4/2009	15% - 11489	\$16.61
				CDA A	\$1.70
				DA OFFICE	\$17.03
				GENERAL FUND	\$40.87
				TF CVNTF	\$94.09
07-201J	INC073902	\$414.42	5/4/2009	15% - 11489	\$40.41
				CDA A	\$4.14
				DA OFFICE	\$41.44
				GENERAL FUND	\$99.46
				TF CVNTF	\$228.97
07-202A		\$2,155.94	3/30/2009	15% - 11489	\$210.20
				CDA A	\$21.56



State of California
ASSET FORFEITURE REPORT - 2009

Table 3

Admin Number	Docket Number	Amount Forfeited	Date Disbursed	Recipient	Amount Disbursed
				DA OFFICE	\$215.59
				GENERAL FUND	\$517.43
				MURRIETA PD	\$1,191.16
07-204A		\$10,227.22	11/17/2009		
				15% - 11489	\$997.16
				CDA A	\$102.27
				DA OFFICE	\$1,022.72
				GENERAL FUND	\$2,454.53
				TF SOUTHWEST CNTF	\$5,650.54
07-206A		\$4,425.16	3/30/2009		
				15% - 11489	\$431.45
				CDA A	\$44.25
				DA OFFICE	\$442.52
				GENERAL FUND	\$1,062.04
				RIVERSIDE CO SO	\$2,444.90
07-208A		\$4,424.06	7/15/2009		
				15% - 11489	\$431.35
				CDA A	\$44.24
				DA OFFICE	\$442.41
				GENERAL FUND	\$1,061.77
				TF CVNTF	\$2,444.29
07-209A		\$7,481.12	7/15/2009		
				15% - 11489	\$729.41
				CDA A	\$74.81
				DA OFFICE	\$748.11
				GENERAL FUND	\$1,795.47
				TF CVNTF	\$4,133.32
07-211A		\$2,402.25	2/27/2009		
				15% - 11489	\$234.23
				CDA A	\$24.02
				DA OFFICE	\$240.22
				GENERAL FUND	\$576.54
				RIVERSIDE CO SO	\$1,327.24
08-001A		\$6,733.82	7/15/2009		
				15% - 11489	\$660.25
				CDA A	\$67.72
				CORONA PD	\$3,741.43
				DA OFFICE	\$639.18
				GENERAL FUND	\$1,625.24
08-001J	RIC490336	\$334.12	7/15/2009		
				15% - 11489	\$32.58
				CDA A	\$3.34
				CORONA PD	\$184.60
				DA OFFICE	\$33.41
				GENERAL FUND	\$80.19
08-002A		\$1,558.45	3/30/2009		
				15% - 11489	\$151.95



State of California
ASSET FORFEITURE REPORT - 2009

Table 3

Admin Number	Docket Number	Amount Forfeited	Date Disbursed	Recipient	Amount Disbursed
				ALLIED RIVERSIDE CO NET	\$861.04
				CDAA	\$15.58
				DA OFFICE	\$155.85
				GENERAL FUND	\$374.03
08-003A		\$1,138.31	3/30/2009		
				15% - 11489	\$110.99
				CDAA	\$11.38
				DA OFFICE	\$113.83
				GENERAL FUND	\$273.19
				HEMET PD	\$628.92
08-004A		\$1,523.71	3/30/2009		
				15% - 11489	\$148.56
				CDAA	\$15.24
				DA OFFICE	\$152.37
				GENERAL FUND	\$365.69
				HEMET PD	\$841.85
08-005A		\$1,628.25	5/4/2009		
				15% - 11489	\$158.75
				CDAA	\$16.28
				DA OFFICE	\$162.83
				GENERAL FUND	\$390.78
				RIVERSIDE CO SO	\$899.61
08-006A		\$939.62	5/4/2009		
				15% - 11489	\$91.61
				CDAA	\$9.40
				DA OFFICE	\$93.96
				GENERAL FUND	\$225.51
				RIVERSIDE CO SO	\$519.14
08-007J	RIC493641	\$21,627.72	10/21/2009		
				15% - 11489	\$2,108.70
				CDAA	\$216.28
				DA OFFICE	\$2,162.77
				GENERAL FUND	\$5,190.65
				RIVERSIDE CO SO	\$11,949.32
08-008A		\$1,473.77	3/30/2009		
				15% - 11489	\$143.69
				CDAA	\$14.74
				CORONA PD	\$814.26
				DA OFFICE	\$147.38
				GENERAL FUND	\$353.70
08-009A		\$1,780.08	3/30/2009		
				15% - 11489	\$173.56
				CDAA	\$17.80
				DA OFFICE	\$178.01
				GENERAL FUND	\$427.22
				RIVERSIDE PD	\$983.49



State of California
ASSET FORFEITURE REPORT - 2009

Table 3

Admin Number	Docket Number	Amount Forfeited	Date Disbursed	Recipient	Amount Disbursed
08-010A		\$2,188.88	3/30/2009	15% - 11489	\$213.42
				CDA A	\$21.89
				DA OFFICE	\$218.89
				GENERAL FUND	\$525.33
				RIVERSIDE PD	\$1,209.35
08-011J	INC074729	\$1,042.77	7/15/2009	15% - 11489	\$101.67
				CDA A	\$10.43
				DA OFFICE	\$104.28
				GENERAL FUND	\$250.26
				TF CVNTF	\$576.13
08-012A		\$1,925.27	3/30/2009	15% - 11489	\$187.71
				ALLIED RIVERSIDE CO NET	\$1,063.71
				CDA A	\$19.25
				DA OFFICE	\$192.53
				GENERAL FUND	\$462.07
08-013A		\$1,355.92	3/30/2009	15% - 11489	\$132.20
				CDA A	\$13.56
				DA OFFICE	\$135.59
				GENERAL FUND	\$325.42
				SAN BERNARDINO CO SO	\$749.15
08-014J	INC075546	\$271.77	2/27/2009	15% - 11489	\$26.48
				CDA A	\$2.72
				DA OFFICE	\$27.18
				GENERAL FUND	\$65.23
				TF CVNTF	\$150.16
08-015A		\$3,347.14	8/24/2009	15% - 11489	\$326.36
				CDA A	\$33.47
				CORONA PD	\$1,849.29
				DA OFFICE	\$334.71
				GENERAL FUND	\$803.31
08-020A		\$1,047.35	3/30/2009	15% - 11489	\$102.12
				CDA A	\$10.47
				DA OFFICE	\$104.74
				GENERAL FUND	\$251.36
				RIVERSIDE PD	\$578.66
08-021A		\$5,201.66	3/30/2009	15% - 11489	\$507.16
				CDA A	\$52.02
				DA OFFICE	\$520.17
				GENERAL FUND	\$1,248.40



State of California
ASSET FORFEITURE REPORT - 2009

Table 3

Admin Number	Docket Number	Amount Forfeited	Date Disbursed	Recipient	Amount Disbursed
08-022J	INC075371	\$783.77	10/21/2009	RIVERSIDE PD	\$2,873.91
				15% - 11489	\$76.42
				CDAA	\$7.84
				DA OFFICE	\$78.38
				GENERAL FUND	\$188.10
				RIVERSIDE CO SO	\$433.03
08-023A		\$1,620.91	5/4/2009	15% - 11489	\$158.03
				CDAA	\$16.21
				DA OFFICE	\$162.09
				GENERAL FUND	\$389.02
				RIVERSIDE CO SO	\$895.56
08-024A		\$3,550.22	11/17/2009	15% - 11489	\$346.15
				CDAA	\$35.50
				DA OFFICE	\$355.02
				GENERAL FUND	\$852.05
				RIVERSIDE CO SO	\$1,961.50
08-025A		\$1,034.79	3/30/2009	15% - 11489	\$100.89
				CDAA	\$10.35
				DA OFFICE	\$103.48
				GENERAL FUND	\$248.35
				HEMET PD	\$571.72
08-025JA	RIC499573	\$1,896.21	2/27/2009	15% - 11489	\$184.88
				CDAA	\$18.96
				DA OFFICE	\$189.62
				GENERAL FUND	\$455.09
				HEMET PD	\$1,047.66
08-027A		\$1,246.51	11/17/2009	15% - 11489	\$121.53
				CDAA	\$12.47
				DA OFFICE	\$124.65
				GENERAL FUND	\$299.16
				TF SOUTHWEST CNTF	\$688.70
08-028A		\$3,500.96	11/17/2009	15% - 11489	\$341.34
				CDAA	\$35.01
				DA OFFICE	\$350.10
				GENERAL FUND	\$840.23
				TF SOUTHWEST CNTF	\$1,934.28
08-031A		\$7,735.66	11/17/2009	15% - 11489	\$754.22
				CDAA	\$77.36
				DA OFFICE	\$773.57



State of California
ASSET FORFEITURE REPORT - 2009

Table 3

Admin Number	Docket Number	Amount Forfeited	Date Disbursed	Recipient	Amount Disbursed
				GENERAL FUND	\$1,856.56
				RIVERSIDE CO SO	\$4,273.95
08-032J	BLC004232	\$1,277.57	7/15/2009	15% - 11489	\$124.55
				CDA A	\$12.78
				DA OFFICE	\$127.76
				GENERAL FUND	\$306.62
				RIVERSIDE CO SO	\$705.86
08-033A		\$12,684.87	3/30/2009	15% - 11489	\$1,236.77
				CDA A	\$126.85
				DA OFFICE	\$1,268.49
				GENERAL FUND	\$3,044.37
				RIVERSIDE PD	\$7,008.39
08-034A		\$1,281.94	3/30/2009	15% - 11489	\$124.99
				CDA A	\$12.82
				DA OFFICE	\$128.19
				GENERAL FUND	\$307.67
				RIVERSIDE PD	\$708.27
08-035A		\$1,280.57	3/30/2009	15% - 11489	\$124.85
				CDA A	\$12.81
				CORONA PD	\$707.51
				DA OFFICE	\$128.06
				GENERAL FUND	\$307.34
08-036A		\$2,653.44	3/30/2009	15% - 11489	\$258.73
				CDA A	\$26.53
				DA OFFICE	\$265.34
				GENERAL FUND	\$636.82
				HEMET PD	\$1,466.02
08-038A		\$1,811.97	3/30/2009	15% - 11489	\$176.67
				CDA A	\$18.12
				DA OFFICE	\$181.20
				GENERAL FUND	\$434.87
				TF SOUTHWEST CNTF	\$1,001.11
08-039A		\$5,980.28	11/17/2009	15% - 11489	\$583.08
				CDA A	\$59.80
				DA OFFICE	\$598.03
				GENERAL FUND	\$1,435.27
				RIVERSIDE CO SO	\$3,304.10
08-040A		\$3,059.23	3/30/2009	15% - 11489	\$298.27
				CDA A	\$30.59



State of California
ASSET FORFEITURE REPORT - 2009

Table 3

Admin Number	Docket Number	Amount Forfeited	Date Disbursed	Recipient	Amount Disbursed
				DA OFFICE	\$305.92
				GENERAL FUND	\$734.22
				RIVERSIDE CO SO	\$1,690.23
08-042J	INC076120	\$41,593.46	5/29/2009		
				15% - 11489	\$4,055.36
				CDA A	\$415.93
				DA OFFICE	\$4,159.35
				GENERAL FUND	\$9,982.43
				RIVERSIDE CO SO	\$22,980.39
08-043A		\$2,763.91	3/30/2009		
				15% - 11489	\$269.48
				CDA A	\$27.64
				DA OFFICE	\$276.39
				GENERAL FUND	\$663.34
				RIVERSIDE PD	\$1,527.06
08-044A		\$8,113.86	3/30/2009		
				15% - 11489	\$791.09
				CDA A	\$81.14
				DA OFFICE	\$811.39
				GENERAL FUND	\$1,947.33
				RIVERSIDE PD	\$4,482.91
08-045A		\$1,257.81	8/24/2009		
				15% - 11489	\$122.64
				CDA A	\$12.58
				DA OFFICE	\$125.78
				GENERAL FUND	\$301.87
				RIVERSIDE PD	\$694.94
08-046A		\$1,023.17	11/17/2009		
				15% - 11489	\$99.76
				CDA A	\$10.23
				DA OFFICE	\$102.32
				GENERAL FUND	\$245.56
				RIVERSIDE CO SO	\$565.30
08-047A		\$1,012.53	7/15/2009		
				15% - 11489	\$98.72
				CDA A	\$10.13
				DA OFFICE	\$101.25
				GENERAL FUND	\$243.01
				TF CVNTF	\$559.42
08-048A		\$1,604.00	3/30/2009		
				15% - 11489	\$156.39
				ALLIED RIVERSIDE CO NET	\$886.21
				CDA A	\$16.04
				DA OFFICE	\$160.40
				GENERAL FUND	\$384.96
08-049A		\$1,619.08	11/17/2009		
				15% - 11489	\$157.86



State of California
ASSET FORFEITURE REPORT - 2009

Table 3

Admin Number	Docket Number	Amount Forfeited	Date Disbursed	Recipient	Amount Disbursed
				CDA A	\$16.19
				DA OFFICE	\$161.91
				GENERAL FUND	\$388.58
				RIVERSIDE CO SO	\$894.54
08-050A		\$883.50	3/30/2009		
				15% - 11489	\$86.13
				CDA A	\$8.84
				DA OFFICE	\$88.35
				GENERAL FUND	\$212.04
				TF SOUTHWEST CNTF	\$488.14
08-050AA		\$2,139.62	2/27/2009		
				15% - 11489	\$208.61
				ALLIED RIVERSIDE CO NET	\$1,182.14
				CDA A	\$21.40
				DA OFFICE	\$213.96
				GENERAL FUND	\$513.51
08-051A		\$2,048.94	2/27/2009		
				15% - 11489	\$203.49
				CDA A	\$20.87
				DA OFFICE	\$170.69
				GENERAL FUND	\$500.86
				RIVERSIDE CO SO	\$1,153.03
08-051J	RIC495581	\$1,581.63	2/27/2009		
				15% - 11489	\$154.21
				CDA A	\$15.82
				DA OFFICE	\$158.16
				GENERAL FUND	\$379.59
				RIVERSIDE CO SO	\$873.85
08-054A		\$1,078.69	3/30/2009		
				15% - 11489	\$105.16
				CDA A	\$10.79
				DA OFFICE	\$107.87
				GENERAL FUND	\$258.89
				TF SOUTHWEST CNTF	\$595.98
08-055A		\$24,775.78	5/29/2009		
				15% - 11489	\$2,419.34
				CDA A	\$248.14
				DA OFFICE	\$2,443.38
				GENERAL FUND	\$5,955.31
				TF SOUTHWEST CNTF	\$13,709.61
08-056A		\$1,849.58	7/15/2009		
				15% - 11489	\$180.33
				CDA A	\$18.50
				DA OFFICE	\$184.96
				GENERAL FUND	\$443.90
				TF CVNTF	\$1,021.89



State of California
ASSET FORFEITURE REPORT - 2009

Table 3

Admin Number	Docket Number	Amount Forfeited	Date Disbursed	Recipient	Amount Disbursed
08-057A		\$1,042.69	7/15/2009	15% - 11489	\$101.65
				CDA A	\$10.43
				DA OFFICE	\$104.27
				GENERAL FUND	\$250.25
				TF CVNTF	\$576.09
08-058A		\$6,244.75	11/17/2009	15% - 11489	\$608.86
				CDA A	\$62.45
				DA OFFICE	\$624.48
				GENERAL FUND	\$1,498.74
				RIVERSIDE PD	\$3,450.22
08-059A		\$2,412.59	5/4/2009	15% - 11489	\$235.23
				CDA A	\$24.13
				DA OFFICE	\$241.26
				GENERAL FUND	\$579.02
				RIVERSIDE PD	\$1,332.95
08-060A		\$2,530.81	8/24/2009	15% - 11489	\$246.76
				CDA A	\$25.31
				DA OFFICE	\$253.08
				GENERAL FUND	\$607.39
				RIVERSIDE PD	\$1,398.27
08-062A		\$2,109.09	3/30/2009	15% - 11489	\$205.64
				CDA A	\$21.09
				CORONA PD	\$1,165.27
				DA OFFICE	\$210.91
				GENERAL FUND	\$506.18
08-064A		\$1,419.60	11/17/2009	15% - 11489	\$138.41
				CDA A	\$14.20
				DA OFFICE	\$141.96
				GENERAL FUND	\$340.70
				RIVERSIDE PD	\$784.33
08-066A		\$6,852.07	5/4/2009	15% - 11489	\$668.07
				CDA A	\$68.52
				DA OFFICE	\$685.21
				GENERAL FUND	\$1,644.50
				SAN BERNARDINO CO SO	\$3,785.77
08-067A		\$1,521.38	7/15/2009	15% - 11489	\$148.34
				CDA A	\$15.21
				DA OFFICE	\$152.14
				GENERAL FUND	\$365.13



State of California
ASSET FORFEITURE REPORT - 2009

Table 3

Admin Number	Docket Number	Amount Forfeited	Date Disbursed	Recipient	Amount Disbursed
08-068A		\$16,482.98	11/17/2009	TF CVNTF	\$840.56
				15% - 11489	\$1,607.08
				CDAA	\$164.83
				DA OFFICE	\$1,648.30
				GENERAL FUND	\$3,955.92
				RIVERSIDE CO SO	\$9,106.85
08-069A		\$4,844.04	11/17/2009	15% - 11489	\$472.30
				CDAA	\$48.44
				DA OFFICE	\$484.40
				GENERAL FUND	\$1,162.57
				RIVERSIDE CO SO	\$2,676.33
08-071A		\$1,833.63	3/30/2009	15% - 11489	\$178.78
				CDAA	\$18.34
				DA OFFICE	\$183.36
				GENERAL FUND	\$440.07
				HEMET PD	\$1,013.08
08-072J	RIC498376	\$1,315.65	3/30/2009	15% - 11489	\$128.26
				CDAA	\$13.16
				DA OFFICE	\$131.57
				GENERAL FUND	\$315.76
				TF SOUTHWEST CNTF	\$726.90
08-074A		\$2,583.26	3/30/2009	15% - 11489	\$251.87
				ALLIED RIVERSIDE CO NET	\$1,427.25
				CDAA	\$25.83
				DA OFFICE	\$258.33
				GENERAL FUND	\$619.98
08-077A		\$1,237.04	11/17/2009	15% - 11489	\$120.62
				CDAA	\$12.37
				DA OFFICE	\$123.70
				GENERAL FUND	\$296.89
				RIVERSIDE PD	\$683.46
08-079A		\$1,012.16	11/17/2009	15% - 11489	\$98.68
				CDAA	\$10.12
				DA OFFICE	\$101.22
				GENERAL FUND	\$242.92
				RIVERSIDE PD	\$559.22
08-081A		\$3,416.31	5/4/2009	15% - 11489	\$333.09
				CDAA	\$34.16
				DA OFFICE	\$341.63



State of California
ASSET FORFEITURE REPORT - 2009

Table 3

Admin Number	Docket Number	Amount Forfeited	Date Disbursed	Recipient	Amount Disbursed
				GENERAL FUND	\$819.92
				RIVERSIDE CO SO	\$1,887.51
08-082A		\$6,148.09	3/30/2009	15% - 11489	\$599.44
				CDA A	\$61.48
				DA OFFICE	\$614.81
				GENERAL FUND	\$1,475.54
				SAN BERNARDINO CO SO	\$3,396.82
08-083J	RIC499210	\$796.19	2/27/2009	15% - 11489	\$77.64
				CDA A	\$7.96
				DA OFFICE	\$79.62
				GENERAL FUND	\$191.08
				RIVERSIDE CO SO	\$439.89
08-085J	INC077481	\$2,945.78	5/29/2009	15% - 11489	\$306.71
				CDA A	\$31.46
				DA OFFICE	\$114.58
				GENERAL FUND	\$754.99
				RIVERSIDE CO SO	\$1,738.04
08-085JA	INC077481	\$229.35	7/15/2009	15% - 11489	\$22.36
				CDA A	\$2.29
				DA OFFICE	\$22.94
				GENERAL FUND	\$55.04
				RIVERSIDE CO SO	\$126.72
08-086A		\$15,178.96	11/17/2009	15% - 11489	\$1,479.94
				ALLIED RIVERSIDE CO NET	\$8,386.38
				CDA A	\$151.79
				DA OFFICE	\$1,517.90
				GENERAL FUND	\$3,642.95
08-087A		\$1,080.44	11/17/2009	15% - 11489	\$105.35
				CDA A	\$10.80
				DA OFFICE	\$108.04
				GENERAL FUND	\$259.31
				RIVERSIDE CO SO	\$596.94
08-088A		\$1,816.75	3/30/2009	15% - 11489	\$177.14
				CDA A	\$18.17
				DA OFFICE	\$181.67
				GENERAL FUND	\$436.02
				SAN BERNARDINO CO SO	\$1,003.75
08-089A		\$982.26	3/30/2009	15% - 11489	\$95.77
				CDA A	\$9.82



State of California
ASSET FORFEITURE REPORT - 2009

Table 3

Admin Number	Docket Number	Amount Forfeited	Date Disbursed	Recipient	Amount Disbursed
				DA OFFICE	\$98.23
				GENERAL FUND	\$235.74
				HEMET PD	\$542.70
08-090A		\$2,505.71	11/17/2009	15% - 11489	\$244.31
				CDA A	\$25.06
				DA OFFICE	\$250.57
				GENERAL FUND	\$601.37
				WCNTF	\$1,384.40
08-091A		\$2,338.70	11/17/2009	15% - 11489	\$228.02
				CDA A	\$23.39
				DA OFFICE	\$233.87
				GENERAL FUND	\$561.29
				RIVERSIDE CO SO	\$1,292.13
08-093A		\$1,484.16	7/15/2009	15% - 11489	\$144.70
				CDA A	\$14.84
				DA OFFICE	\$148.42
				GENERAL FUND	\$356.20
				TF CVNTF	\$820.00
08-094A		\$1,669.66	11/17/2009	15% - 11489	\$162.78
				CDA A	\$16.70
				DA OFFICE	\$166.97
				GENERAL FUND	\$400.72
				RIVERSIDE CO SO	\$922.49
08-095A		\$888.12	11/17/2009	15% - 11489	\$86.59
				CDA A	\$8.88
				DA OFFICE	\$88.81
				GENERAL FUND	\$213.15
				RIVERSIDE CO SO	\$490.69
08-096A		\$1,336.17	11/17/2009	15% - 11489	\$130.28
				CDA A	\$13.36
				DA OFFICE	\$133.62
				GENERAL FUND	\$320.68
				TF SOUTHWEST CNTF	\$738.23
08-097A		\$1,528.41	7/15/2009	15% - 11489	\$149.02
				CDA A	\$15.28
				DA OFFICE	\$152.84
				GENERAL FUND	\$366.82
				TF CVNTF	\$844.45
08-100A		\$117.34	2/27/2009	15% - 11489	\$15.15



State of California
ASSET FORFEITURE REPORT - 2009

Table 3

Admin Number	Docket Number	Amount Forfeited	Date Disbursed	Recipient	Amount Disbursed
				CDAA	\$1.55
				DA OFFICE	-\$22.47
				GENERAL FUND	\$37.28
				TF SOUTHWEST CNTF	\$85.83
08-100J	RIC500394	\$1,049.78	2/27/2009		
				15% - 11489	\$102.35
				CDAA	\$10.50
				DA OFFICE	\$104.98
				GENERAL FUND	\$251.95
				TF SOUTHWEST CNTF	\$580.00
08-101A		\$2,085.89	11/17/2009		
				15% - 11489	\$203.38
				CDAA	\$20.86
				DA OFFICE	\$208.59
				GENERAL FUND	\$500.61
				RIVERSIDE CO SO	\$1,152.45
08-103A		\$1,886.39	11/17/2009		
				15% - 11489	\$183.93
				CDAA	\$18.86
				DA OFFICE	\$188.64
				GENERAL FUND	\$452.73
				RIVERSIDE PD	\$1,042.23
08-104A		\$2,921.50	5/4/2009		
				15% - 11489	\$284.84
				CDAA	\$29.22
				DA OFFICE	\$292.15
				GENERAL FUND	\$701.16
				WCNTF	\$1,614.13
08-106A		\$913.39	11/17/2009		
				15% - 11489	\$89.06
				CDAA	\$9.13
				DA OFFICE	\$91.34
				GENERAL FUND	\$219.21
				RIVERSIDE CO SO	\$504.65
08-108A		\$2,741.19	11/17/2009		
				15% - 11489	\$267.26
				ALLIED RIVERSIDE CO NET	\$1,514.51
				CDAA	\$27.41
				DA OFFICE	\$274.12
				GENERAL FUND	\$657.89
08-109J	RIC500819	\$1,790.99	2/27/2009		
				15% - 11489	\$174.62
				CDAA	\$17.91
				DA OFFICE	\$179.10
				GENERAL FUND	\$429.84
				MURRIETA PD	\$989.52



State of California
ASSET FORFEITURE REPORT - 2009

Table 3

Admin Number	Docket Number	Amount Forfeited	Date Disbursed	Recipient	Amount Disbursed
08-115A		\$1,600.77	7/15/2009	15% - 11489	\$156.07
				CDA A	\$16.01
				DA OFFICE	\$160.08
				GENERAL FUND	\$384.18
				TF CVNTF	\$884.43
08-116A		\$1,505.40	11/17/2009	15% - 11489	\$146.78
				CDA A	\$15.05
				DA OFFICE	\$150.54
				GENERAL FUND	\$361.30
				RIVERSIDE CO SO	\$831.73
08-118A		\$1,757.51	11/17/2009	15% - 11489	\$171.36
				CDA A	\$17.58
				CORONA PD	\$971.02
				DA OFFICE	\$175.75
				GENERAL FUND	\$421.80
08-119A		\$4,876.57	11/17/2009	15% - 11489	\$475.46
				CDA A	\$48.77
				DA OFFICE	\$487.66
				GENERAL FUND	\$1,170.38
				TF SOUTHWEST CNTF	\$2,694.30
08-125J	RIC502608	\$7,626.10	5/4/2009	15% - 11489	\$743.55
				CDA A	\$76.26
				DA OFFICE	\$762.61
				GENERAL FUND	\$1,830.26
				RIVERSIDE PD	\$4,213.42
08-126A		\$2,718.41	11/17/2009	15% - 11489	\$265.05
				CDA A	\$27.18
				DA OFFICE	\$271.84
				GENERAL FUND	\$652.42
				RIVERSIDE CO SO	\$1,501.92
08-128A		\$5,376.71	10/21/2009	15% - 11489	\$524.23
				CDA A	\$53.77
				DA OFFICE	\$537.67
				GENERAL FUND	\$1,290.41
				HEMET PD	\$2,970.63
08-133A		\$15,606.92	11/17/2009	15% - 11489	\$1,521.68
				ALLIED RIVERSIDE CO NET	\$8,622.82
				CDA A	\$156.07
				DA OFFICE	\$1,560.69



State of California
ASSET FORFEITURE REPORT - 2009

Table 3

Admin Number	Docket Number	Amount Forfeited	Date Disbursed	Recipient	Amount Disbursed
08-134A		\$2,842.92	7/15/2009	GENERAL FUND	\$3,745.66
				15% - 11489	\$277.19
				CDAA	\$28.43
				DA OFFICE	\$284.29
				GENERAL FUND	\$682.30
				TF CVNTF	\$1,570.71
08-146A		\$1,114.86	10/21/2009	15% - 11489	\$108.69
				CDAA	\$11.15
				DA OFFICE	\$111.49
				GENERAL FUND	\$267.57
				HEMET PD	\$615.96
08-157J	RIC506051	\$1,095.19	7/15/2009	15% - 11489	\$106.78
				CDAA	\$10.95
				DA OFFICE	\$109.52
				GENERAL FUND	\$262.85
				RIVERSIDE CO SO	\$605.09
08-165A		\$2,407.18	2/27/2009	15% - 11489	\$234.70
				ALLIED RIVERSIDE CO NET	\$1,329.97
				CDAA	\$24.07
				DA OFFICE	\$240.72
				GENERAL FUND	\$577.72
08-167A		\$1,167.03	3/30/2009	15% - 11489	\$113.79
				CDAA	\$11.67
				DA OFFICE	\$116.70
				GENERAL FUND	\$280.09
				RIVERSIDE CO SO	\$644.78
08-168A		\$1,519.24	11/17/2009	15% - 11489	\$148.13
				CDAA	\$15.19
				DA OFFICE	\$151.92
				GENERAL FUND	\$364.62
				RIVERSIDE CO SO	\$839.38
08-169A		\$22,545.53	5/29/2009	15% - 11489	\$2,198.18
				CDAA	\$225.46
				DA OFFICE	\$2,254.55
				GENERAL FUND	\$5,410.93
				RIVERSIDE CO SO	\$12,456.41
08-170A		\$3,121.96	3/30/2009	15% - 11489	\$304.39
				CDAA	\$31.22
				DA OFFICE	\$312.20



State of California
ASSET FORFEITURE REPORT - 2009

Table 3

Admin Number	Docket Number	Amount Forfeited	Date Disbursed	Recipient	Amount Disbursed
				GENERAL FUND	\$749.27
				RIVERSIDE PD	\$1,724.88
08-171J	RIC508550	\$969.34	11/17/2009	15% - 11489	\$94.52
				CDA A	\$9.69
				DA OFFICE	\$96.93
				GENERAL FUND	\$232.64
				HEMET PD	\$535.56
08-173J	BAF006295	\$529.17	8/13/2009	15% - 11489	\$51.59
				ALLIED RIVERSIDE CO NET	\$292.37
				CDA A	\$5.29
				DA OFFICE	\$52.92
				GENERAL FUND	\$127.00
08-181A		\$9,485.94	3/30/2009	15% - 11489	\$924.88
				CDA A	\$94.86
				CORONA PD	\$5,240.98
				DA OFFICE	\$948.59
				GENERAL FUND	\$2,276.63
08-182J	RIC511843	\$757,749.31	3/30/2009	15% - 11489	\$73,880.55
				CDA A	\$7,577.49
				DA OFFICE	\$75,774.93
				GENERAL FUND	\$181,859.84
				RIVERSIDE CO SO	\$418,656.50
08-184A		\$1,619.50	11/17/2009	15% - 11489	\$157.90
				ALLIED RIVERSIDE CO NET	\$894.77
				CDA A	\$16.20
				DA OFFICE	\$161.95
				GENERAL FUND	\$388.68
08-188A		\$5,935.68	7/15/2009	15% - 11489	\$578.73
				CDA A	\$59.36
				DA OFFICE	\$593.57
				GENERAL FUND	\$1,424.56
				TF CVNTF	\$3,279.46
08-190A		\$2,125.99	11/17/2009	15% - 11489	\$207.28
				CDA A	\$21.26
				DA OFFICE	\$212.60
				GENERAL FUND	\$510.24
				RIVERSIDE CO SO	\$1,174.61
08-191A		\$2,599.32	11/17/2009	15% - 11489	\$253.44
				CDA A	\$25.99



State of California
ASSET FORFEITURE REPORT - 2009

Table 3

Admin Number	Docket Number	Amount Forfeited	Date Disbursed	Recipient	Amount Disbursed
				DA OFFICE	\$259.93
				GENERAL FUND	\$623.84
				TF SOUTHWEST CNTF	\$1,436.12
08-192A		\$2,405.98	11/17/2009	15% - 11489	\$234.58
				CDA A	\$24.06
				DA OFFICE	\$240.60
				GENERAL FUND	\$577.44
				RIVERSIDE CO SO	\$1,329.30
08-193A		\$1,086.07	11/17/2009	15% - 11489	\$105.89
				CDA A	\$10.86
				DA OFFICE	\$108.61
				GENERAL FUND	\$260.66
				TF SOUTHWEST CNTF	\$600.05
08-194A		\$2,614.08	11/17/2009	15% - 11489	\$254.87
				CDA A	\$26.14
				DA OFFICE	\$261.41
				GENERAL FUND	\$627.38
				RIVERSIDE CO SO	\$1,444.28
08-199A		\$5,732.85	11/17/2009	15% - 11489	\$558.95
				CDA A	\$57.33
				DA OFFICE	\$573.29
				GENERAL FUND	\$1,375.88
				RIVERSIDE CO SO	\$3,167.40
08-200J	RIC517147	\$3,487.38	11/17/2009	15% - 11489	\$340.02
				CDA A	\$34.87
				DA OFFICE	\$348.74
				GENERAL FUND	\$836.97
				TF SOUTHWEST CNTF	\$1,926.78
08-202A		\$1,955.09	11/17/2009	15% - 11489	\$190.62
				CDA A	\$19.55
				CORONA PD	\$1,080.19
				DA OFFICE	\$195.51
				GENERAL FUND	\$469.22
08-204A		\$717.22	11/17/2009	15% - 11489	\$69.94
				CDA A	\$7.17
				DA OFFICE	\$71.72
				GENERAL FUND	\$172.13
				RIVERSIDE CO SO	\$396.26
08-205A		\$4,147.35	5/29/2009	15% - 11489	\$404.37



State of California
ASSET FORFEITURE REPORT - 2009

Table 3

Admin Number	Docket Number	Amount Forfeited	Date Disbursed	Recipient	Amount Disbursed
				CDAA	\$41.47
				DA OFFICE	\$414.74
				GENERAL FUND	\$995.36
				RIVERSIDE CO SO	\$2,291.41
08-206A		\$1,287.42	11/17/2009		
				15% - 11489	\$125.53
				CDAA	\$12.87
				DA OFFICE	\$128.74
				GENERAL FUND	\$308.98
				RIVERSIDE CO SO	\$711.30
08-208A		\$2,610.79	11/17/2009		
				15% - 11489	\$254.55
				CDAA	\$26.11
				DA OFFICE	\$261.08
				GENERAL FUND	\$626.59
				RIVERSIDE CO SO	\$1,442.46
08-209J	RIC513282	\$5,772.28	11/17/2009		
				15% - 11489	\$562.80
				CDAA	\$57.72
				DA OFFICE	\$577.23
				GENERAL FUND	\$1,385.35
				TF SOUTHWEST CNTF	\$3,189.18
08-210A		\$2,850.42	11/17/2009		
				15% - 11489	\$277.92
				CDAA	\$28.50
				DA OFFICE	\$285.04
				GENERAL FUND	\$684.10
				RIVERSIDE CO SO	\$1,574.86
08-211A		\$935.72	11/17/2009		
				15% - 11489	\$91.23
				CDAA	\$9.36
				DA OFFICE	\$93.57
				GENERAL FUND	\$224.57
				RIVERSIDE CO SO	\$516.99
08-214A		\$3,327.33	11/17/2009		
				15% - 11489	\$324.42
				CDAA	\$33.27
				DA OFFICE	\$332.73
				GENERAL FUND	\$798.56
				RIVERSIDE CO SO	\$1,838.35
08-215A		\$2,917.02	11/17/2009		
				15% - 11489	\$284.42
				CDAA	\$29.17
				DA OFFICE	\$291.70
				GENERAL FUND	\$700.08
				RIVERSIDE CO SO	\$1,611.65



State of California
ASSET FORFEITURE REPORT - 2009

Table 3

Admin Number	Docket Number	Amount Forfeited	Date Disbursed	Recipient	Amount Disbursed
08-216A		\$417.84	5/29/2009	15% - 11489	\$44.45
				CDA A	\$4.56
				DA OFFICE	\$7.58
				GENERAL FUND	\$109.40
				RIVERSIDE CO SO	\$251.85
08-216J	RIC514700	\$722.20	5/29/2009	15% - 11489	\$70.41
				CDA A	\$7.22
				DA OFFICE	\$72.22
				GENERAL FUND	\$173.33
				RIVERSIDE CO SO	\$399.02
08-217J	RIC515944	\$187,215.99	5/4/2009	15% - 11489	\$18,253.55
				ALLIED RIVERSIDE CO NET	\$103,436.84
				CDA A	\$1,872.16
				DA OFFICE	\$18,721.60
				GENERAL FUND	\$44,931.84
08-218J	RIC514873	\$101,597.41	8/24/2009	15% - 11489	\$9,905.75
				CDA A	\$1,015.97
				DA OFFICE	\$10,159.74
				GENERAL FUND	\$24,383.38
				SAN BERNARDINO CO SO	\$56,132.57
08-221A		\$3,982.22	11/17/2009	15% - 11489	\$388.27
				CDA A	\$39.82
				DA OFFICE	\$398.22
				GENERAL FUND	\$955.73
				TF SOUTHWEST CNTF	\$2,200.18
08-230J	RIC515945	\$25,345.95	8/13/2009	15% - 11489	\$2,471.22
				CDA A	\$253.46
				DA OFFICE	\$2,534.60
				GENERAL FUND	\$6,083.03
				SAN BERNARDINO CO SO	\$14,003.64
08-231A		\$1,119.93	11/17/2009	15% - 11489	\$109.20
				CDA A	\$11.20
				DA OFFICE	\$111.99
				GENERAL FUND	\$268.78
				RIVERSIDE CO SO	\$618.76
08-235J	RIC516980	\$18,178.90	8/24/2009	15% - 11489	\$1,795.64
				CDA A	\$184.17
				DA OFFICE	\$1,603.69
				GENERAL FUND	\$4,420.06



State of California
ASSET FORFEITURE REPORT - 2009

Table 3

Admin Number	Docket Number	Amount Forfeited	Date Disbursed	Recipient	Amount Disbursed
08-235JA	RIC516980	\$3,673.90	8/13/2009	SAN BERNARDINO CO SO	\$10,175.34
				15% - 11489	\$358.20
				CDAA	\$36.74
				DA OFFICE	\$367.39
				GENERAL FUND	\$881.74
08-238J	RIC517016	\$586.67	11/17/2009	SAN BERNARDINO CO SO	\$2,029.83
				15% - 11489	\$57.19
				CDAA	\$5.87
				DA OFFICE	\$58.67
				GENERAL FUND	\$140.80
				RIVERSIDE CO SO	\$324.14
08-239A		\$906.05	11/17/2009		
				15% - 11489	\$88.34
				CDAA	\$9.06
				DA OFFICE	\$90.61
				GENERAL FUND	\$217.45
				RIVERSIDE CO SO	\$500.59
08-243J	RIC516993	\$2,583.13	11/17/2009		
				15% - 11489	\$251.86
				CDAA	\$25.83
				DA OFFICE	\$258.31
				GENERAL FUND	\$619.95
				RIVERSIDE CO SO	\$1,427.18
08-244A		\$7,132.69	11/17/2009		
				15% - 11489	\$695.43
				CDAA	\$71.33
				DA OFFICE	\$713.27
				GENERAL FUND	\$1,711.85
				RIVERSIDE CO SO	\$3,940.81
09-001J	RIC518464	\$674.45	11/17/2009		
				15% - 11489	\$65.76
				CDAA	\$6.74
				DA OFFICE	\$67.45
				GENERAL FUND	\$161.87
				RIVERSIDE CO SO	\$372.63
09-003J	RIC518760	\$1,078.25	10/21/2009		
				15% - 11489	\$105.13
				CDAA	\$10.78
				DA OFFICE	\$107.83
				GENERAL FUND	\$258.78
				RIVERSIDE CO SO	\$595.73
09-003JA	RIC518760	\$1,245.38	10/21/2009		
				15% - 11489	\$121.43
				CDAA	\$12.45
				DA OFFICE	\$124.54



State of California
ASSET FORFEITURE REPORT - 2009

Table 3

Admin Number	Docket Number	Amount Forfeited	Date Disbursed	Recipient	Amount Disbursed
				GENERAL FUND	\$298.89
				RIVERSIDE CO SO	\$688.07
09-007J	BLC004601	\$449.28	11/17/2009	15% - 11489	\$43.80
				CDA A	\$4.49
				DA OFFICE	\$44.93
				GENERAL FUND	\$107.83
				RIVERSIDE CO SO	\$248.23
09-020J	RIC520722	\$34,135.23	10/21/2009	15% - 11489	\$3,328.19
				CDA A	\$341.35
				DA OFFICE	\$3,413.52
				GENERAL FUND	\$8,192.46
				RIVERSIDE CO SO	\$18,859.71
09-027A		\$2,557.37	10/21/2009	15% - 11489	\$249.34
				CDA A	\$25.57
				DA OFFICE	\$255.74
				GENERAL FUND	\$613.77
				WCNTF	\$1,412.95
09-031J	RIC522339	\$29,760.44	10/21/2009	15% - 11489	\$2,901.65
				CDA A	\$297.60
				DA OFFICE	\$2,976.04
				GENERAL FUND	\$7,142.51
				RIVERSIDE CO SO	\$16,442.64
09-032A		\$1,008.45	11/17/2009	15% - 11489	\$98.32
				CDA A	\$10.08
				DA OFFICE	\$100.85
				GENERAL FUND	\$242.03
				RIVERSIDE CO SO	\$557.17
09-033J	RIC520721	\$33,357.51	10/21/2009	15% - 11489	\$3,252.36
				CDA A	\$333.58
				DA OFFICE	\$3,335.75
				GENERAL FUND	\$8,005.80
				SAN BERNARDINO CO SO	\$18,430.02
09-035A		\$7,324.74	10/21/2009	15% - 11489	\$714.16
				CDA A	\$73.25
				DA OFFICE	\$732.47
				FONTANA PD	\$4,046.92
				GENERAL FUND	\$1,757.94
09-051A		\$6,563.88	8/13/2009	15% - 11489	\$639.98
				CDA A	\$65.64



State of California
ASSET FORFEITURE REPORT - 2009

Table 3

Admin Number	Docket Number	Amount Forfeited	Date Disbursed	Recipient	Amount Disbursed
				DA OFFICE	\$656.39
				GENERAL FUND	\$1,575.33
				HEMET PD	\$3,626.54
09-073A		\$2,675.13	11/17/2009		
				15% - 11489	\$260.83
				CDA A	\$26.75
				DA OFFICE	\$267.51
				GENERAL FUND	\$642.03
				RIVERSIDE CO SO	\$1,478.01
09-074A		\$1,130.37	11/17/2009		
				15% - 11489	\$110.21
				CDA A	\$11.30
				DA OFFICE	\$113.04
				GENERAL FUND	\$271.29
				RIVERSIDE CO SO	\$624.53
09-075A		\$2,968.83	11/17/2009		
				15% - 11489	\$289.46
				CDA A	\$29.69
				DA OFFICE	\$296.88
				GENERAL FUND	\$712.52
				RIVERSIDE CO SO	\$1,640.28
09-076A		\$3,493.55	11/17/2009		
				15% - 11489	\$340.61
				CDA A	\$34.94
				DA OFFICE	\$349.36
				GENERAL FUND	\$838.45
				RIVERSIDE CO SO	\$1,930.19
09-087A		\$9,021.47	11/17/2009		
				15% - 11489	\$879.60
				CDA A	\$90.21
				DA OFFICE	\$902.15
				GENERAL FUND	\$2,165.15
				RIVERSIDE CO SO	\$4,984.36
RIVERSIDE					\$2,440,227.50



State of California
ASSET FORFEITURE REPORT - 2009

Table 3

Admin Number	Docket Number	Amount Forfeited	Date Disbursed	Recipient	Amount Disbursed
SACRAMENTO					
04298	SSD-04-88908	\$5,814.00	12/16/2009	CDA DA OFFICE GENERAL FUND SACRAMENTO CO SO	\$58.14 \$581.40 \$1,395.36 \$3,779.10
05209	BNE-04-00101	\$25,845.17	4/24/2009	CA DOJ-BNE SACRAMENTO CDA DA OFFICE GENERAL FUND YOLO NARC ENF TEAM	\$15,119.42 \$258.46 \$2,584.52 \$6,202.84 \$1,679.93
06218	SSD-06-9051	\$5,325.75	7/17/2009	CDA DA OFFICE GENERAL FUND SACRAMENTO CO SO	\$53.25 \$532.58 \$1,278.18 \$3,461.74
07093	EGP-06-2236	\$3,556.67	1/16/2009	CDA DA OFFICE ELK GROVE PD GENERAL FUND	\$35.57 \$355.67 \$2,311.83 \$853.60
07348	SSD-07-46724	\$5,980.00	5/22/2009	CDA DA OFFICE GENERAL FUND SACRAMENTO CO SO	\$59.80 \$598.00 \$1,435.20 \$3,887.00
07350	SSD-07-49673	\$2,918.00	9/25/2009	CDA DA OFFICE GENERAL FUND SACRAMENTO CO SO	\$29.18 \$291.80 \$700.32 \$1,896.70
07388	EGP-07-10655	\$256,884.70	5/22/2009	CDA CHP-VALLEY DIV DA OFFICE ELK GROVE PD ELK GROVE PD GENERAL FUND SACRAMENTO PD	\$2,568.84 \$16,229.51 \$25,688.47 \$146,065.55 \$4,212.00 \$61,652.33 \$468.00
07389	EGP-07-10655	\$41,802.75	5/22/2009	CDA CHP-VALLEY DIV DA OFFICE ELK GROVE PD ELK GROVE PD GENERAL FUND	\$418.03 \$2,547.86 \$4,180.28 \$22,930.71 \$1,523.89 \$10,032.66



State of California
ASSET FORFEITURE REPORT - 2009

Table 3

Admin Number	Docket Number	Amount Forfeited	Date Disbursed	Recipient	Amount Disbursed
07393	EGP-07-10655	\$61,982.67	2/20/2009	SACRAMENTO PD	\$169.32
				CDA	\$619.83
				CHP-VALLEY DIV	\$4,028.87
				DA OFFICE	\$6,198.27
				ELK GROVE PD	\$36,259.86
				GENERAL FUND	\$14,875.84
07395	EGP-07-10655	\$54,397.91	6/19/2009	CDA	\$543.98
				CHP-VALLEY DIV	\$3,374.81
				DA OFFICE	\$5,439.79
				ELK GROVE PD	\$31,822.78
				GENERAL FUND	\$13,055.49
				SACRAMENTO PD	\$161.06
07400	SPD-07300571	\$532.00	9/25/2009	CDA	\$5.32
				DA OFFICE	\$53.20
				GENERAL FUND	\$127.68
				SACRAMENTO PD	\$345.80
07422	BNE-07-00050	\$30,918.00	2/20/2009	CA DOJ-BNE SACRAMENTO	\$20,096.70
				CDA	\$309.18
				DA OFFICE	\$3,091.80
				GENERAL FUND	\$7,420.32
08028	SPD-07385898	\$5,117.00	5/22/2009	SAC CO DIV REV RECOVERY	\$5,117.00
08032	EGP-07-13699	\$9,698.00	1/16/2009	CDA	\$96.98
				DA OFFICE	\$969.80
				ELK GROVE PD	\$6,303.70
				GENERAL FUND	\$2,327.52
08042	SSD-07-65369	\$1,142.00	9/25/2009	CDA	\$11.42
				DA OFFICE	\$114.20
				GENERAL FUND	\$274.08
				SACRAMENTO CO SO	\$742.30
08062	SSD-07-60945	\$822.00	9/25/2009	CDA	\$8.22
				DA OFFICE	\$82.20
				GENERAL FUND	\$197.28
				SACRAMENTO CO SO	\$534.30
08089	SSD-08-908	\$626.00	9/25/2009	CDA	\$6.26
				DA OFFICE	\$62.60
				GENERAL FUND	\$150.24
				SACRAMENTO CO SO	\$406.90



State of California
ASSET FORFEITURE REPORT - 2009

Table 3

Admin Number	Docket Number	Amount Forfeited	Date Disbursed	Recipient	Amount Disbursed
08094	SPD-07422830	\$326.00	9/25/2009	CDA DA OFFICE GENERAL FUND SACRAMENTO PD	\$3.26 \$32.60 \$78.24 \$211.90
08140	SSD-08-9896	\$1,283.00	5/22/2009	CDA DA OFFICE GENERAL FUND SACRAMENTO CO SO	\$12.83 \$128.30 \$307.92 \$833.95
08143	BNE-SA08-19	\$48,538.00	5/22/2009	CA DOJ-BNE SACRAMENTO CDA DA OFFICE GENERAL FUND	\$31,549.70 \$485.38 \$4,853.80 \$11,649.12
08151	BNE-SA08-13	\$6,716.50	4/24/2009	CA DOJ-BNE SACRAMENTO CDA DA OFFICE GENERAL FUND	\$4,365.72 \$67.17 \$671.65 \$1,611.96
08158	SSD-08-17148	\$11,091.00	4/24/2009	CDA DA OFFICE GENERAL FUND SACRAMENTO CO SO	\$110.91 \$1,109.10 \$2,661.84 \$7,209.15
08166	SSD-08-19780	\$7,700.00	12/16/2009	SAC CO DIV REV RECOVERY	\$7,700.00
08195	SSD-08-30206	\$1,060.00	2/20/2009	SACRAMENTO CO DCSS	\$1,060.00
08198	SSD-08-1180	\$4,010.50	2/20/2009	CDA DA OFFICE GENERAL FUND SACRAMENTO CO SO	\$40.11 \$401.05 \$962.52 \$2,606.82
08212	SSD-08-15652	\$1,752.12	5/22/2009	CDA DA OFFICE GENERAL FUND SACRAMENTO CO SO SACRAMENTO PROBATION	\$17.52 \$175.21 \$420.51 \$118.84 \$1,020.04
08239	SPD-08129031	\$5,021.20	12/16/2009	CDA DA OFFICE GENERAL FUND SACRAMENTO PD	\$50.21 \$502.12 \$1,205.09 \$3,263.78
08260	FPD-08-2830	\$5,718.00	1/16/2009	CDA	\$57.18



State of California
ASSET FORFEITURE REPORT - 2009

Table 3

Admin Number	Docket Number	Amount Forfeited	Date Disbursed	Recipient	Amount Disbursed
				DA OFFICE	\$571.80
				FOLSOM PD	\$3,716.70
				GENERAL FUND	\$1,372.32
08280	SPD-08174432	\$4,122.13	11/13/2009	SAC CO DIV REV RECOVERY	\$4,122.13
08303	SSD-08-35789	\$2,241.00	2/20/2009	CDA A	\$22.41
				DA OFFICE	\$224.10
				GENERAL FUND	\$537.84
				SACRAMENTO CO SO	\$1,456.65
08310	SPD-08243274	\$7,520.88	11/13/2009	CDA A	\$75.21
				DA OFFICE	\$752.09
				GENERAL FUND	\$1,805.01
				SACRAMENTO PD	\$4,888.57
08324	CSF-08-745	\$513.00	10/16/2009	CA STATE FAIR PD	\$333.45
				CDA A	\$5.13
				DA OFFICE	\$51.30
				GENERAL FUND	\$123.12
08329	SPD-08222751	\$1,997.50	4/24/2009	CDA A	\$19.98
				DA OFFICE	\$199.75
				GENERAL FUND	\$479.40
				SACRAMENTO PD	\$1,298.37
08336	SPD-08255973	\$2,845.00	4/24/2009	CDA A	\$28.45
				DA OFFICE	\$284.50
				GENERAL FUND	\$682.80
				SACRAMENTO PD	\$1,849.25
08337	SHP-08252185	\$420.00	1/16/2009	CDA A	\$4.20
				CHP-SOUTH SACRAMENTO	\$273.00
				DA OFFICE	\$42.00
				GENERAL FUND	\$100.80
08339	SPD-08182160	\$2,443.00	1/16/2009	CDA A	\$24.43
				DA OFFICE	\$244.30
				GENERAL FUND	\$586.32
				SACRAMENTO PD	\$1,587.95
08340	SPD-08186002	\$570.00	1/16/2009	CDA A	\$5.70
				DA OFFICE	\$57.00
				GENERAL FUND	\$136.80
				SACRAMENTO PD	\$370.50
08341	BNE-SA-08-64	\$1,655.00	1/16/2009	CA DOJ-BNE SACRAMENTO	\$1,075.75



State of California
ASSET FORFEITURE REPORT - 2009

Table 3

Admin Number	Docket Number	Amount Forfeited	Date Disbursed	Recipient	Amount Disbursed
				CDA A	\$16.55
				DA OFFICE	\$165.50
				GENERAL FUND	\$397.20
08342	BNE-SA-08116	\$10,848.00	1/16/2009	CA DOJ-BNE SACRAMENTO	\$7,051.20
				CDA A	\$108.48
				DA OFFICE	\$1,084.80
				GENERAL FUND	\$2,603.52
08343	SPD-08285923	\$6,778.00	1/16/2009	CDA A	\$67.78
				DA OFFICE	\$677.80
				GENERAL FUND	\$1,626.72
				SACRAMENTO PD	\$4,405.70
08344	SPD-08296536	\$3,042.50	6/19/2009	CDA A	\$30.43
				DA OFFICE	\$304.25
				GENERAL FUND	\$730.20
				SACRAMENTO PD	\$1,977.62
08347	SPD-08-46079	\$1,348.00	1/16/2009	CDA A	\$13.48
				DA OFFICE	\$134.80
				GENERAL FUND	\$323.52
				SACRAMENTO PD	\$876.20
08348	SPD-08-73522	\$548.00	1/16/2009	CDA A	\$5.48
				DA OFFICE	\$54.80
				GENERAL FUND	\$131.52
				SACRAMENTO PD	\$356.20
08349	SPD-08-91671	\$2,224.00	1/16/2009	CDA A	\$22.24
				DA OFFICE	\$222.40
				GENERAL FUND	\$533.76
				SACRAMENTO PD	\$1,445.60
08351	SPD-08124412	\$2,451.00	1/16/2009	CDA A	\$24.51
				DA OFFICE	\$245.10
				GENERAL FUND	\$588.24
				SACRAMENTO PD	\$1,593.15
08352	SPD-08220342	\$416.41	1/16/2009	CDA A	\$4.16
				DA OFFICE	\$41.64
				GENERAL FUND	\$99.94
				SACRAMENTO PD	\$270.67
08356	SPD-08109579	\$393.00	1/16/2009	CDA A	\$3.93
				DA OFFICE	\$39.30
				GENERAL FUND	\$94.32



State of California
ASSET FORFEITURE REPORT - 2009

Table 3

Admin Number	Docket Number	Amount Forfeited	Date Disbursed	Recipient	Amount Disbursed
08357	SPD-08123801	\$225.63	1/16/2009	SACRAMENTO PD	\$255.45
				CDA A	\$2.26
				DA OFFICE	\$22.56
				GENERAL FUND	\$54.15
				SACRAMENTO PD	\$146.66
08358	SPD-08124471	\$538.00	3/23/2009		
				CDA A	\$5.38
				DA OFFICE	\$53.80
				GENERAL FUND	\$129.12
				SACRAMENTO PD	\$349.70
08359	SPD-08130351	\$1,600.58	3/23/2009		
				CDA A	\$16.01
				DA OFFICE	\$160.06
				GENERAL FUND	\$384.14
				SACRAMENTO PD	\$1,040.37
08360	SPD-08133416	\$2,170.00	1/16/2009		
				CDA A	\$21.70
				DA OFFICE	\$217.00
				GENERAL FUND	\$520.80
				SACRAMENTO PD	\$1,410.50
08361	SPD-08134863	\$2,622.00	1/16/2009		
				CDA A	\$26.22
				DA OFFICE	\$262.20
				GENERAL FUND	\$629.28
				SACRAMENTO PD	\$1,704.30
08362	SPD-08141231	\$410.00	1/16/2009		
				CDA A	\$4.10
				DA OFFICE	\$41.00
				GENERAL FUND	\$98.40
				SACRAMENTO PD	\$266.50
08363	SPD-08149181	\$686.00	1/16/2009		
				CDA A	\$6.86
				DA OFFICE	\$68.60
				GENERAL FUND	\$164.64
				SACRAMENTO PD	\$445.90
08364	SPD-08153998	\$223.00	3/23/2009		
				CDA A	\$2.23
				DA OFFICE	\$22.30
				GENERAL FUND	\$53.52
				SACRAMENTO PD	\$144.95
08365	SPD-08160743	\$304.81	3/23/2009		
				CDA A	\$3.05
				DA OFFICE	\$30.48
				GENERAL FUND	\$73.15
				SACRAMENTO PD	\$198.13



State of California
ASSET FORFEITURE REPORT - 2009

Table 3

Admin Number	Docket Number	Amount Forfeited	Date Disbursed	Recipient	Amount Disbursed
08366	SPD-08161555	\$510.00	3/23/2009	CDA DA OFFICE GENERAL FUND SACRAMENTO PD	\$5.10 \$51.00 \$122.40 \$331.50
08367	SPD-08167718	\$318.00	1/16/2009	CDA DA OFFICE GENERAL FUND SACRAMENTO PD	\$3.18 \$31.80 \$76.32 \$206.70
08368	SPD-08168079	\$951.00	1/16/2009	CDA DA OFFICE GENERAL FUND SACRAMENTO PD	\$9.51 \$95.10 \$228.24 \$618.15
08369	SPD-08182233	\$420.00	1/16/2009	CDA DA OFFICE GENERAL FUND SACRAMENTO PD	\$4.20 \$42.00 \$100.80 \$273.00
08370	SPD-08182624	\$712.00	3/23/2009	CDA DA OFFICE GENERAL FUND SACRAMENTO PD	\$7.12 \$71.20 \$170.88 \$462.80
08372	SPD-08189590	\$401.00	1/16/2009	CDA DA OFFICE GENERAL FUND SACRAMENTO PD	\$4.01 \$40.10 \$96.24 \$260.65
08373	SPD-08191279	\$431.00	1/16/2009	CDA DA OFFICE GENERAL FUND SACRAMENTO PD	\$4.31 \$43.10 \$103.44 \$280.15
08374	SPD-08196575	\$369.00	1/16/2009	CDA DA OFFICE GENERAL FUND SACRAMENTO PD	\$3.69 \$36.90 \$88.56 \$239.85
08375	SPD-08204270	\$1,644.00	3/23/2009	CDA DA OFFICE GENERAL FUND SACRAMENTO PD	\$16.44 \$164.40 \$394.56 \$1,068.60
08376	SSD-08-34285	\$302.00	1/16/2009	CDA	\$3.02



State of California
ASSET FORFEITURE REPORT - 2009

Table 3

Admin Number	Docket Number	Amount Forfeited	Date Disbursed	Recipient	Amount Disbursed
				DA OFFICE	\$30.20
				GENERAL FUND	\$72.48
				SACRAMENTO CO SO	\$196.30
08378	SPD-08216010	\$450.00	1/16/2009		
				CDA A	\$4.50
				DA OFFICE	\$45.00
				GENERAL FUND	\$108.00
				SACRAMENTO PD	\$292.50
08386	SSD-08-45054	\$718.00	3/23/2009		
				CDA A	\$7.18
				DA OFFICE	\$71.80
				GENERAL FUND	\$172.32
				SACRAMENTO CO SO	\$466.70
08390	SPD-08320580	\$1,149.00	3/23/2009		
				CDA A	\$11.49
				DA OFFICE	\$114.90
				GENERAL FUND	\$275.76
				SACRAMENTO PD	\$746.85
08392	FPD-06-2331	\$883.00	3/23/2009		
				CDA A	\$8.83
				DA OFFICE	\$88.30
				FOLSOM PD	\$573.95
				GENERAL FUND	\$211.92
08393	FPD-07-3664	\$878.00	3/23/2009		
				CDA A	\$8.78
				DA OFFICE	\$87.80
				FOLSOM PD	\$570.70
				GENERAL FUND	\$210.72
08395	FPD-07-6657	\$421.00	3/23/2009		
				CDA A	\$4.21
				DA OFFICE	\$42.10
				FOLSOM PD	\$273.65
				GENERAL FUND	\$101.04
08396	SPD-08179855	\$3,220.00	3/23/2009		
				CDA A	\$32.20
				DA OFFICE	\$322.00
				GENERAL FUND	\$772.80
				SACRAMENTO PD	\$2,093.00
08397	SPD-08256230	\$878.00	6/19/2009		
				CDA A	\$8.78
				DA OFFICE	\$87.80
				GENERAL FUND	\$210.72
				SACRAMENTO PD	\$570.70
08398	SSD-08-31523	\$1,428.00	8/14/2009		
				CDA A	\$14.28
				DA OFFICE	\$142.80
				GENERAL FUND	\$342.72



State of California
ASSET FORFEITURE REPORT - 2009

Table 3

Admin Number	Docket Number	Amount Forfeited	Date Disbursed	Recipient	Amount Disbursed
08399	SSD-08-31986	\$258.00	3/23/2009	SACRAMENTO CO SO	\$928.20
				CDA A	\$2.58
				DA OFFICE	\$25.80
				GENERAL FUND	\$61.92
08400	SSD-08-32432	\$468.00	4/24/2009	SACRAMENTO CO SO	\$167.70
				CDA A	\$4.68
				DA OFFICE	\$46.80
				GENERAL FUND	\$112.32
				RANCHO CORDOVA PD	\$185.36
08401	SSD-08-33225	\$635.00	3/23/2009	SACRAMENTO CO SO	\$118.84
				CDA A	\$6.35
				DA OFFICE	\$63.50
				GENERAL FUND	\$152.40
				SACRAMENTO CO SO	\$412.75
08402	NHP-01275DT	\$2,183.00	3/23/2009	CDA A	\$21.83
				CHP-NORTH SACRAMENTO	\$1,418.95
				DA OFFICE	\$218.30
				GENERAL FUND	\$523.92
08403	EGP-08-6358	\$1,030.93	3/23/2009	CDA A	\$10.31
				DA OFFICE	\$103.09
				ELK GROVE PD	\$670.11
				GENERAL FUND	\$247.42
08405	SSD-08-34584	\$689.00	3/23/2009	CDA A	\$6.89
				DA OFFICE	\$68.90
				GENERAL FUND	\$165.36
				SACRAMENTO CO SO	\$447.85
08406	SPD-08232103	\$258.00	4/24/2009	CDA A	\$2.58
				DA OFFICE	\$25.80
				GENERAL FUND	\$61.92
				SACRAMENTO PD	\$167.70
08407	SSD-08-35635	\$1,828.00	3/23/2009	CDA A	\$18.28
				DA OFFICE	\$182.80
				GENERAL FUND	\$438.72
				SACRAMENTO CO SO	\$1,188.20
08408	SPD-08213477	\$2,882.20	3/23/2009	CDA A	\$28.82
				DA OFFICE	\$288.22
				GENERAL FUND	\$691.73
				SACRAMENTO PD	\$1,873.43



State of California
ASSET FORFEITURE REPORT - 2009

Table 3

Admin Number	Docket Number	Amount Forfeited	Date Disbursed	Recipient	Amount Disbursed
08409	FPD-07-3521	\$780.00	3/23/2009	CDA DA OFFICE FOLSOM PD GENERAL FUND	\$7.80 \$78.00 \$507.00 \$187.20
09001	SPD-08220785	\$443.00	3/23/2009	CDA DA OFFICE GENERAL FUND SACRAMENTO PD	\$4.43 \$44.30 \$106.32 \$287.95
09002	SPD-08223972	\$1,949.00	3/23/2009	CDA DA OFFICE GENERAL FUND SACRAMENTO PD	\$19.49 \$194.90 \$467.76 \$1,266.85
09003	SSD-08-37560	\$240.55	4/24/2009	CDA DA OFFICE GENERAL FUND SACRAMENTO CO SO	\$2.41 \$24.06 \$57.73 \$156.35
09004	FPD-07-3636	\$1,139.00	3/23/2009	CDA DA OFFICE FOLSOM PD GENERAL FUND	\$11.39 \$113.90 \$740.35 \$273.36
09005	SSD-08-37915	\$658.00	5/22/2009	CDA DA OFFICE GENERAL FUND SACRAMENTO CO SO	\$6.58 \$65.80 \$157.92 \$427.70
09006	SPD-08229162	\$386.00	5/22/2009	CDA DA OFFICE GENERAL FUND SACRAMENTO PD	\$3.86 \$38.60 \$92.64 \$250.90
09007	SSD-08-38518	\$338.00	3/23/2009	CDA DA OFFICE GENERAL FUND SACRAMENTO CO SO	\$3.38 \$33.80 \$81.12 \$219.70
09008	SPD-08230643	\$479.00	3/23/2009	CDA DA OFFICE GENERAL FUND SACRAMENTO PD	\$4.79 \$47.90 \$114.96 \$311.35
09009	SSD-08-39190	\$626.00	3/23/2009	CDA	\$6.26



State of California
ASSET FORFEITURE REPORT - 2009

Table 3

Admin Number	Docket Number	Amount Forfeited	Date Disbursed	Recipient	Amount Disbursed
				DA OFFICE	\$62.60
				GENERAL FUND	\$150.24
				SACRAMENTO CO SO	\$406.90
09010	SPD-08236307	\$620.00	3/23/2009		
				CDA A	\$6.20
				DA OFFICE	\$62.00
				GENERAL FUND	\$148.80
				SACRAMENTO PD	\$403.00
09012	SSD-08-39972	\$737.00	5/22/2009		
				CDA A	\$7.37
				DA OFFICE	\$73.70
				GENERAL FUND	\$176.88
				SACRAMENTO CO SO	\$479.05
09013	SPD-08317442	\$9,738.08	6/19/2009		
				CDA A	\$97.38
				DA OFFICE	\$973.81
				GENERAL FUND	\$2,337.14
				SACRAMENTO PD	\$6,329.75
09014	SSD-08-40870	\$653.00	3/23/2009		
				CDA A	\$6.53
				DA OFFICE	\$65.30
				GENERAL FUND	\$156.72
				SACRAMENTO CO SO	\$424.45
09015	SSD-08-40860	\$709.00	3/23/2009		
				CDA A	\$7.09
				DA OFFICE	\$70.90
				GENERAL FUND	\$170.16
				SACRAMENTO CO SO	\$460.85
09016	SPD-08247823	\$5,378.00	3/23/2009		
				CDA A	\$53.78
				DA OFFICE	\$537.80
				GENERAL FUND	\$1,290.72
				SACRAMENTO PD	\$3,495.70
09018	EGP-08-8073	\$1,168.00	3/23/2009		
				CDA A	\$11.68
				DA OFFICE	\$116.80
				ELK GROVE PD	\$759.20
				GENERAL FUND	\$280.32
09019	SPD-08252513	\$540.60	6/19/2009		
				CDA A	\$5.41
				DA OFFICE	\$54.06
				GENERAL FUND	\$129.74
				SACRAMENTO PD	\$351.39
09020	SSD-08-42063	\$218.00	3/23/2009		
				CDA A	\$2.18
				DA OFFICE	\$21.80
				GENERAL FUND	\$52.32



State of California
ASSET FORFEITURE REPORT - 2009

Table 3

Admin Number	Docket Number	Amount Forfeited	Date Disbursed	Recipient	Amount Disbursed
09021	SSD-08-42054	\$468.00	3/23/2009	SACRAMENTO CO SO	\$141.70
				CDA A	\$4.68
				DA OFFICE	\$46.80
				GENERAL FUND	\$112.32
				SACRAMENTO CO SO	\$304.20
09022	SSD-08-42117	\$698.00	5/22/2009		
				CDA A	\$6.98
				DA OFFICE	\$69.80
				GENERAL FUND	\$167.52
				RANCHO CORDOVA PD	\$334.86
				SACRAMENTO CO SO	\$118.84
09023	SPD-08259132	\$703.00	3/23/2009		
				CDA A	\$7.03
				DA OFFICE	\$70.30
				GENERAL FUND	\$168.72
				SACRAMENTO PD	\$456.95
09024	SPD-08261479	\$1,128.00	3/23/2009		
				CDA A	\$11.28
				DA OFFICE	\$112.80
				GENERAL FUND	\$270.72
				SACRAMENTO PD	\$733.20
09026	SSD-08-40824	\$4,277.50	7/17/2009		
				CDA A	\$42.78
				DA OFFICE	\$427.75
				GENERAL FUND	\$1,026.60
				SACRAMENTO CO SO	\$2,780.37
09027	SPD-08262275	\$318.00	3/23/2009		
				CDA A	\$3.18
				DA OFFICE	\$31.80
				GENERAL FUND	\$76.32
				SACRAMENTO PD	\$206.70
09028	SPD-08264144	\$798.00	4/24/2009		
				CDA A	\$7.98
				DA OFFICE	\$79.80
				GENERAL FUND	\$191.52
				SACRAMENTO PD	\$518.70
09030	SPD-08270492	\$3,803.00	3/23/2009		
				CDA A	\$38.03
				DA OFFICE	\$380.30
				GENERAL FUND	\$912.72
				SACRAMENTO PD	\$2,471.95
09032	CCH-07-14446	\$543.00	2/20/2009	SACRAMENTO CO DCSS	\$543.00
09034	SPD-08302497	\$610.00	2/20/2009	SACRAMENTO CO DCSS	\$610.00



State of California
ASSET FORFEITURE REPORT - 2009

Table 3

Admin Number	Docket Number	Amount Forfeited	Date Disbursed	Recipient	Amount Disbursed
09037	CCH-08-11068	\$3,858.00	4/24/2009	CDA A	\$38.58
				CITRUS HEIGHTS PD	\$2,507.70
				DA OFFICE	\$385.80
				GENERAL FUND	\$925.92
09038	CCH-08-1862	\$477.00	5/22/2009	CDA A	\$4.77
				CITRUS HEIGHTS PD	\$310.05
				DA OFFICE	\$47.70
				GENERAL FUND	\$114.48
09039	CCH-08-3973	\$564.00	7/17/2009	CDA A	\$5.64
				CITRUS HEIGHTS PD	\$366.60
				DA OFFICE	\$56.40
				GENERAL FUND	\$135.36
09044	CCH-08-7986	\$5,668.00	4/24/2009	CDA A	\$56.68
				CITRUS HEIGHTS PD	\$3,684.20
				DA OFFICE	\$566.80
				GENERAL FUND	\$1,360.32
09045	SSD-08-40361	\$3,147.00	9/25/2009	CDA A	\$31.47
				DA OFFICE	\$314.70
				GENERAL FUND	\$755.28
				SACRAMENTO CO SO	\$2,045.55
09047	SSD-08-45105	\$328.00	4/24/2009	CDA A	\$3.28
				DA OFFICE	\$32.80
				GENERAL FUND	\$78.72
				SACRAMENTO CO SO	\$213.20
09048	SPD-08274735	\$908.00	4/24/2009	CDA A	\$9.08
				DA OFFICE	\$90.80
				GENERAL FUND	\$217.92
				SACRAMENTO PD	\$590.20
09050	SSD-08-46190	\$1,448.00	4/24/2009	CDA A	\$14.48
				DA OFFICE	\$144.80
				GENERAL FUND	\$347.52
				RANCHO CORDOVA PD	\$822.36
				SACRAMENTO CO SO	\$118.84
09051	SSD-08-46408	\$4,233.00	7/17/2009	CDA A	\$42.33
				DA OFFICE	\$423.30
				GENERAL FUND	\$1,015.92
				SACRAMENTO CO SO	\$2,751.45



State of California
ASSET FORFEITURE REPORT - 2009

Table 3

Admin Number	Docket Number	Amount Forfeited	Date Disbursed	Recipient	Amount Disbursed
09052	SPD-08282543	\$243.00	5/22/2009	CDA DA OFFICE GENERAL FUND SACRAMENTO PD	\$2.43 \$24.30 \$58.32 \$157.95
09053	SPD-08283677	\$1,069.67	5/22/2009	CDA DA OFFICE GENERAL FUND SACRAMENTO PD	\$10.70 \$106.97 \$256.72 \$695.28
09054	SPD-08283906	\$529.40	4/24/2009	CDA DA OFFICE GENERAL FUND SACRAMENTO PD	\$5.29 \$52.94 \$127.06 \$344.11
09055	SSD-08-46865	\$588.00	4/24/2009	CDA DA OFFICE GENERAL FUND SACRAMENTO CO SO	\$5.88 \$58.80 \$141.12 \$382.20
09056	CCH-07-11385	\$395.00	2/20/2009	CA FRANCHISE TAX BOARD	\$395.00
09057	EGP-08-9242	\$729.00	4/24/2009	CDA DA OFFICE ELK GROVE PD GENERAL FUND	\$7.29 \$72.90 \$473.85 \$174.96
09058	SPD-08288235	\$1,851.00	4/24/2009	CDA DA OFFICE GENERAL FUND SACRAMENTO PD	\$18.51 \$185.10 \$444.24 \$1,203.15
09059	SSD-08-60105	\$4,573.00	3/23/2009	CDA DA OFFICE GENERAL FUND RANCHO CORDOVA PD SACRAMENTO CO SO	\$45.73 \$457.30 \$1,097.52 \$2,853.61 \$118.84
09061	SSD-08-63499	\$2,669.00	6/19/2009	CDA DA OFFICE GENERAL FUND SACRAMENTO CO SO	\$26.69 \$266.90 \$640.56 \$1,734.85
09062	SSD-08-66099	\$898.00	9/25/2009	CDA DA OFFICE GENERAL FUND	\$8.98 \$89.80 \$215.52



State of California
ASSET FORFEITURE REPORT - 2009

Table 3

Admin Number	Docket Number	Amount Forfeited	Date Disbursed	Recipient	Amount Disbursed
09063	SPD-07305994	\$1,011.00	4/24/2009	SACRAMENTO CO SO	\$583.70
				CDA A	\$10.11
				DA OFFICE	\$101.10
				GENERAL FUND	\$242.64
				SACRAMENTO PD	\$657.15
09064	SPD-08287532	\$6,610.00	4/24/2009		
				CDA A	\$66.10
				DA OFFICE	\$661.00
				GENERAL FUND	\$1,586.40
				SACRAMENTO PD	\$4,296.50
09065	SSD-08-48023	\$5,576.00	5/22/2009		
				CDA A	\$55.76
				DA OFFICE	\$557.60
				GENERAL FUND	\$1,338.24
				SACRAMENTO CO SO	\$3,624.40
09066	SPD-08293412	\$568.80	4/24/2009		
				CDA A	\$5.69
				DA OFFICE	\$56.88
				GENERAL FUND	\$136.51
				SACRAMENTO PD	\$369.72
09067	SPD-08292485	\$105.00	11/13/2009		
				SAC CO DIV REV RECOVERY	\$105.00
09069	SPD-08294286	\$461.00	11/13/2009		
				CDA A	\$4.61
				DA OFFICE	\$46.10
				GENERAL FUND	\$110.64
				SACRAMENTO PD	\$299.65
09070	BNE-SA08-120	\$22,918.00	4/24/2009		
				CA DOJ-BNE SACRAMENTO	\$14,896.70
				CDA A	\$229.18
				DA OFFICE	\$2,291.80
				GENERAL FUND	\$5,500.32
09071	SPD-08293754	\$2,021.16	4/24/2009		
				CDA A	\$20.21
				DA OFFICE	\$202.12
				GENERAL FUND	\$485.08
				SACRAMENTO PD	\$1,313.75
09073	SPD-08297671	\$349.00	4/24/2009		
				CDA A	\$3.49
				DA OFFICE	\$34.90
				GENERAL FUND	\$83.76
				SACRAMENTO PD	\$226.85
09074	SSD-08-49644	\$10,893.00	5/22/2009		
				CDA A	\$108.93
				DA OFFICE	\$1,089.30
				GENERAL FUND	\$2,614.32



State of California
ASSET FORFEITURE REPORT - 2009

Table 3

Admin Number	Docket Number	Amount Forfeited	Date Disbursed	Recipient	Amount Disbursed
09075	SSD-08-50145	\$869.00	5/22/2009	SACRAMENTO CO SO	\$7,080.45
				CDA A	\$8.69
				DA OFFICE	\$86.90
				GENERAL FUND	\$208.56
				SACRAMENTO CO SO	\$564.85
09076	SPD-08303856	\$1,345.00	5/22/2009		
				CDA A	\$13.45
				DA OFFICE	\$134.50
				GENERAL FUND	\$322.80
				SACRAMENTO PD	\$874.25
09077	SPD-08304997	\$1,505.00	5/22/2009		
				CDA A	\$15.05
				DA OFFICE	\$150.50
				GENERAL FUND	\$361.20
				SACRAMENTO PD	\$978.25
09078	SSD-08-50560	\$1,099.00	5/22/2009		
				CDA A	\$10.99
				DA OFFICE	\$109.90
				GENERAL FUND	\$263.76
				SACRAMENTO CO SO	\$714.35
09079	SSD-08-51015	\$848.00	5/22/2009		
				CDA A	\$8.48
				DA OFFICE	\$84.80
				GENERAL FUND	\$203.52
				RANCHO CORDOVA PD	\$432.36
				SACRAMENTO CO SO	\$118.84
09080	SSD-08-51186	\$7,918.00	5/22/2009		
				CDA A	\$79.18
				DA OFFICE	\$791.80
				GENERAL FUND	\$1,900.32
				SACRAMENTO CO SO	\$5,146.70
09081	BNE-SA08-128	\$6,418.00	5/22/2009		
				CA DOJ-BNE SACRAMENTO	\$4,171.70
				CDA A	\$64.18
				DA OFFICE	\$641.80
				GENERAL FUND	\$1,540.32
09082	SPD-08310985	\$4,880.00	10/16/2009		
				CDA A	\$48.80
				DA OFFICE	\$488.00
				GENERAL FUND	\$1,171.20
				SACRAMENTO PD	\$3,172.00
09083	SPD-08309643	\$1,170.00	9/25/2009		
				CDA A	\$11.70
				DA OFFICE	\$117.00
				GENERAL FUND	\$280.80
				SACRAMENTO PD	\$760.50



State of California
ASSET FORFEITURE REPORT - 2009

Table 3

Admin Number	Docket Number	Amount Forfeited	Date Disbursed	Recipient	Amount Disbursed
09084	SPD-08310615	\$668.00	9/25/2009	CDA DA OFFICE GENERAL FUND SACRAMENTO PD	\$6.68 \$66.80 \$160.32 \$434.20
09085	SSD-08-51710	\$1,490.00	5/22/2009	CDA DA OFFICE GENERAL FUND SACRAMENTO CO SO	\$14.90 \$149.00 \$357.60 \$968.50
09086	SSD-08-51775	\$700.00	5/22/2009	CDA DA OFFICE GENERAL FUND SACRAMENTO CO SO	\$7.00 \$70.00 \$168.00 \$455.00
09090	EGP-08-9682	\$20,105.39	8/14/2009	CDA DA OFFICE ELK GROVE PD GENERAL FUND	\$201.05 \$2,010.54 \$13,068.51 \$4,825.29
09094	EGP-08-9682	\$18,005.09	9/25/2009	CDA DA OFFICE ELK GROVE PD GENERAL FUND	\$180.05 \$1,800.51 \$11,703.31 \$4,321.22
09095	EGP-08-9682	\$923.70	5/22/2009	CDA DA OFFICE ELK GROVE PD GENERAL FUND	\$9.24 \$92.37 \$600.40 \$221.69
09098	EGP-08-9682	\$1,193.71	5/22/2009	CDA DA OFFICE ELK GROVE PD GENERAL FUND	\$11.94 \$119.37 \$775.91 \$286.49
09099	EGP-08-9682	\$24,200.97	6/19/2009	CDA DA OFFICE ELK GROVE PD GENERAL FUND	\$242.01 \$2,420.10 \$15,730.63 \$5,808.23
09100	EGP-08-9682	\$7,107.05	5/22/2009	CDA DA OFFICE ELK GROVE PD GENERAL FUND	\$71.07 \$710.71 \$4,619.58 \$1,705.69
09102	BNE-SA08-135	\$8,318.00	5/22/2009	CA DOJ-BNE SACRAMENTO	\$5,406.70



State of California
ASSET FORFEITURE REPORT - 2009

Table 3

Admin Number	Docket Number	Amount Forfeited	Date Disbursed	Recipient	Amount Disbursed
				CDA A	\$83.18
				DA OFFICE	\$831.80
				GENERAL FUND	\$1,996.32
09103	SSD-08-52434	\$2,180.00	7/17/2009		
				CDA A	\$21.80
				DA OFFICE	\$218.00
				GENERAL FUND	\$523.20
				SACRAMENTO CO SO	\$1,417.00
09104	SPD-08397468	\$27,822.00	8/14/2009		
				CDA A	\$278.22
				DA OFFICE	\$2,782.20
				GENERAL FUND	\$6,677.28
				SACRAMENTO PD	\$18,084.30
09105	CCH-07-3146	\$147.00	3/23/2009		
				SAC CO DIV REV RECOVERY	\$147.00
09107	SSD-09-760	\$1,291.00	5/22/2009		
				CDA A	\$12.91
				DA OFFICE	\$129.10
				GENERAL FUND	\$309.84
				SACRAMENTO CO SO	\$839.15
09109	EGP-09-1008	\$4,209.00	5/22/2009		
				CDA A	\$42.09
				DA OFFICE	\$420.90
				ELK GROVE PD	\$2,735.85
				GENERAL FUND	\$1,010.16
09110	BNE-SA09-13	\$3,818.00	12/16/2009		
				CA DOJ-BNE SACRAMENTO	\$2,481.70
				CDA A	\$38.18
				DA OFFICE	\$381.80
				GENERAL FUND	\$916.32
09111	SPD-09-42493	\$458.00	9/25/2009		
				CDA A	\$4.58
				DA OFFICE	\$45.80
				GENERAL FUND	\$109.92
				SACRAMENTO PD	\$297.70
09112	FPD-06-3687	\$2,383.00	5/22/2009		
				CDA A	\$23.83
				DA OFFICE	\$238.30
				FOLSOM PD	\$1,548.95
				GENERAL FUND	\$571.92
09113	CCH-08-4337	\$532.00	7/17/2009		
				CDA A	\$5.32
				CITRUS HEIGHTS PD	\$345.80
				DA OFFICE	\$53.20
				GENERAL FUND	\$127.68
09114	CCH-08-5814	\$1,259.00	7/17/2009		
				CDA A	\$12.59



State of California
ASSET FORFEITURE REPORT - 2009

Table 3

Admin Number	Docket Number	Amount Forfeited	Date Disbursed	Recipient	Amount Disbursed
				CITRUS HEIGHTS PD	\$818.35
				DA OFFICE	\$125.90
				GENERAL FUND	\$302.16
09115	SSD-08-52416	\$2,288.00	8/14/2009		
				CDA A	\$22.88
				DA OFFICE	\$228.80
				GENERAL FUND	\$549.12
				RANCHO CORDOVA PD	\$1,368.36
				SACRAMENTO CO SO	\$118.84
09117	BNE-SA08-137	\$6,618.00	5/22/2009		
				CA DOJ-BNE SACRAMENTO	\$4,301.70
				CDA A	\$66.18
				DA OFFICE	\$661.80
				GENERAL FUND	\$1,588.32
09118	SPD-08320173	\$1,016.89	5/22/2009		
				CDA A	\$10.17
				DA OFFICE	\$101.69
				GENERAL FUND	\$244.05
				SACRAMENTO PD	\$660.98
09120	SPD-08348159	\$928.00	5/22/2009		
				CDA A	\$9.28
				DA OFFICE	\$92.80
				GENERAL FUND	\$222.72
				SACRAMENTO PD	\$603.20
09121	SPD-08348241	\$1,619.63	5/22/2009		
				CDA A	\$16.20
				DA OFFICE	\$161.96
				GENERAL FUND	\$388.71
				SACRAMENTO PD	\$1,052.76
09122	SPD-08348241	\$4,728.00	8/14/2009		
				CDA A	\$47.28
				DA OFFICE	\$472.80
				GENERAL FUND	\$1,134.72
				SACRAMENTO PD	\$3,073.20
09123	SSD-08-5828	\$536.00	5/22/2009		
				CDA A	\$5.36
				DA OFFICE	\$53.60
				GENERAL FUND	\$128.64
				SACRAMENTO CO SO	\$348.40
09124	SPD-08326392	\$404.00	6/19/2009		
				CDA A	\$4.04
				DA OFFICE	\$40.40
				GENERAL FUND	\$96.96
				SACRAMENTO PD	\$262.60
09125	SPD-08325830	\$20,402.00	6/19/2009		
				CDA A	\$204.02
				DA OFFICE	\$2,040.20



State of California
ASSET FORFEITURE REPORT - 2009

Table 3

Admin Number	Docket Number	Amount Forfeited	Date Disbursed	Recipient	Amount Disbursed
				GENERAL FUND	\$4,896.48
				SACRAMENTO PD	\$13,261.30
09126	YO08-048-C	\$418.00	7/17/2009		
				CDA A	\$4.18
				DA OFFICE	\$41.80
				GENERAL FUND	\$100.32
				YOLO NARC ENF TEAM	\$271.70
09128	SPD-08332489	\$683.00	6/19/2009		
				CDA A	\$6.83
				DA OFFICE	\$68.30
				GENERAL FUND	\$163.92
				SACRAMENTO PD	\$443.95
09129	SSD-08-55132	\$1,227.00	6/19/2009		
				CDA A	\$12.27
				DA OFFICE	\$122.70
				GENERAL FUND	\$294.48
				SACRAMENTO CO SO	\$797.55
09130	P08-118-OC	\$1,118.00	6/19/2009		
				CDA A	\$11.18
				DA OFFICE	\$111.80
				GENERAL FUND	\$268.32
				PLACER CO SIU	\$726.70
09131	SSD-08-56797	\$6,528.00	8/14/2009		
				CDA A	\$65.28
				DA OFFICE	\$652.80
				GENERAL FUND	\$1,566.72
				SACRAMENTO CO SO	\$4,243.20
09132	SSD-08-57821	\$1,181.00	6/19/2009		
				CDA A	\$11.81
				DA OFFICE	\$118.10
				GENERAL FUND	\$283.44
				SACRAMENTO CO SO	\$767.65
09133	SPD-08349726	\$3,181.00	6/19/2009		
				CDA A	\$31.81
				DA OFFICE	\$318.10
				GENERAL FUND	\$763.44
				SACRAMENTO PD	\$2,067.65
09134	SPD-08350753	\$1,170.00	6/19/2009		
				CDA A	\$11.70
				DA OFFICE	\$117.00
				GENERAL FUND	\$280.80
				SACRAMENTO PD	\$760.50
09135	SPD-08352634	\$282.00	6/19/2009		
				CDA A	\$2.82
				DA OFFICE	\$28.20
				GENERAL FUND	\$67.68
				SACRAMENTO PD	\$183.30



State of California
ASSET FORFEITURE REPORT - 2009

Table 3

Admin Number	Docket Number	Amount Forfeited	Date Disbursed	Recipient	Amount Disbursed
09136	SSD-08-58767	\$629.00	6/19/2009	CDA DA OFFICE GENERAL FUND SACRAMENTO CO SO	\$6.29 \$62.90 \$150.96 \$408.85
09139	FPD-09-908	\$601.25	6/19/2009	CDA DA OFFICE FOLSOM PD GENERAL FUND	\$6.01 \$60.13 \$390.81 \$144.30
09141	CCH-09-3018	\$600.00	6/19/2009	CDA CITRUS HEIGHTS PD DA OFFICE GENERAL FUND	\$6.00 \$390.00 \$60.00 \$144.00
09142	SPD-08354033	\$488.00	6/19/2009	CDA DA OFFICE GENERAL FUND SACRAMENTO PD	\$4.88 \$48.80 \$117.12 \$317.20
09143	SSD-08-59291	\$239.00	6/19/2009	CDA DA OFFICE GENERAL FUND SACRAMENTO CO SO	\$2.39 \$23.90 \$57.36 \$155.35
09144	SPD-08357781	\$954.00	6/19/2009	CDA DA OFFICE GENERAL FUND SACRAMENTO PD	\$9.54 \$95.40 \$228.96 \$620.10
09145	SSD-08-60443	\$398.00	6/19/2009	CDA DA OFFICE GENERAL FUND SACRAMENTO CO SO	\$3.98 \$39.80 \$95.52 \$258.70
09146	SPD-08364505	\$789.00	6/19/2009	CDA DA OFFICE GENERAL FUND SACRAMENTO PD	\$7.89 \$78.90 \$189.36 \$512.85
09148	SSD-08-61355	\$126.00	7/17/2009	CDA DA OFFICE GENERAL FUND SACRAMENTO CO SO	\$1.26 \$12.60 \$30.24 \$81.90
09149	BNE-SA08-165	\$3,718.00	6/19/2009	CA DOJ-BNE SACRAMENTO	\$2,416.70



State of California
ASSET FORFEITURE REPORT - 2009

Table 3

Admin Number	Docket Number	Amount Forfeited	Date Disbursed	Recipient	Amount Disbursed
				CDA A	\$37.18
				DA OFFICE	\$371.80
				GENERAL FUND	\$892.32
09150	BNE-SA08-164	\$3,118.00	6/19/2009	CA DOJ-BNE SACRAMENTO	\$2,026.70
				CDA A	\$31.18
				DA OFFICE	\$311.80
				GENERAL FUND	\$748.32
09151	SSD-08-63294	\$838.00	6/19/2009	CDA A	\$8.38
				DA OFFICE	\$83.80
				GENERAL FUND	\$201.12
				SACRAMENTO CO SO	\$544.70
09152	FPD-08-6295	\$443.00	6/19/2009	CDA A	\$4.43
				DA OFFICE	\$44.30
				FOLSOM PD	\$287.95
				GENERAL FUND	\$106.32
09153	SSD-08-63446	\$580.00	6/19/2009	CDA A	\$5.80
				DA OFFICE	\$58.00
				GENERAL FUND	\$139.20
				SACRAMENTO CO SO	\$377.00
09157	SPD-09-43653	\$1,397.00	7/17/2009	CDA A	\$13.97
				DA OFFICE	\$139.70
				GENERAL FUND	\$335.28
				SACRAMENTO PD	\$908.05
09161	SSD-08-63574	\$323.00	7/17/2009	CDA A	\$3.23
				DA OFFICE	\$32.30
				GENERAL FUND	\$77.52
				SACRAMENTO CO SO	\$209.95
09162	EGP-08-12326	\$891.00	7/17/2009	CDA A	\$8.91
				DA OFFICE	\$89.10
				ELK GROVE PD	\$579.15
				GENERAL FUND	\$213.84
09167	SPD-08388274	\$1,095.00	7/17/2009	CDA A	\$10.95
				DA OFFICE	\$109.50
				GENERAL FUND	\$262.80
				SACRAMENTO PD	\$711.75
09168	SSD-08-64492	\$281.00	7/17/2009	CDA A	\$2.81
				DA OFFICE	\$28.10
				GENERAL FUND	\$67.44



State of California
ASSET FORFEITURE REPORT - 2009

Table 3

Admin Number	Docket Number	Amount Forfeited	Date Disbursed	Recipient	Amount Disbursed
09169	SSD-08-54334	\$1,293.71	7/17/2009	SACRAMENTO CO SO	\$182.65
				CDA A	\$12.94
				DA OFFICE	\$129.37
				GENERAL FUND	\$310.49
				RANCHO CORDOVA PD	\$722.07
				SACRAMENTO CO SO	\$118.84
09170	SSD-08-66122	\$841.00	7/17/2009	CDA A	\$8.41
				DA OFFICE	\$84.10
				GENERAL FUND	\$201.84
				RANCHO CORDOVA PD	\$427.81
				SACRAMENTO CO SO	\$118.84
09173	SSD-08-66465	\$518.00	7/17/2009	CDA A	\$5.18
				DA OFFICE	\$51.80
				GENERAL FUND	\$124.32
				SACRAMENTO CO SO	\$336.70
09174	SPD-08404089	\$466.00	7/17/2009	CDA A	\$4.66
				DA OFFICE	\$46.60
				GENERAL FUND	\$111.84
				SACRAMENTO PD	\$302.90
09175	SSD-08-67325	\$1,134.00	7/17/2009	CDA A	\$11.34
				DA OFFICE	\$113.40
				GENERAL FUND	\$272.16
				SACRAMENTO CO SO	\$737.10
09176	BNE-SA08-177	\$13,918.00	7/17/2009	CA DOJ-BNE SACRAMENTO	\$9,046.70
				CDA A	\$139.18
				DA OFFICE	\$1,391.80
				GENERAL FUND	\$3,340.32
09177	SSD-08-67656	\$1,144.00	7/17/2009	CDA A	\$11.44
				DA OFFICE	\$114.40
				GENERAL FUND	\$274.56
				SACRAMENTO CO SO	\$743.60
09178	SPD-08411129	\$746.00	7/17/2009	CDA A	\$7.46
				DA OFFICE	\$74.60
				GENERAL FUND	\$179.04
				SACRAMENTO PD	\$484.90
09180	SPD-09-124	\$1,555.00	8/14/2009	CDA A	\$15.55
				DA OFFICE	\$155.50
				GENERAL FUND	\$373.20



State of California
ASSET FORFEITURE REPORT - 2009

Table 3

Admin Number	Docket Number	Amount Forfeited	Date Disbursed	Recipient	Amount Disbursed
09181	SSD-09-349	\$12,398.00	8/14/2009	SACRAMENTO PD	\$1,010.75
				CDA A	\$123.98
				DA OFFICE	\$1,239.80
				GENERAL FUND	\$2,975.52
				SACRAMENTO CO SO	\$8,058.70
09182	SPD-09-3004	\$906.50	8/14/2009		
				CDA A	\$9.07
				DA OFFICE	\$90.65
				GENERAL FUND	\$217.56
				SACRAMENTO PD	\$589.22
09186	SPD-09122022	\$885.00	10/16/2009		
				DEPT CHILD SUPPORT SVCS	\$885.00
09189	SPD-09122309	\$1,619.00	9/25/2009		
				CDA A	\$16.19
				DA OFFICE	\$161.90
				GENERAL FUND	\$388.56
				SACRAMENTO PD	\$1,052.35
09193	CCH-09-294	\$868.00	8/14/2009		
				CDA A	\$8.68
				CITRUS HEIGHTS PD	\$564.20
				DA OFFICE	\$86.80
				GENERAL FUND	\$208.32
09194	SSD-08-64854	\$908.00	8/14/2009		
				CDA A	\$9.08
				DA OFFICE	\$90.80
				GENERAL FUND	\$217.92
				SACRAMENTO CO SO	\$590.20
09195	SSD-09-785	\$380.00	8/14/2009		
				CDA A	\$3.80
				DA OFFICE	\$38.00
				GENERAL FUND	\$91.20
				SACRAMENTO CO SO	\$247.00
09196	SPD-09-5566	\$883.00	8/14/2009		
				CDA A	\$8.83
				DA OFFICE	\$88.30
				GENERAL FUND	\$211.92
				SACRAMENTO PD	\$573.95
09197	CCH-09-383	\$177.00	8/14/2009		
				CDA A	\$1.77
				CITRUS HEIGHTS PD	\$115.05
				DA OFFICE	\$17.70
				GENERAL FUND	\$42.48
09198	SSD-09-1240	\$500.00	8/14/2009		
				CDA A	\$5.00
				DA OFFICE	\$50.00
				GENERAL FUND	\$120.00



State of California
ASSET FORFEITURE REPORT - 2009

Table 3

Admin Number	Docket Number	Amount Forfeited	Date Disbursed	Recipient	Amount Disbursed
09200	NHP-80141HV	\$3,233.00	8/14/2009	SACRAMENTO CO SO	\$325.00
				CDA A	\$32.33
				CHP-NORTH SACRAMENTO	\$2,101.45
				DA OFFICE	\$323.30
				GENERAL FUND	\$775.92
09201	CCH-09-1016	\$2,193.00	8/14/2009	CDA A	\$21.93
				CITRUS HEIGHTS PD	\$1,425.45
				DA OFFICE	\$219.30
				GENERAL FUND	\$526.32
09202	SPD-09-32021	\$1,781.00	8/14/2009	CDA A	\$17.81
				DA OFFICE	\$178.10
				GENERAL FUND	\$427.44
				SACRAMENTO PD	\$1,157.65
09203	FPD-09-614	\$868.00	8/14/2009	CDA A	\$8.68
				DA OFFICE	\$86.80
				FOLSOM PD	\$564.20
				GENERAL FUND	\$208.32
09204	BNE-SA09-14	\$10,918.00	8/14/2009	CA DOJ-BNE SACRAMENTO	\$7,096.70
				CDA A	\$109.18
				DA OFFICE	\$1,091.80
				GENERAL FUND	\$2,620.32
09205	SSD-09-7592	\$758.00	8/14/2009	CDA A	\$7.58
				DA OFFICE	\$75.80
				GENERAL FUND	\$181.92
				SACRAMENTO CO SO	\$492.70
09206	SPD-09-45261	\$483.00	8/14/2009	CDA A	\$4.83
				DA OFFICE	\$48.30
				GENERAL FUND	\$115.92
				SACRAMENTO PD	\$313.95
09207	SSD-09-7730	\$959.00	8/14/2009	CDA A	\$9.59
				DA OFFICE	\$95.90
				GENERAL FUND	\$230.16
				SACRAMENTO CO SO	\$623.35
09208	CCH-09-1902	\$761.00	8/14/2009	CDA A	\$7.61
				CITRUS HEIGHTS PD	\$494.65
				DA OFFICE	\$76.10
				GENERAL FUND	\$182.64



State of California
ASSET FORFEITURE REPORT - 2009

Table 3

Admin Number	Docket Number	Amount Forfeited	Date Disbursed	Recipient	Amount Disbursed
09209	SSD-09-7865	\$775.00	8/14/2009	CDA A	\$7.75
				DA OFFICE	\$77.50
				GENERAL FUND	\$186.00
				SACRAMENTO CO SO	\$503.75
09210	SPD-09-48635	\$1,387.00	8/14/2009	CDA A	\$13.87
				DA OFFICE	\$138.70
				GENERAL FUND	\$332.88
				SACRAMENTO PD	\$901.55
09211	SSD-09-8139	\$318.00	8/14/2009	CDA A	\$3.18
				DA OFFICE	\$31.80
				GENERAL FUND	\$76.32
				SACRAMENTO CO SO	\$206.70
09212	SPD-09-49461	\$389.00	8/14/2009	CDA A	\$3.89
				DA OFFICE	\$38.90
				GENERAL FUND	\$93.36
				SACRAMENTO PD	\$252.85
09213	SSD-09-8583	\$7,038.00	8/14/2009	CDA A	\$70.38
				DA OFFICE	\$703.80
				GENERAL FUND	\$1,689.12
				SACRAMENTO CO SO	\$4,574.70
09215	HPO-09-175	\$2,922.00	8/14/2009	CDA A	\$29.22
				CHP	\$1,899.30
				DA OFFICE	\$292.20
				GENERAL FUND	\$701.28
09216	SSD-09-9456	\$4,369.00	8/14/2009	CDA A	\$43.69
				DA OFFICE	\$436.90
				GENERAL FUND	\$1,048.56
				SACRAMENTO CO SO	\$2,839.85
09218	SSD-09-10391	\$318.00	11/13/2009	CDA A	\$3.18
				DA OFFICE	\$31.80
				GENERAL FUND	\$76.32
				SACRAMENTO CO SO	\$118.84
				SACRAMENTO PROBATION	\$87.86
09219	SSD-09-10424	\$428.00	9/25/2009	CDA A	\$4.28
				DA OFFICE	\$42.80
				GENERAL FUND	\$102.72
				SACRAMENTO CO SO	\$278.20



State of California
ASSET FORFEITURE REPORT - 2009

Table 3

Admin Number	Docket Number	Amount Forfeited	Date Disbursed	Recipient	Amount Disbursed
09220	SPD-09-61015	\$1,275.00	9/25/2009	CDA DA OFFICE GENERAL FUND SACRAMENTO PD	\$12.75 \$127.50 \$306.00 \$828.75
09221	SPD-09-62249	\$1,797.00	9/25/2009	CDA DA OFFICE GENERAL FUND SACRAMENTO PD	\$17.97 \$179.70 \$431.28 \$1,168.05
09223	YO09-038-C	\$2,638.00	9/25/2009	CDA DA OFFICE GENERAL FUND YOLO NARC ENF TEAM	\$26.38 \$263.80 \$633.12 \$1,714.70
09224	SSD-09-11664	\$4,025.00	9/25/2009	CDA DA OFFICE GENERAL FUND SACRAMENTO CO SO	\$40.25 \$402.50 \$966.00 \$2,616.25
09225	SPD-09-69126	\$2,270.58	9/25/2009	CDA DA OFFICE GENERAL FUND SACRAMENTO PD	\$22.71 \$227.06 \$544.94 \$1,475.87
09226	SPD-09-69996	\$475.00	9/25/2009	CDA DA OFFICE GENERAL FUND SACRAMENTO PD	\$4.75 \$47.50 \$114.00 \$308.75
09227	CCH-09-2814	\$468.00	9/25/2009	CDA CITRUS HEIGHTS PD DA OFFICE GENERAL FUND	\$4.68 \$304.20 \$46.80 \$112.32
09228	SPD-09-72124	\$2,712.00	9/25/2009	CDA DA OFFICE GENERAL FUND SACRAMENTO PD	\$27.12 \$271.20 \$650.88 \$1,762.80
09229	SSD-09-13530	\$2,069.00	9/25/2009	CDA DA OFFICE GENERAL FUND SACRAMENTO CO SO	\$20.69 \$206.90 \$496.56 \$1,344.85
09230	SPD-09-81176	\$7,498.00	9/25/2009	CDA	\$74.98



State of California
ASSET FORFEITURE REPORT - 2009

Table 3

Admin Number	Docket Number	Amount Forfeited	Date Disbursed	Recipient	Amount Disbursed
				DA OFFICE	\$749.80
				GENERAL FUND	\$1,799.52
				SACRAMENTO PD	\$4,873.70
09231	SSD-09-14151	\$622.00	9/25/2009		
				CDA A	\$6.22
				DA OFFICE	\$62.20
				GENERAL FUND	\$149.28
				SACRAMENTO CO SO	\$118.84
				SACRAMENTO PROBATION	\$285.46
09232	SSD-09-15130	\$558.00	9/25/2009		
				CDA A	\$5.58
				DA OFFICE	\$55.80
				GENERAL FUND	\$133.92
				SACRAMENTO CO SO	\$362.70
09233	SSD-09-16244	\$618.00	9/25/2009		
				CDA A	\$6.18
				DA OFFICE	\$61.80
				GENERAL FUND	\$148.32
				SACRAMENTO CO SO	\$401.70
09234	SPD-09-97518	\$2,918.00	9/25/2009		
				CDA A	\$29.18
				DA OFFICE	\$291.80
				GENERAL FUND	\$700.32
				SACRAMENTO PD	\$1,896.70
09235	BNE-SA08-160	\$18,218.00	9/25/2009		
				CA DOJ-BNE SACRAMENTO	\$11,841.70
				CDA A	\$182.18
				DA OFFICE	\$1,821.80
				GENERAL FUND	\$4,372.32
09236	SSD-09-16362	\$4,001.32	12/16/2009		
				CDA A	\$40.01
				DA OFFICE	\$400.13
				GENERAL FUND	\$960.32
				SACRAMENTO CO SO	\$2,600.86
09238	SPD-09-98831	\$2,941.00	9/25/2009		
				CDA A	\$29.41
				DA OFFICE	\$294.10
				GENERAL FUND	\$705.84
				SACRAMENTO PD	\$1,911.65
09239	FPD-09-1754	\$3,518.00	9/25/2009		
				CDA A	\$35.18
				DA OFFICE	\$351.80
				FOLSOM PD	\$2,286.70
				GENERAL FUND	\$844.32
09240	SPD-09103012	\$1,748.80	9/25/2009		
				CDA A	\$17.49
				DA OFFICE	\$174.88



State of California
ASSET FORFEITURE REPORT - 2009

Table 3

Admin Number	Docket Number	Amount Forfeited	Date Disbursed	Recipient	Amount Disbursed
				GENERAL FUND	\$419.71
				SACRAMENTO PD	\$1,136.72
09241	SPD-09106205	\$378.00	9/25/2009		
				CDA A	\$3.78
				DA OFFICE	\$37.80
				GENERAL FUND	\$90.72
				SACRAMENTO PD	\$245.70
09242	SPD-09106368	\$388.00	9/25/2009		
				CDA A	\$3.88
				DA OFFICE	\$38.80
				GENERAL FUND	\$93.12
				SACRAMENTO PD	\$252.20
09243	SSD-09-18808	\$9,459.00	9/25/2009		
				CDA A	\$94.59
				DA OFFICE	\$945.90
				GENERAL FUND	\$2,270.16
				SACRAMENTO CO SO	\$6,148.35
09244	SPD-09109753	\$354.00	9/25/2009		
				CDA A	\$3.54
				DA OFFICE	\$35.40
				GENERAL FUND	\$84.96
				SACRAMENTO PD	\$230.10
09245	SPD-09411951	\$2,277.00	9/25/2009		
				CDA A	\$22.77
				DA OFFICE	\$227.70
				GENERAL FUND	\$546.48
				SACRAMENTO PD	\$1,480.05
09246	SPD-09111674	\$1,942.00	9/25/2009		
				CDA A	\$19.42
				DA OFFICE	\$194.20
				GENERAL FUND	\$466.08
				SACRAMENTO PD	\$1,262.30
09247	SHP-09252015	\$967.00	9/25/2009		
				CDA A	\$9.67
				CHP-SOUTH SACRAMENTO	\$628.55
				DA OFFICE	\$96.70
				GENERAL FUND	\$232.08
09249	SPD-09123231	\$524.00	9/25/2009		
				CDA A	\$5.24
				DA OFFICE	\$52.40
				GENERAL FUND	\$125.76
				SACRAMENTO PD	\$340.60
09251	SPD-09138139	\$1,753.00	9/25/2009		
				CDA A	\$17.53
				DA OFFICE	\$175.30
				GENERAL FUND	\$420.72
				SACRAMENTO PD	\$1,139.45



State of California
ASSET FORFEITURE REPORT - 2009

Table 3

Admin Number	Docket Number	Amount Forfeited	Date Disbursed	Recipient	Amount Disbursed
09253	FPD-08-1963	\$4,043.00	10/16/2009	CDA A	\$40.43
				DA OFFICE	\$404.30
				FOLSOM PD	\$2,627.95
				GENERAL FUND	\$970.32
09254	P09-002-OC	\$1,230.00	10/16/2009	CDA A	\$12.30
				DA OFFICE	\$123.00
				GENERAL FUND	\$295.20
				PLACER CO SIU	\$799.50
09260	SHP-09252058	\$7,255.00	11/13/2009	CDA A	\$72.55
				CHP-SOUTH SACRAMENTO	\$4,715.75
				DA OFFICE	\$725.50
				GENERAL FUND	\$1,741.20
09261	SPD-09119200	\$691.00	10/16/2009	CDA A	\$6.91
				DA OFFICE	\$69.10
				GENERAL FUND	\$165.84
				SACRAMENTO PD	\$449.15
09262	SPD-09127257	\$1,603.00	10/16/2009	CDA A	\$16.03
				DA OFFICE	\$160.30
				GENERAL FUND	\$384.72
				SACRAMENTO PD	\$1,041.95
09263	SPD-09129177	\$1,066.00	11/13/2009	CDA A	\$10.66
				DA OFFICE	\$106.60
				GENERAL FUND	\$255.84
				SACRAMENTO PD	\$692.90
09264	SSD-09-21713	\$3,072.00	10/16/2009	CDA A	\$30.72
				DA OFFICE	\$307.20
				GENERAL FUND	\$737.28
				SACRAMENTO CO SO	\$1,996.80
09265	SSD-09-22724	\$541.00	10/16/2009	CDA A	\$5.41
				DA OFFICE	\$54.10
				GENERAL FUND	\$129.84
				SACRAMENTO CO SO	\$351.65
09266	SPD-09136773	\$2,061.00	10/16/2009	CDA A	\$20.61
				DA OFFICE	\$206.10
				GENERAL FUND	\$494.64
				SACRAMENTO PD	\$1,339.65
09267	SPD-09137434	\$1,116.00	10/16/2009	CDA A	\$11.16



State of California
ASSET FORFEITURE REPORT - 2009

Table 3

Admin Number	Docket Number	Amount Forfeited	Date Disbursed	Recipient	Amount Disbursed
				DA OFFICE	\$111.60
				GENERAL FUND	\$267.84
				SACRAMENTO PD	\$725.40
09268	EGP-09-4579	\$443.00	10/16/2009		
				CDA A	\$4.43
				DA OFFICE	\$44.30
				ELK GROVE PD	\$287.95
				GENERAL FUND	\$106.32
09269	SPD-09147164	\$380.00	10/16/2009		
				CDA A	\$3.80
				DA OFFICE	\$38.00
				GENERAL FUND	\$91.20
				SACRAMENTO PD	\$247.00
09272	SPD-09155689	\$3,956.00	10/16/2009		
				CDA A	\$39.56
				DA OFFICE	\$395.60
				GENERAL FUND	\$949.44
				SACRAMENTO PD	\$2,571.40
09273	BNE-SA09-44	\$1,938.00	10/16/2009		
				CA DOJ-BNE SACRAMENTO	\$1,259.70
				CDA A	\$19.38
				DA OFFICE	\$193.80
				GENERAL FUND	\$465.12
09274	EGP-09-5176	\$1,718.00	10/16/2009		
				CDA A	\$17.18
				DA OFFICE	\$171.80
				ELK GROVE PD	\$1,116.70
				GENERAL FUND	\$412.32
09275	SPD-09161496	\$381.00	10/16/2009		
				CDA A	\$3.81
				DA OFFICE	\$38.10
				GENERAL FUND	\$91.44
				SACRAMENTO PD	\$247.65
09276	SPD-09163807	\$1,098.00	10/16/2009		
				CDA A	\$10.98
				DA OFFICE	\$109.80
				GENERAL FUND	\$263.52
				SACRAMENTO PD	\$713.70
09277	SPD-09166950	\$18,918.00	10/16/2009		
				CDA A	\$189.18
				DA OFFICE	\$1,891.80
				GENERAL FUND	\$4,540.32
				SACRAMENTO PD	\$12,296.70
09278	FPD-09-2870	\$3,728.00	10/16/2009		
				CDA A	\$37.28
				DA OFFICE	\$372.80
				FOLSOM PD	\$2,423.20



State of California
ASSET FORFEITURE REPORT - 2009

Table 3

Admin Number	Docket Number	Amount Forfeited	Date Disbursed	Recipient	Amount Disbursed
09279	SPD-09169759	\$371.00	10/16/2009	GENERAL FUND	\$894.72
				CDA A	\$3.71
				DA OFFICE	\$37.10
				GENERAL FUND	\$89.04
				SACRAMENTO PD	\$241.15
09280	SSD-09-29334	\$1,218.00	10/16/2009	CDA A	\$12.18
				DA OFFICE	\$121.80
				GENERAL FUND	\$292.32
				RANCHO CORDOVA PD	\$672.86
				SACRAMENTO CO SO	\$118.84
09281	SPD-09173526	\$1,099.25	10/16/2009	CDA A	\$10.99
				DA OFFICE	\$109.93
				GENERAL FUND	\$263.82
				SACRAMENTO PD	\$714.51
09282	SSD-09-29736	\$748.00	10/16/2009	CDA A	\$7.48
				DA OFFICE	\$74.80
				GENERAL FUND	\$179.52
				SACRAMENTO CO SO	\$486.20
09283	SSD-09-29936	\$1,515.00	10/16/2009	CDA A	\$15.15
				DA OFFICE	\$151.50
				GENERAL FUND	\$363.60
				SACRAMENTO CO SO	\$984.75
09284	SPD-09184201	\$1,458.00	10/16/2009	CDA A	\$14.58
				DA OFFICE	\$145.80
				GENERAL FUND	\$349.92
				SACRAMENTO PD	\$947.70
09285	SSD-09-31008	\$2,533.00	10/16/2009	CDA A	\$25.33
				DA OFFICE	\$253.30
				GENERAL FUND	\$607.92
				SACRAMENTO CO SO	\$1,646.45
09286	SPD-09189082	\$5,078.00	10/16/2009	CDA A	\$50.78
				DA OFFICE	\$507.80
				GENERAL FUND	\$1,218.72
				SACRAMENTO PD	\$3,300.70
09287	SSD-09-31398	\$2,754.00	10/16/2009	CDA A	\$27.54
				DA OFFICE	\$275.40
				GENERAL FUND	\$660.96
				SACRAMENTO CO SO	\$1,790.10



State of California
ASSET FORFEITURE REPORT - 2009

Table 3

Admin Number	Docket Number	Amount Forfeited	Date Disbursed	Recipient	Amount Disbursed
09288	SPD-09189995	\$808.00	10/16/2009	CDA DA OFFICE GENERAL FUND SACRAMENTO PD	\$8.08 \$80.80 \$193.92 \$525.20
09291	CCH-09-5884	\$418.00	11/13/2009	CDA CITRUS HEIGHTS PD DA OFFICE GENERAL FUND	\$4.18 \$271.70 \$41.80 \$100.32
09292	SPD-09152266	\$1,062.00	11/13/2009	CDA DA OFFICE GENERAL FUND SACRAMENTO PD	\$10.62 \$106.20 \$254.88 \$690.30
09293	CCH-09-6425	\$1,528.00	11/13/2009	CDA CITRUS HEIGHTS PD DA OFFICE GENERAL FUND	\$15.28 \$993.20 \$152.80 \$366.72
09294	CCH-09-7120	\$747.00	11/13/2009	CDA CITRUS HEIGHTS PD DA OFFICE GENERAL FUND	\$7.47 \$485.55 \$74.70 \$179.28
09295	EGP-09-5362	\$773.00	11/13/2009	CDA DA OFFICE ELK GROVE PD GENERAL FUND	\$7.73 \$77.30 \$502.45 \$185.52
09296	SPD-09190385	\$2,002.00	11/13/2009	CDA DA OFFICE GENERAL FUND SACRAMENTO PD	\$20.02 \$200.20 \$480.48 \$1,301.30
09298	SSD-09-32937	\$363.00	11/13/2009	CDA DA OFFICE GENERAL FUND SACRAMENTO CO SO	\$3.63 \$36.30 \$87.12 \$235.95
09299	SPD-09148809	\$3,266.00	11/13/2009	CDA DA OFFICE GENERAL FUND SACRAMENTO PD	\$32.66 \$326.60 \$783.84 \$2,122.90
09300	SPD-09200330	\$486.00	11/13/2009	CDA	\$4.86



State of California
ASSET FORFEITURE REPORT - 2009

Table 3

Admin Number	Docket Number	Amount Forfeited	Date Disbursed	Recipient	Amount Disbursed
				DA OFFICE	\$48.60
				GENERAL FUND	\$116.64
				SACRAMENTO PD	\$315.90
09301	SPD-09200462	\$362.00	11/13/2009		
				CDA A	\$3.62
				DA OFFICE	\$36.20
				GENERAL FUND	\$86.88
				SACRAMENTO PD	\$235.30
09302	GPD-09-1882	\$2,163.00	11/13/2009		
				CDA A	\$21.63
				DA OFFICE	\$216.30
				GALT PD	\$1,405.95
				GENERAL FUND	\$519.12
09303	SSD-09-33663	\$817.00	11/13/2009		
				CDA A	\$8.17
				DA OFFICE	\$81.70
				GENERAL FUND	\$196.08
				SACRAMENTO CO SO	\$531.05
09304	SPD-09205209	\$456.00	11/13/2009		
				CDA A	\$4.56
				DA OFFICE	\$45.60
				GENERAL FUND	\$109.44
				SACRAMENTO PD	\$296.40
09305	SHP-09252133	\$483.00	11/13/2009		
				CDA A	\$4.83
				CHP-SOUTH SACRAMENTO	\$313.95
				DA OFFICE	\$48.30
				GENERAL FUND	\$115.92
09308	SPD-09206158	\$8,458.00	12/16/2009		
				CDA A	\$84.58
				DA OFFICE	\$845.80
				GENERAL FUND	\$2,029.92
				SACRAMENTO PD	\$5,497.70
09309	SHP-09252143	\$716.00	12/16/2009		
				CDA A	\$7.16
				CHP-SOUTH SACRAMENTO	\$465.40
				DA OFFICE	\$71.60
				GENERAL FUND	\$171.84
09310	SSD-09-34773	\$3,213.00	12/16/2009		
				CDA A	\$32.13
				DA OFFICE	\$321.30
				GENERAL FUND	\$771.12
				SACRAMENTO CO SO	\$2,088.45
09311	SPD-09215504	\$260.70	12/16/2009		
				CDA A	\$2.61
				DA OFFICE	\$26.07
				GENERAL FUND	\$62.57



State of California
ASSET FORFEITURE REPORT - 2009

Table 3

Admin Number	Docket Number	Amount Forfeited	Date Disbursed	Recipient	Amount Disbursed
09312	SPD-09218646	\$425.00	12/16/2009	SACRAMENTO PD	\$169.45
				CDA A	\$4.25
				DA OFFICE	\$42.50
				GENERAL FUND	\$102.00
				SACRAMENTO PD	\$276.25
09313	CCH-09-8745	\$538.00	12/16/2009		
				CDA A	\$5.38
				CITRUS HEIGHTS PD	\$349.70
				DA OFFICE	\$53.80
				GENERAL FUND	\$129.12
09314	FPD-09-3642	\$619.00	12/16/2009		
				CDA A	\$6.19
				DA OFFICE	\$61.90
				FOLSOM PD	\$402.35
				GENERAL FUND	\$148.56
09315	SSD-09-35888	\$19,862.00	12/16/2009		
				CDA A	\$198.62
				DA OFFICE	\$1,986.20
				GENERAL FUND	\$4,766.88
				SACRAMENTO CO SO	\$12,910.30
09316	SSD-09-36301	\$1,318.00	12/16/2009		
				CDA A	\$13.18
				DA OFFICE	\$131.80
				GENERAL FUND	\$316.32
				SACRAMENTO CO SO	\$856.70
09317	SSD-09-36851	\$4,348.00	12/16/2009		
				CDA A	\$43.48
				DA OFFICE	\$434.80
				GENERAL FUND	\$1,043.52
				SACRAMENTO CO SO	\$2,826.20
09318	SPD-09227870	\$805.38	12/16/2009		
				CDA A	\$8.05
				DA OFFICE	\$80.54
				GENERAL FUND	\$193.29
				SACRAMENTO PD	\$523.50
09319	SPD-09230574	\$357.00	12/16/2009		
				CDA A	\$3.57
				DA OFFICE	\$35.70
				GENERAL FUND	\$85.68
				SACRAMENTO PD	\$232.05
09320	SPD-09231083	\$1,718.00	12/16/2009		
				CDA A	\$17.18
				DA OFFICE	\$171.80
				GENERAL FUND	\$412.32
				SACRAMENTO PD	\$1,116.70



State of California
ASSET FORFEITURE REPORT - 2009

Table 3

Admin Number	Docket Number	Amount Forfeited	Date Disbursed	Recipient	Amount Disbursed
09322	SPD-09236802	\$3,535.00	12/16/2009	CDA DA OFFICE GENERAL FUND SACRAMENTO PD	\$35.35 \$353.50 \$848.40 \$2,297.75
09323	CCH-09-9677	\$678.00	12/16/2009	CDA CITRUS HEIGHTS PD DA OFFICE GENERAL FUND	\$6.78 \$440.70 \$67.80 \$162.72
09324	SPD-09244270	\$3,156.00	12/16/2009	CDA DA OFFICE GENERAL FUND SACRAMENTO PD	\$31.56 \$315.60 \$757.44 \$2,051.40
09325	BNE-SA09-61	\$3,145.00	12/16/2009	CA DOJ-BNE SACRAMENTO CDA DA OFFICE GENERAL FUND	\$2,044.25 \$31.45 \$314.50 \$754.80
F0045	07-DEA484389	\$85,652.42	1/16/2009	DA OFFICE SACRAMENTO CO SO	\$8,565.24 \$77,087.18
F0047	07-FBI005186	\$39,160.80	1/16/2009	DA OFFICE SACRAMENTO PD	\$3,916.08 \$35,244.72
SACRAMENTO					\$1,468,748.41



State of California
ASSET FORFEITURE REPORT - 2009

Table 3

Admin Number	Docket Number	Amount Forfeited	Date Disbursed	Recipient	Amount Disbursed
SAN BERNARDINO					
204026		\$1,498.89	7/23/2009		
				CDA A	\$14.99
				DA OFFICE	\$149.89
				GENERAL FUND	\$359.73
				SAN BERNARDINO PD	\$974.28
204065		\$505.13	6/5/2009		
				CDA A	\$5.06
				DA OFFICE	\$50.51
				GENERAL FUND	\$121.23
				SAN BERNARDINO PD	\$328.33
204099		\$36,862.85	1/13/2009		
				CDA A	\$368.63
				CHP	\$5,990.22
				DA OFFICE	\$3,686.28
				GENERAL FUND	\$8,847.08
				SAN BERNARDINO CO SO	\$17,970.64
204233		\$4,007.25	6/5/2009		
				CDA A	\$40.07
				DA OFFICE	\$400.73
				GENERAL FUND	\$961.74
				SAN BERNARDINO PD	\$2,604.71
205008		\$2,215.00	2/3/2009		
				CDA A	\$22.15
				DA OFFICE	\$221.50
				GENERAL FUND	\$531.60
				SAN BERNARDINO CO SO	\$1,439.75
205074		\$164,602.63	12/17/2009		
				CDA A	\$1,646.03
				DA OFFICE	\$16,460.26
				GENERAL FUND	\$39,504.63
				TF INCA	\$106,991.71
205104		\$138,411.56	12/17/2009		
				CDA A	\$1,384.12
				DA OFFICE	\$13,841.16
				GENERAL FUND	\$33,218.77
				TF INCA	\$89,967.51
206017		\$12,419.84	12/21/2009		
				CDA A	\$124.20
				DA OFFICE	\$1,241.98
				GENERAL FUND	\$2,980.76
				RIVERSIDE CO SO	\$6,054.68
				SAN BERNARDINO CO SO	\$2,018.22
206101		\$1,776.45	7/16/2009		
				CDA A	\$17.76
				DA OFFICE	\$177.65
				GENERAL FUND	\$426.35



State of California
ASSET FORFEITURE REPORT - 2009

Table 3

Admin Number	Docket Number	Amount Forfeited	Date Disbursed	Recipient	Amount Disbursed
206162		\$3,344.56	6/12/2009	RIALTO PD	\$1,154.69
				CDA A	\$33.45
				DA OFFICE	\$334.47
				GENERAL FUND	\$802.69
206203		\$967.70	3/17/2009	RIVERSIDE CO SO	\$2,173.95
				CDA A	\$9.68
				DA OFFICE	\$96.77
				GENERAL FUND	\$232.25
206232		\$6,283.48	11/2/2009	SAN BERNARDINO CO SO	\$629.00
				CDA A	\$62.83
				DA OFFICE	\$628.35
				GENERAL FUND	\$1,508.04
206282		\$37,036.45	10/28/2009	MONTEBELLO PD	\$4,084.26
				CDA A	\$370.36
				DA OFFICE	\$3,703.64
				GENERAL FUND	\$8,888.75
206315		\$1,304.51	3/12/2009	SAN BERNARDINO CO SO	\$24,073.70
				CDA A	\$13.05
				DA OFFICE	\$130.45
				GENERAL FUND	\$313.08
206316		\$819.43	10/22/2009	SAN BERNARDINO CO SO	\$847.93
				CDA A	\$8.19
				DA OFFICE	\$81.94
				GENERAL FUND	\$196.66
207008		\$500.79	6/5/2009	SAN BERNARDINO CO SO	\$53.27
				VICTORVILLE PD	\$479.37
				CDA A	\$5.01
				DA OFFICE	\$50.08
				GENERAL FUND	\$120.19
207017		\$9,777.42	5/15/2009	SAN BERNARDINO PD	\$325.51
				CDA A	\$97.78
				DA OFFICE	\$977.74
				FONTANA PD	\$6,355.32
207024		\$6,613.00	10/9/2009	GENERAL FUND	\$2,346.58
				CDA A	\$66.13
				DA OFFICE	\$661.30
				GENERAL FUND	\$1,587.12
				SAN BERNARDINO CO SO	\$4,298.45



State of California
ASSET FORFEITURE REPORT - 2009

Table 3

Admin Number	Docket Number	Amount Forfeited	Date Disbursed	Recipient	Amount Disbursed
207037		\$11,760.01	10/2/2009	CDA DA OFFICE GENERAL FUND SAN BERNARDINO PD	\$117.60 \$1,176.00 \$2,822.40 \$7,644.01
207038		\$3,943.31	6/5/2009	CDA DA OFFICE GENERAL FUND SAN BERNARDINO PD	\$39.43 \$394.34 \$946.39 \$2,563.15
207079		\$1,674.37	12/21/2009	CDA DA OFFICE GENERAL FUND SAN BERNARDINO CO SO	\$16.74 \$167.44 \$401.85 \$1,088.34
207085		\$27,448.06	4/13/2009	CDA DA OFFICE GENERAL FUND ONTARIO PD UPLAND PD	\$274.48 \$2,744.81 \$6,587.54 \$15,700.28 \$2,140.95
207093		\$936.36	12/29/2009	CDA DA OFFICE FONTANA PD GENERAL FUND	\$9.36 \$93.63 \$608.64 \$224.73
207095		\$4,936.00	7/23/2009	CDA DA OFFICE GENERAL FUND SAN BERNARDINO PD	\$49.36 \$493.60 \$1,184.64 \$3,208.40
207099		\$906.41	9/18/2009	CDA CHINO PD DA OFFICE GENERAL FUND SAN BERNARDINO WESTNET	\$9.06 \$294.58 \$90.64 \$217.54 \$294.59
207114		\$1,101.60	5/1/2009	CDA DA OFFICE FONTANA PD GENERAL FUND	\$11.02 \$110.16 \$716.03 \$264.39
207122		\$4,641.03	4/7/2009	CDA DA OFFICE GENERAL FUND SAN BERNARDINO CO SO	\$46.42 \$464.10 \$1,113.85 \$3,016.66



State of California
ASSET FORFEITURE REPORT - 2009

Table 3

Admin Number	Docket Number	Amount Forfeited	Date Disbursed	Recipient	Amount Disbursed
207123		\$3,267.05	4/20/2009	CDA DA OFFICE GENERAL FUND SAN BERNARDINO CO SO VICTORVILLE PD	\$32.67 \$326.70 \$784.09 \$212.37 \$1,911.22
207128		\$1,169.14	1/13/2009	CDA DA OFFICE GENERAL FUND SAN BERNARDINO CO SO	\$11.69 \$116.91 \$280.59 \$759.95
207135		\$2,309.82	4/14/2009	CDA DA OFFICE GENERAL FUND SAN BERNARDINO WESTNET	\$23.10 \$230.98 \$554.36 \$1,501.38
207156		\$3,808.79	4/7/2009	CDA DA OFFICE GENERAL FUND SAN BERNARDINO CO SO VICTORVILLE PD	\$38.08 \$380.88 \$914.11 \$247.57 \$2,228.15
207184		\$3,458.62	7/16/2009	CDA DA OFFICE GENERAL FUND RIALTO PD	\$34.59 \$345.86 \$830.07 \$2,248.10
207185		\$1,523.29	12/29/2009	CDA DA OFFICE GENERAL FUND ONTARIO PD UPLAND PD	\$15.23 \$152.33 \$365.59 \$871.33 \$118.81
207217		\$9,904.11	1/29/2009	CDA DA OFFICE GENERAL FUND SAN BERNARDINO PD	\$99.04 \$990.41 \$2,376.99 \$6,437.67
207223		\$10,897.25	4/24/2009	CDA DA OFFICE FONTANA PD GENERAL FUND	\$108.98 \$1,089.72 \$7,083.21 \$2,615.34
207230		\$807.41	1/14/2009	CDA DA OFFICE GENERAL FUND	\$8.07 \$80.74 \$193.78



State of California
ASSET FORFEITURE REPORT - 2009

Table 3

Admin Number	Docket Number	Amount Forfeited	Date Disbursed	Recipient	Amount Disbursed
207238		\$50,622.69	4/27/2009	SAN BERNARDINO PD	\$524.82
				CDA A	\$506.22
				DA OFFICE	\$5,062.27
				GENERAL FUND	\$12,149.44
207248		\$2,107.00	7/2/2009	SAN BERNARDINO WESTNET	\$32,904.76
				CDA A	\$21.07
				DA OFFICE	\$210.70
				GENERAL FUND	\$505.68
207251		\$950.66	2/25/2009	SAN BERNARDINO PD	\$1,369.55
				BARSTOW PD	\$617.99
				CDA A	\$9.51
				DA OFFICE	\$95.00
207252		\$675.00	2/12/2009	GENERAL FUND	\$228.16
				CDA A	\$6.75
				DA OFFICE	\$67.50
				FONTANA PD	\$438.75
207257		\$20,901.18	6/5/2009	GENERAL FUND	\$162.00
				CDA A	\$209.01
				DA OFFICE	\$2,090.12
				GENERAL FUND	\$5,016.28
207265		\$1,355.62	1/13/2009	SAN BERNARDINO PD	\$13,585.77
				CDA A	\$13.56
				DA OFFICE	\$135.56
				GENERAL FUND	\$325.35
207270		\$1,479.19	4/24/2009	SAN BERNARDINO CO SO	\$881.15
				CDA A	\$14.80
				DA OFFICE	\$147.92
				FONTANA PD	\$961.47
207272		\$21,719.01	1/29/2009	GENERAL FUND	\$355.00
				CDA A	\$217.19
				DA OFFICE	\$2,171.90
				GENERAL FUND	\$5,212.57
208001		\$6,599.18	10/2/2009	SAN BERNARDINO PD	\$14,117.35
				CDA A	\$65.99
				CHINO HILLS PD	\$3,860.52
				DA OFFICE	\$659.92
				GENERAL FUND	\$1,583.80
				SAN BERNARDINO CO SO	\$428.95



State of California
ASSET FORFEITURE REPORT - 2009

Table 3

Admin Number	Docket Number	Amount Forfeited	Date Disbursed	Recipient	Amount Disbursed
208002		\$5,892.87	1/13/2009	CDA DA OFFICE GENERAL FUND SAN BERNARDINO CO SO	\$58.93 \$589.29 \$1,414.29 \$3,830.36
208011		\$1,226.44	7/23/2009	CDA DA OFFICE GENERAL FUND SAN BERNARDINO PD	\$12.26 \$122.64 \$294.35 \$797.19
208022		\$4,564.58	5/15/2009	CDA CHP-VICTORVILLE DA OFFICE GENERAL FUND SAN BERNARDINO CO SO	\$45.65 \$296.70 \$456.46 \$1,095.50 \$2,670.27
208025		\$19,628.50	3/26/2009	ALCOHOL BEV. CONTROL CDA CHP DA OFFICE GENERAL FUND REDLANDS PD RIVERSIDE CO SO SAN BERNARDINO CO SO SAN BERNARDINO CO SO SAN BERNARDINO PD TF IRNET	\$562.87 \$196.29 \$1,125.75 \$1,962.85 \$4,710.84 \$562.87 \$562.87 \$5,628.79 \$562.87 \$562.87 \$3,189.63
208026		\$1,558.41	1/13/2009	CDA DA OFFICE GENERAL FUND SAN BERNARDINO CO SO	\$15.58 \$155.84 \$374.02 \$1,012.97
208030		\$10,765.22	1/23/2009	CDA DA OFFICE GENERAL FUND SAN BERNARDINO CO SO	\$107.65 \$1,076.52 \$2,583.65 \$6,997.40
208031		\$14,684.41	2/3/2009	CDA DA OFFICE GENERAL FUND SAN BERNARDINO CO SO	\$146.84 \$1,468.44 \$3,524.26 \$9,544.87
208034		\$1,485.94	5/15/2009	CDA DA OFFICE GENERAL FUND	\$14.86 \$148.59 \$356.63



State of California
ASSET FORFEITURE REPORT - 2009

Table 3

Admin Number	Docket Number	Amount Forfeited	Date Disbursed	Recipient	Amount Disbursed
				RANCHO CUCAMONGA PD	\$869.27
				SAN BERNARDINO CO SO	\$96.59
208047		\$893.18	6/5/2009		
				CDA A	\$8.93
				DA OFFICE	\$89.32
				GENERAL FUND	\$214.36
				SAN BERNARDINO PD	\$580.57
208048		\$76,424.52	1/23/2009		
				CDA A	\$764.25
				DA OFFICE	\$7,642.45
				GENERAL FUND	\$18,341.88
				SAN BERNARDINO CO SO	\$49,675.94
208049		\$7,491.43	2/19/2009		
				CDA A	\$74.91
				DA OFFICE	\$749.14
				GENERAL FUND	\$1,797.94
				REDLANDS PD	\$1,000.00
				SAN BERNARDINO CO SO	\$3,869.44
208052		\$21,777.07	5/15/2009		
				CDA A	\$217.77
				DA OFFICE	\$2,177.70
				FONTANA PD	\$14,155.10
				GENERAL FUND	\$5,226.50
208053		\$3,056.48	7/16/2009		
				CDA A	\$30.56
				DA OFFICE	\$305.65
				GENERAL FUND	\$733.56
				RIALTO PD	\$1,986.71
208054		\$3,263.26	2/25/2009		
				CDA A	\$32.63
				DA OFFICE	\$326.33
				GENERAL FUND	\$783.18
				SAN BERNARDINO CO SO	\$2,121.12
208060		\$5,027.00	12/3/2009		
				CDA A	\$50.27
				DA OFFICE	\$502.70
				GENERAL FUND	\$1,206.48
				ORANGE CO SO	\$3,267.55
208063		\$832.06	5/21/2009		
				CDA A	\$8.32
				DA OFFICE	\$83.21
				GENERAL FUND	\$199.69
				SAN BERNARDINO CO SO	\$540.84
208065		\$1,649.37	3/9/2009		
				CDA A	\$16.49
				DA OFFICE	\$164.94
				GENERAL FUND	\$395.85



State of California
ASSET FORFEITURE REPORT - 2009

Table 3

Admin Number	Docket Number	Amount Forfeited	Date Disbursed	Recipient	Amount Disbursed
				ONTARIO PD	\$943.44
				UPLAND PD	\$128.65
208069		\$816.07	5/21/2009		
				CDA A	\$8.16
				DA OFFICE	\$81.61
				GENERAL FUND	\$195.86
				SAN BERNARDINO CO SO	\$530.44
208071		\$10,871.69	3/5/2009		
				CDA A	\$108.72
				DA OFFICE	\$1,087.17
				GENERAL FUND	\$2,609.21
				SAN BERNARDINO CO SO	\$7,066.59
208076		\$1,544.05	9/18/2009		
				CDA A	\$15.44
				DA OFFICE	\$154.40
				FONTANA PD	\$1,003.64
				GENERAL FUND	\$370.57
208077		\$3,923.50	7/23/2009		
				CDA A	\$39.23
				DA OFFICE	\$392.35
				GENERAL FUND	\$941.64
				SAN BERNARDINO PD	\$2,550.28
208078		\$526.00	6/5/2009		
				CDA A	\$5.26
				DA OFFICE	\$52.60
				GENERAL FUND	\$126.24
				SAN BERNARDINO PD	\$341.90
208083		\$21,276.86	5/15/2009		
				CDA A	\$212.77
				DA OFFICE	\$2,127.69
				GENERAL FUND	\$5,106.45
				RANCHO CUCAMONGA PD	\$12,446.96
				SAN BERNARDINO CO SO	\$1,382.99
208085		\$1,309.64	4/1/2009		
				CDA A	\$13.10
				DA OFFICE	\$130.96
				GENERAL FUND	\$314.31
				SAN BERNARDINO CO SO	\$851.27
208088		\$1,552.74	6/5/2009		
				CDA A	\$15.53
				DA OFFICE	\$155.27
				GENERAL FUND	\$372.66
				SAN BERNARDINO PD	\$1,009.28
208090		\$18,798.42	5/15/2009		
				CDA A	\$187.98
				DA OFFICE	\$1,879.84
				GENERAL FUND	\$4,511.62



State of California
ASSET FORFEITURE REPORT - 2009

Table 3

Admin Number	Docket Number	Amount Forfeited	Date Disbursed	Recipient	Amount Disbursed
208092		\$11,247.43	2/12/2009	SAN BERNARDINO CO SO	\$12,218.98
				CDA A	\$112.47
				DA OFFICE	\$1,124.74
				FONTANA PD	\$7,310.83
				GENERAL FUND	\$2,699.39
208096		\$171,903.57	1/23/2009		
				CDA A	\$1,719.04
				DA OFFICE	\$17,190.36
				GENERAL FUND	\$41,256.86
				RANCHO CUCAMONGA PD	\$100,563.59
				SAN BERNARDINO CO SO	\$11,173.72
208097		\$11,026.22	4/1/2009		
				CDA A	\$110.26
				DA OFFICE	\$1,102.62
				GENERAL FUND	\$2,646.29
				SAN BERNARDINO CO SO	\$7,167.05
208108		\$9,537.94	6/3/2009		
				CDA A	\$95.38
				DA OFFICE	\$953.79
				GENERAL FUND	\$2,289.11
				SAN BERNARDINO CO SO	\$6,199.66
208110		\$1,378.68	4/24/2009		
				CDA A	\$13.79
				DA OFFICE	\$137.87
				FONTANA PD	\$896.14
				GENERAL FUND	\$330.88
208111		\$123,603.71	1/21/2009		
				CDA A	\$1,236.05
				DA OFFICE	\$12,360.37
				GENERAL FUND	\$29,664.89
				LA DEPT OF AIRPORT	\$32,136.96
				ONTARIO PD	\$48,205.44
208112		\$1,328.20	1/29/2009		
				CDA A	\$13.28
				DA OFFICE	\$132.82
				GENERAL FUND	\$318.77
				SAN BERNARDINO PD	\$863.33
208115		\$5,401.27	2/3/2009		
				CDA A	\$54.01
				CHP	\$351.08
				DA OFFICE	\$540.13
				GENERAL FUND	\$1,296.30
				SAN BERNARDINO CO SO	\$3,159.75
208122		\$7,153.97	1/29/2009		
				CDA A	\$71.54
				DA OFFICE	\$715.40



State of California
ASSET FORFEITURE REPORT - 2009

Table 3

Admin Number	Docket Number	Amount Forfeited	Date Disbursed	Recipient	Amount Disbursed
				GENERAL FUND	\$1,716.95
				SAN BERNARDINO PD	\$4,650.08
208124		\$1,846.62	1/29/2009		
				CDA A	\$18.47
				DA OFFICE	\$184.66
				GENERAL FUND	\$443.19
				SAN BERNARDINO PD	\$1,200.30
208126		\$9,119.56	1/9/2009		
				CDA A	\$91.20
				DA OFFICE	\$911.96
				FONTANA PD	\$5,927.71
				GENERAL FUND	\$2,188.69
208127		\$8,919.32	1/29/2009		
				CDA A	\$89.19
				DA OFFICE	\$891.94
				GENERAL FUND	\$2,140.63
				SAN BERNARDINO PD	\$5,797.56
208128		\$32,946.11	11/6/2009		
				CDA A	\$329.46
				DA OFFICE	\$3,294.61
				FONTANA PD	\$21,414.97
				GENERAL FUND	\$7,907.07
208129		\$13,226.39	10/2/2009		
				CDA A	\$132.26
				DA OFFICE	\$1,322.64
				GENERAL FUND	\$3,174.33
				HESPERIA PD	\$7,737.44
				SAN BERNARDINO CO SO	\$859.72
208134		\$1,751.28	1/13/2009		
				CDA A	\$17.51
				DA OFFICE	\$175.13
				GENERAL FUND	\$420.31
				SAN BERNARDINO CO SO	\$1,138.33
208138		\$1,902.51	4/14/2009		
				CDA A	\$19.03
				DA OFFICE	\$190.25
				GENERAL FUND	\$456.60
				RANCHO CUCAMONGA PD	\$1,112.97
				SAN BERNARDINO CO SO	\$123.66
208141		\$11,462.22	1/9/2009		
				CDA A	\$114.62
				DA OFFICE	\$1,146.22
				FONTANA PD	\$7,450.45
				GENERAL FUND	\$2,750.93
208145		\$1,751.81	2/12/2009		
				CDA A	\$17.52
				DA OFFICE	\$175.18



State of California
ASSET FORFEITURE REPORT - 2009

Table 3

Admin Number	Docket Number	Amount Forfeited	Date Disbursed	Recipient	Amount Disbursed
208147		\$29,323.14	4/1/2009	FONTANA PD	\$1,138.67
				GENERAL FUND	\$420.44
208148		\$162,525.00	1/21/2009	CDA A	\$293.23
				DA OFFICE	\$2,932.21
				GENERAL FUND	\$7,037.55
				SAN BERNARDINO CO SO	\$19,060.15
				CDA A	\$1,625.25
208152		\$2,415.61	2/10/2009	CHP	\$21,128.25
				DA OFFICE	\$16,252.50
				GENERAL FUND	\$39,006.00
				LA IMPACT	\$84,513.00
				CDA A	\$24.16
208153		\$1,601.95	6/3/2009	DA OFFICE	\$241.56
				GENERAL FUND	\$579.75
				MONTCLAIR PD	\$785.07
				SAN BERNARDINO WESTNET	\$785.07
				CDA A	\$16.02
208156		\$54,693.66	6/3/2009	DA OFFICE	\$160.20
				GENERAL FUND	\$384.47
				REDLANDS PD	\$520.64
				SAN BERNARDINO CO SO	\$520.62
				CDA A	\$546.94
208158		\$9,037.17	6/4/2009	DA OFFICE	\$5,469.37
				GENERAL FUND	\$13,126.48
				SAN BERNARDINO CO SO	\$35,550.87
				CDA A	\$90.37
				DA OFFICE	\$903.72
208160		\$8,264.34	1/9/2009	GENERAL FUND	\$2,168.92
				SAN BERNARDINO CO SO	\$5,874.16
				CDA A	\$82.64
				DA OFFICE	\$826.43
				FONTANA PD	\$5,371.83
208161		\$571.72	1/9/2009	GENERAL FUND	\$1,983.44
				CDA A	\$5.72
				DA OFFICE	\$57.17
				FONTANA PD	\$371.62
208162		\$1,122.80	1/29/2009	GENERAL FUND	\$137.21
				CDA A	\$11.23



State of California
ASSET FORFEITURE REPORT - 2009

Table 3

Admin Number	Docket Number	Amount Forfeited	Date Disbursed	Recipient	Amount Disbursed
				DA OFFICE	\$112.28
				GENERAL FUND	\$269.47
				SAN BERNARDINO PD	\$729.82
208164		\$2,035.80	7/20/2009		
				CDA A	\$20.36
				DA OFFICE	\$203.58
				GENERAL FUND	\$488.59
				ONTARIO PD	\$198.49
				UPLAND PD	\$1,124.78
208165		\$34,899.00	3/19/2009		
				CDA A	\$348.99
				DA OFFICE	\$3,489.90
				GENERAL FUND	\$8,375.76
				GLENDALE PD	\$22,684.35
208166		\$3,295.32	1/13/2009		
				CDA A	\$32.95
				DA OFFICE	\$329.53
				GENERAL FUND	\$790.88
				SAN BERNARDINO CO SO	\$2,141.96
208167		\$13,836.05	6/3/2009		
				CDA A	\$138.36
				DA OFFICE	\$1,383.60
				GENERAL FUND	\$3,320.65
				SAN BERNARDINO CO SO	\$899.34
				TWENTY NINE PALMS PD	\$8,094.10
208168		\$2,485.10	10/2/2009		
				CDA A	\$24.85
				DA OFFICE	\$248.51
				GENERAL FUND	\$596.42
				REDLANDS PD	\$807.66
				SAN BERNARDINO CO SO	\$807.66
208171		\$1,794.22	6/5/2009		
				CDA A	\$17.95
				DA OFFICE	\$179.42
				GENERAL FUND	\$430.61
				SAN BERNARDINO PD	\$1,166.24
208173		\$662.79	7/2/2009		
				CDA A	\$6.63
				DA OFFICE	\$66.28
				GENERAL FUND	\$159.07
				SAN BERNARDINO PD	\$430.81
208174		\$33,549.25	1/23/2009		
				CDA A	\$335.50
				DA OFFICE	\$3,354.92
				FONTANA PD	\$21,807.01
				GENERAL FUND	\$8,051.82



State of California
ASSET FORFEITURE REPORT - 2009

Table 3

Admin Number	Docket Number	Amount Forfeited	Date Disbursed	Recipient	Amount Disbursed
208178		\$14,537.93	6/3/2009	CDA DA OFFICE GENERAL FUND HESPERIA PD SAN BERNARDINO CO SO	\$145.38 \$1,453.79 \$3,489.10 \$8,504.68 \$944.98
208179		\$4,140.10	5/21/2009	CDA DA OFFICE GENERAL FUND REDLANDS PD SAN BERNARDINO CO SO	\$41.40 \$414.01 \$993.62 \$1,345.53 \$1,345.54
208180		\$71,187.97	1/23/2009	CDA CHP DA OFFICE GENERAL FUND SAN BERNARDINO CO SO	\$711.88 \$4,627.22 \$7,118.80 \$17,085.11 \$41,644.96
208181		\$40,338.24	2/25/2009	CDA CHP DA OFFICE GENERAL FUND SAN BERNARDINO CO SO	\$403.38 \$2,621.99 \$4,033.82 \$9,681.18 \$23,597.87
208182		\$10,167.62	1/13/2009	CDA DA OFFICE GENERAL FUND SAN BERNARDINO CO SO	\$101.68 \$1,016.76 \$2,440.23 \$6,608.95
208183		\$5,254.55	6/4/2009	CDA DA OFFICE GENERAL FUND SAN BERNARDINO CO SO	\$52.55 \$525.46 \$1,261.09 \$3,415.45
208184		\$237,552.20	1/23/2009	CDA DA OFFICE GENERAL FUND SAN BERNARDINO CO SO WSIN	\$2,375.52 \$23,755.22 \$57,012.53 \$151,908.93 \$2,500.00
208185		\$1,144.67	1/13/2009	CDA DA OFFICE GENERAL FUND HESPERIA PD SAN BERNARDINO CO SO	\$11.45 \$114.47 \$274.72 \$669.64 \$74.39



State of California
ASSET FORFEITURE REPORT - 2009

Table 3

Admin Number	Docket Number	Amount Forfeited	Date Disbursed	Recipient	Amount Disbursed
208186		\$2,082.70	7/16/2009	CDA DA OFFICE GENERAL FUND RIALTO PD	\$20.83 \$208.27 \$499.85 \$1,353.75
208187		\$8,132.72	10/28/2009	CDA DA OFFICE GENERAL FUND RANCHO CUCAMONGA PD SAN BERNARDINO CO SO	\$81.33 \$813.27 \$1,951.85 \$4,757.64 \$528.63
208191		\$1,405.56	7/23/2009	CDA DA OFFICE GENERAL FUND SAN BERNARDINO PD	\$14.06 \$140.56 \$337.33 \$913.61
208192		\$1,707.23	1/23/2009	CDA DA OFFICE GENERAL FUND SAN BERNARDINO CO SO	\$17.07 \$170.72 \$409.74 \$1,109.70
208193		\$1,128.22	6/4/2009	CDA DA OFFICE GENERAL FUND SAN BERNARDINO CO SO	\$11.28 \$112.82 \$270.77 \$733.35
208194		\$18,517.49	6/3/2009	CDA DA OFFICE GENERAL FUND SAN BERNARDINO CO SO	\$185.17 \$1,851.75 \$4,444.20 \$12,036.37
208195		\$5,501.35	1/13/2009	CDA DA OFFICE GENERAL FUND SAN BERNARDINO CO SO	\$55.01 \$550.14 \$1,320.32 \$3,575.88
208199		\$10,434.42	6/5/2009	CDA DA OFFICE GENERAL FUND SAN BERNARDINO PD	\$104.34 \$1,043.44 \$2,504.26 \$6,782.38
208200		\$49,956.01	6/15/2009	CDA DA OFFICE GENERAL FUND LA DEPT OF AIRPORT ONTARIO PD	\$499.56 \$4,995.60 \$11,989.44 \$12,988.56 \$19,482.85



State of California
ASSET FORFEITURE REPORT - 2009

Table 3

Admin Number	Docket Number	Amount Forfeited	Date Disbursed	Recipient	Amount Disbursed
208203		\$2,752.37	10/28/2009	CDA DA OFFICE GENERAL FUND SAN BERNARDINO CO SO	\$27.52 \$275.24 \$660.57 \$1,789.04
208204		\$1,771.35	1/23/2009	CDA CHP DA OFFICE GENERAL FUND SAN BERNARDINO CO SO	\$17.71 \$115.14 \$177.14 \$425.12 \$1,036.24
208206		\$26,476.58	9/25/2009	CDA DA OFFICE FONTANA PD GENERAL FUND	\$264.77 \$2,647.65 \$17,209.78 \$6,354.38
208207		\$23,433.89	6/15/2009	CDA DA OFFICE GENERAL FUND ONTARIO PD UPLAND PD	\$234.33 \$2,343.39 \$5,624.13 \$12,185.63 \$3,046.41
208208		\$4,710.61	1/21/2009	CDA DA OFFICE GENERAL FUND LA DEPT OF AIRPORT ONTARIO PD	\$47.10 \$471.06 \$1,130.55 \$1,224.76 \$1,837.14
208209		\$15,629.92	6/5/2009	CDA DA OFFICE GENERAL FUND SAN BERNARDINO PD	\$156.30 \$1,562.99 \$3,751.18 \$10,159.45
208210		\$1,559.38	6/5/2009	CDA DA OFFICE GENERAL FUND SAN BERNARDINO PD	\$15.59 \$155.94 \$374.25 \$1,013.60
208211		\$961.40	6/5/2009	CDA DA OFFICE GENERAL FUND SAN BERNARDINO PD	\$9.61 \$96.14 \$230.74 \$624.91
208212		\$2,152.00	10/16/2009	CDA COLTON PD DA OFFICE	\$21.52 \$1,398.80 \$215.20



State of California
ASSET FORFEITURE REPORT - 2009

Table 3

Admin Number	Docket Number	Amount Forfeited	Date Disbursed	Recipient	Amount Disbursed
208215		\$60,800.19	8/17/2009	GENERAL FUND	\$516.48
				CDA A	\$608.00
				DA OFFICE	\$6,080.02
				GENERAL FUND	\$14,592.05
208216		\$1,153.91	6/4/2009	SAN BERNARDINO CO SO	\$39,520.12
				CDA A	\$11.54
				DA OFFICE	\$115.39
				GENERAL FUND	\$276.94
				REDLANDS PD	\$375.02
				SAN BERNARDINO CO SO	\$375.02
208217		\$1,432.74	1/29/2009		
				CDA A	\$14.33
				DA OFFICE	\$143.27
				GENERAL FUND	\$343.86
				SAN BERNARDINO PD	\$931.28
208218		\$4,881.23	6/4/2009		
				CDA A	\$48.81
				DA OFFICE	\$488.12
				GENERAL FUND	\$1,171.50
				SAN BERNARDINO CO SO	\$3,172.80
208220		\$40,568.03	10/9/2009		
				CDA A	\$405.68
				DA OFFICE	\$4,056.80
				GENERAL FUND	\$9,736.33
				SAN BERNARDINO CO SO	\$26,369.22
208221		\$3,628.76	5/1/2009		
				CDA A	\$36.29
				DA OFFICE	\$362.88
				GENERAL FUND	\$870.90
				SAN BERNARDINO CO SO	\$2,358.69
208223		\$28,434.81	8/17/2009		
				CDA A	\$284.35
				DA OFFICE	\$2,843.48
				GENERAL FUND	\$6,824.35
				SAN BERNARDINO CO SO	\$18,482.63
208228		\$23,762.20	6/5/2009		
				CDA A	\$237.62
				DA OFFICE	\$2,376.22
				GENERAL FUND	\$5,702.93
				SAN BERNARDINO PD	\$15,445.43
208229		\$3,139.47	5/21/2009		
				CDA A	\$31.39
				DA OFFICE	\$313.95
				GENERAL FUND	\$753.47
				REDLANDS PD	\$1,020.33



State of California
ASSET FORFEITURE REPORT - 2009

Table 3

Admin Number	Docket Number	Amount Forfeited	Date Disbursed	Recipient	Amount Disbursed
208232		\$35,410.66	10/21/2009	SAN BERNARDINO CO SO	\$1,020.33
				ALCOHOL BEV. CONTROL	\$1,233.05
				CDAA	\$354.11
				DA OFFICE	\$3,541.07
				GENERAL FUND	\$8,498.56
				REDLANDS PD	\$1,233.05
				RIVERSIDE CO SO	\$1,233.05
				SAN BERNARDINO CO SO	\$1,233.05
				SAN BERNARDINO CO SO	\$11,097.44
				SAN BERNARDINO PD	\$1,233.05
				TF IRNET	\$5,754.23
208236		\$3,234.81	10/22/2009	CDAA	\$32.35
				CHP	\$210.26
				DA OFFICE	\$323.48
				GENERAL FUND	\$776.35
				SAN BERNARDINO CO SO	\$1,892.37
208237		\$80,975.57	8/12/2009	CDAA	\$809.76
				DA OFFICE	\$8,097.56
				GENERAL FUND	\$19,434.14
				REDLANDS PD	\$2,000.00
				SAN BERNARDINO CO SO	\$50,634.11
208239		\$43,318.56	6/4/2009	CDAA	\$433.19
				DA OFFICE	\$4,331.86
				GENERAL FUND	\$10,396.45
				SAN BERNARDINO CO SO	\$28,157.06
208240		\$8,089.29	8/12/2009	CDAA	\$80.89
				DA OFFICE	\$808.93
				GENERAL FUND	\$1,941.43
				SAN BERNARDINO CO SO	\$4,732.23
				UPLAND PD	\$525.81
208242		\$99,995.67	6/15/2009	CDAA	\$999.96
				DA OFFICE	\$9,999.57
				GENERAL FUND	\$23,998.96
				ONTARIO PD	\$51,997.74
				UPLAND PD	\$12,999.44
208243		\$938.74	6/5/2009	CDAA	\$9.39
				DA OFFICE	\$93.87
				GENERAL FUND	\$225.30
				SAN BERNARDINO PD	\$610.18



State of California
ASSET FORFEITURE REPORT - 2009

Table 3

Admin Number	Docket Number	Amount Forfeited	Date Disbursed	Recipient	Amount Disbursed
208245		\$5,992.31	2/3/2009	CDA DA OFFICE GENERAL FUND SAN BERNARDINO CO SO	\$59.92 \$599.23 \$1,438.15 \$3,895.01
208247		\$1,971.77	5/21/2009	CDA DA OFFICE GENERAL FUND SAN BERNARDINO CO SO	\$19.72 \$197.18 \$473.22 \$1,281.65
208249		\$1,993.97	11/6/2009	CDA DA OFFICE FONTANA PD GENERAL FUND	\$19.94 \$199.40 \$1,296.08 \$478.55
208250		\$2,233.33	7/27/2009	CDA DA OFFICE FONTANA PD GENERAL FUND	\$22.33 \$223.33 \$1,451.67 \$536.00
208251		\$2,164.01	5/18/2009	CDA DA OFFICE GENERAL FUND ONTARIO PD	\$21.64 \$216.40 \$519.36 \$1,406.61
208255		\$16,143.13	5/15/2009	CDA DA OFFICE FONTANA PD GENERAL FUND	\$161.43 \$1,614.31 \$10,493.04 \$3,874.35
208257		\$16,789.62	6/9/2009	CDA CHP DA OFFICE GENERAL FUND SAN BERNARDINO CO SO	\$167.90 \$1,091.33 \$1,678.96 \$4,029.51 \$9,821.92
208259		\$8,441.23	6/3/2009	CDA DA OFFICE GENERAL FUND SAN BERNARDINO CO SO	\$84.41 \$844.12 \$2,025.90 \$5,486.80
209001	CIVDS 900478	\$30,278.72	7/6/2009	ALCOHOL BEV. CONTROL CDA DA OFFICE GENERAL FUND REDLANDS PD	\$1,054.35 \$302.79 \$3,027.87 \$7,266.89 \$1,054.35



State of California
ASSET FORFEITURE REPORT - 2009

Table 3

Admin Number	Docket Number	Amount Forfeited	Date Disbursed	Recipient	Amount Disbursed
				RIVERSIDE CO SO	\$1,054.35
				SAN BERNARDINO CO SO	\$10,543.48
				SAN BERNARDINO PD	\$1,054.35
				TF IRNET	\$4,920.29
209002		\$24,675.11	6/4/2009		
				ALCOHOL BEV. CONTROL	\$859.22
				CDA A	\$246.75
				DA OFFICE	\$2,467.51
				GENERAL FUND	\$5,922.03
				REDLANDS PD	\$859.22
				RIVERSIDE CO SO	\$859.22
				SAN BERNARDINO CO SO	\$8,592.23
				SAN BERNARDINO PD	\$859.22
				TF IRNET	\$4,009.71
209003		\$10,549.38	6/3/2009		
				CDA A	\$105.49
				DA OFFICE	\$1,054.94
				GENERAL FUND	\$2,531.85
				SAN BERNARDINO CO SO	\$6,857.10
209004	CIVDS 900794	\$26,107.49	10/28/2009		
				CDA A	\$261.07
				CHP	\$1,696.99
				DA OFFICE	\$2,610.75
				GENERAL FUND	\$6,265.80
				SAN BERNARDINO CO SO	\$15,272.88
209006		\$21,168.34	6/4/2009		
				CDA A	\$211.68
				DA OFFICE	\$2,116.83
				GENERAL FUND	\$5,080.40
				SAN BERNARDINO CO SO	\$13,759.43
209007		\$1,102.52	6/3/2009		
				CDA A	\$11.03
				DA OFFICE	\$110.25
				GENERAL FUND	\$264.60
				SAN BERNARDINO CO SO	\$716.64
209008		\$1,087.56	6/4/2009		
				CDA A	\$10.88
				DA OFFICE	\$108.76
				GENERAL FUND	\$261.01
				REDLANDS PD	\$353.46
				SAN BERNARDINO CO SO	\$353.45
209010		\$16,139.61	6/4/2009		
				CDA A	\$161.40
				DA OFFICE	\$1,613.96
				GENERAL FUND	\$3,873.51
				SAN BERNARDINO CO SO	\$10,490.74



State of California
ASSET FORFEITURE REPORT - 2009

Table 3

Admin Number	Docket Number	Amount Forfeited	Date Disbursed	Recipient	Amount Disbursed
209011		\$11,241.72	6/3/2009	CDA DA OFFICE GENERAL FUND SAN BERNARDINO CO SO	\$112.42 \$1,124.17 \$2,698.01 \$7,307.12
209013		\$2,353.69	6/3/2009	CDA DA OFFICE GENERAL FUND SAN BERNARDINO CO SO	\$23.54 \$235.37 \$564.89 \$1,529.89
209015		\$16,216.24	6/8/2009	CDA DA OFFICE GENERAL FUND ONTARIO PD	\$162.16 \$1,621.62 \$3,891.90 \$10,540.56
209017	CIVDS 903980	\$1,707.13	10/16/2009	CDA DA OFFICE GENERAL FUND SAN BERNARDINO CO SO	\$17.07 \$170.71 \$409.71 \$1,109.64
209025		\$16,186.08	6/3/2009	CDA DA OFFICE GENERAL FUND SAN BERNARDINO CO SO	\$161.86 \$1,618.61 \$3,884.66 \$10,520.95
209027		\$1,640.53	6/19/2009	CDA DA OFFICE FONTANA PD GENERAL FUND	\$16.41 \$164.05 \$1,066.34 \$393.73
209032		\$4,998.41	7/28/2009	BARSTOW PD CDA DA OFFICE GENERAL FUND	\$3,248.97 \$49.98 \$499.84 \$1,199.62
209036		\$2,364.65	12/29/2009	CDA DA OFFICE FONTANA PD GENERAL FUND	\$23.65 \$236.47 \$1,537.02 \$567.51
209040		\$13,504.83	6/4/2009	CDA CHP-VICTORVILLE DA OFFICE GENERAL FUND SAN BERNARDINO CO SO	\$135.05 \$877.81 \$1,350.48 \$3,241.16 \$7,900.33



State of California
ASSET FORFEITURE REPORT - 2009

Table 3

Admin Number	Docket Number	Amount Forfeited	Date Disbursed	Recipient	Amount Disbursed
209042		\$2,092.74	6/4/2009	CDA CHP-RANCHO CUCAMONGA DA OFFICE GENERAL FUND SAN BERNARDINO CO SO	\$20.93 \$136.03 \$209.27 \$502.26 \$1,224.25
209044		\$3,727.62	11/6/2009	CDA DA OFFICE FONTANA PD GENERAL FUND	\$37.28 \$372.76 \$2,422.95 \$894.63
209046		\$1,432.04	10/28/2009	CDA DA OFFICE GENERAL FUND HESPERIA PD SAN BERNARDINO CO SO	\$14.32 \$143.20 \$343.69 \$837.75 \$93.08
209049	CIVDS 901882	\$7,484.24	8/17/2009	CDA DA OFFICE GENERAL FUND SAN BERNARDINO CO SO	\$74.84 \$748.42 \$1,796.22 \$4,864.76
209051	CIVDS 902578	\$120,802.77	12/21/2009	CDA DA OFFICE GENERAL FUND NEEDLES PD REDLANDS PD SAN BERNARDINO CO SO	\$1,208.03 \$12,080.28 \$28,992.66 \$2,355.65 \$1,000.00 \$75,166.15
209053		\$4,677.82	8/17/2009	CDA DA OFFICE GENERAL FUND SAN BERNARDINO CO SO	\$46.78 \$467.78 \$1,122.68 \$3,040.58
209055		\$5,834.61	7/21/2009	CDA DA OFFICE GENERAL FUND ONTARIO PD	\$58.34 \$583.46 \$1,400.31 \$3,792.50
209058		\$11,502.90	6/4/2009	CDA DA OFFICE GENERAL FUND SAN BERNARDINO CO SO	\$115.03 \$1,150.29 \$2,760.70 \$7,476.88
209059	CIVDS 906898	\$25,481.96	11/6/2009	CDA DA OFFICE	\$254.82 \$2,548.20



State of California
ASSET FORFEITURE REPORT - 2009

Table 3

Admin Number	Docket Number	Amount Forfeited	Date Disbursed	Recipient	Amount Disbursed
				FONTANA PD	\$16,563.27
				GENERAL FUND	\$6,115.67
209062		\$9,698.52	7/27/2009		
				CDA A	\$96.99
				DA OFFICE	\$969.85
				FONTANA PD	\$6,304.03
				GENERAL FUND	\$2,327.65
209063		\$1,438.32	6/19/2009		
				CDA A	\$14.39
				DA OFFICE	\$143.83
				FONTANA PD	\$934.90
				GENERAL FUND	\$345.20
209064	CIVDS 905865	\$1,211.93	12/21/2009		
				CDA A	\$12.12
				DA OFFICE	\$121.19
				GENERAL FUND	\$290.86
				ONTARIO PD	\$787.76
209065		\$15,851.00	10/16/2009		
				CDA A	\$158.51
				COLTON PD	\$10,303.15
				DA OFFICE	\$1,585.10
				GENERAL FUND	\$3,804.24
209067		\$1,205.74	6/19/2009		
				CDA A	\$12.06
				DA OFFICE	\$120.57
				FONTANA PD	\$783.73
				GENERAL FUND	\$289.38
209068		\$1,199.52	7/27/2009		
				CDA A	\$11.99
				DA OFFICE	\$119.95
				FONTANA PD	\$779.70
				GENERAL FUND	\$287.88
209072		\$8,078.75	9/3/2009		
				CDA A	\$80.79
				CHP	\$525.12
				DA OFFICE	\$807.88
				GENERAL FUND	\$1,938.90
				SAN BERNARDINO CO SO	\$4,726.06
209074	CIVDS 905087	\$29,111.31	10/28/2009		
				CDA A	\$291.11
				DA OFFICE	\$2,911.13
				GENERAL FUND	\$6,986.71
				SAN BERNARDINO CO SO	\$18,922.36
209075	CIVDS 905090	\$43,452.09	8/17/2009		
				CDA A	\$434.52
				DA OFFICE	\$4,345.21
				GENERAL FUND	\$10,428.50



State of California
ASSET FORFEITURE REPORT - 2009

Table 3

Admin Number	Docket Number	Amount Forfeited	Date Disbursed	Recipient	Amount Disbursed
				SAN BERNARDINO CO SO	\$2,824.39
				VICTORVILLE PD	\$25,419.47
209077		\$4,249.48	10/16/2009		
				CDAA	\$42.49
				DA OFFICE	\$424.95
				GENERAL FUND	\$1,019.88
				SAN BERNARDINO CO SO	\$276.22
				VICTORVILLE PD	\$2,485.94
209082		\$1,595.12	7/27/2009		
				CDAA	\$15.95
				DA OFFICE	\$159.51
				FONTANA PD	\$1,036.83
				GENERAL FUND	\$382.83
209083		\$923.44	7/27/2009		
				CDAA	\$9.23
				DA OFFICE	\$92.34
				FONTANA PD	\$600.24
				GENERAL FUND	\$221.63
209084		\$7,059.50	12/22/2009		
				CDAA	\$70.59
				DA OFFICE	\$705.95
				GENERAL FUND	\$1,694.28
				ONTARIO PD	\$4,588.68
209085	CIVDS 905140	\$3,875.71	10/28/2009		
				CDAA	\$38.76
				DA OFFICE	\$387.57
				GENERAL FUND	\$930.17
				REDLANDS PD	\$1,259.60
				SAN BERNARDINO CO SO	\$1,259.61
209086		\$1,915.18	7/27/2009		
				CDAA	\$19.15
				DA OFFICE	\$191.52
				FONTANA PD	\$1,244.87
				GENERAL FUND	\$459.64
209103		\$1,176.92	12/29/2009		
				CDAA	\$11.77
				DA OFFICE	\$117.69
				FONTANA PD	\$765.00
				GENERAL FUND	\$282.46
209112		\$1,972.67	11/6/2009		
				CDAA	\$19.72
				DA OFFICE	\$197.27
				FONTANA PD	\$1,282.24
				GENERAL FUND	\$473.44
209119		\$4,186.26	11/6/2009		
				CDAA	\$41.86
				DA OFFICE	\$418.63



State of California
ASSET FORFEITURE REPORT - 2009

Table 3

Admin Number	Docket Number	Amount Forfeited	Date Disbursed	Recipient	Amount Disbursed
				FONTANA PD	\$2,721.07
				GENERAL FUND	\$1,004.70
209122		\$2,638.38	10/16/2009		
				CDA A	\$26.38
				DA OFFICE	\$263.84
				GENERAL FUND	\$633.21
				SAN BERNARDINO CO SO	\$1,714.95
209134		\$8,130.76	10/16/2009		
				CDA A	\$81.31
				DA OFFICE	\$813.08
				GENERAL FUND	\$1,951.38
				SAN BERNARDINO CO SO	\$5,284.99
209135		\$5,779.27	10/16/2009		
				CDA A	\$57.79
				DA OFFICE	\$577.93
				GENERAL FUND	\$1,387.02
				SAN BERNARDINO CO SO	\$375.65
				VICTORVILLE PD	\$3,380.88
209147		\$1,982.24	11/6/2009		
				CDA A	\$19.82
				DA OFFICE	\$198.22
				FONTANA PD	\$1,288.46
				GENERAL FUND	\$475.74
209148		\$1,390.26	11/6/2009		
				CDA A	\$13.90
				DA OFFICE	\$139.03
				FONTANA PD	\$903.67
				GENERAL FUND	\$333.66
209159		\$964.80	11/6/2009		
				CDA A	\$9.65
				DA OFFICE	\$96.48
				FONTANA PD	\$627.12
				GENERAL FUND	\$231.55
209165		\$2,269.29	11/6/2009		
				CDA A	\$22.69
				DA OFFICE	\$226.93
				FONTANA PD	\$1,475.04
				GENERAL FUND	\$544.63
209166		\$1,704.10	11/6/2009		
				CDA A	\$17.04
				DA OFFICE	\$170.41
				FONTANA PD	\$1,107.67
				GENERAL FUND	\$408.98
209167		\$923.77	11/6/2009		
				CDA A	\$9.24
				DA OFFICE	\$92.38
				FONTANA PD	\$600.45



State of California
ASSET FORFEITURE REPORT - 2009

Table 3

Admin Number	Docket Number	Amount Forfeited	Date Disbursed	Recipient	Amount Disbursed
				GENERAL FUND	\$221.70
SAN BERNARDINO					\$3,264,782.07



State of California
ASSET FORFEITURE REPORT - 2009

Table 3

Admin Number	Docket Number	Amount Forfeited	Date Disbursed	Recipient	Amount Disbursed
SAN DIEGO					
08-010		\$1,636.52	6/4/2009	CDA A	\$16.37
				DA OFFICE	\$163.65
				GENERAL FUND	\$392.76
				RIVERSIDE CO SO	\$1,063.74
08-012		\$1,082.30	1/30/2009	CDA A	\$10.82
				CHULA VISTA PD	\$703.50
				DA OFFICE	\$108.23
				GENERAL FUND	\$259.75
08-014		\$4,048.91	1/30/2009	CDA A	\$40.49
				CHULA VISTA PD	\$2,631.79
				DA OFFICE	\$404.89
				GENERAL FUND	\$971.74
08-015		\$8,045.50	1/30/2009	CDA A	\$80.46
				CHULA VISTA PD	\$5,229.57
				DA OFFICE	\$804.55
				GENERAL FUND	\$1,930.92
08-016		\$7,339.45	1/30/2009	CDA A	\$73.39
				CHULA VISTA PD	\$4,770.64
				DA OFFICE	\$733.95
				GENERAL FUND	\$1,761.47
09-001		\$1,656.84	5/1/2009	CDA A	\$16.57
				CHULA VISTA PD	\$1,076.95
				DA OFFICE	\$165.68
				GENERAL FUND	\$397.64
09-002		\$1,619.11	6/1/2009	CDA A	\$16.19
				CHULA VISTA PD	\$1,052.42
				DA OFFICE	\$161.91
				GENERAL FUND	\$388.59
09-003		\$1,899.46	6/1/2009	CDA A	\$18.99
				CHULA VISTA PD	\$1,234.65
				DA OFFICE	\$189.95
				GENERAL FUND	\$455.87
09-004		\$5,316.96	6/1/2009	CDA A	\$53.17
				CHULA VISTA PD	\$3,456.02
				DA OFFICE	\$531.70
				GENERAL FUND	\$1,276.07



State of California
ASSET FORFEITURE REPORT - 2009

Table 3

Admin Number	Docket Number	Amount Forfeited	Date Disbursed	Recipient	Amount Disbursed
09-005		\$2,728.64	9/1/2009	CDA A	\$27.29
				CHULA VISTA PD	\$1,773.62
				DA OFFICE	\$272.86
				GENERAL FUND	\$654.87
09-006		\$1,401.59	11/5/2009	CDA A	\$14.02
				CHULA VISTA PD	\$911.03
				DA OFFICE	\$140.16
				GENERAL FUND	\$336.38
09-007		\$1,709.27	11/5/2009	CDA A	\$17.09
				DA OFFICE	\$170.93
				GENERAL FUND	\$410.22
				RIVERSIDE CO SO	\$1,111.03
SAN DIEGO					\$38,484.55



State of California
ASSET FORFEITURE REPORT - 2009

Table 3

Admin Number	Docket Number	Amount Forfeited	Date Disbursed	Recipient	Amount Disbursed
SAN FRANCISCO					
02-008		\$755.90	2/27/2009	15% - 11489	\$73.70
				CDAA	\$7.56
				DA OFFICE	\$75.59
				GENERAL FUND	\$181.42
				SAN FRANCISCO PD	\$417.63
03-116		\$755.95	2/27/2009	15% - 11489	\$73.71
				CDAA	\$7.56
				DA OFFICE	\$75.59
				GENERAL FUND	\$181.43
				SAN FRANCISCO PD	\$417.66
03-133		\$1,195.75	2/27/2009	15% - 11489	\$116.59
				CDAA	\$11.96
				DA OFFICE	\$119.57
				GENERAL FUND	\$286.98
				SAN FRANCISCO PD	\$660.65
03-151		\$612.99	9/23/2009	15% - 11489	\$59.77
				CDAA	\$6.13
				DA OFFICE	\$61.29
				GENERAL FUND	\$147.12
				SAN FRANCISCO PD	\$338.68
03-182		\$537.83	2/12/2009	15% - 11489	\$52.44
				CDAA	\$5.38
				DA OFFICE	\$53.78
				GENERAL FUND	\$129.08
				SAN FRANCISCO PD	\$297.15
03-202		\$933.82	2/27/2009	15% - 11489	\$91.05
				CDAA	\$9.34
				DA OFFICE	\$93.37
				GENERAL FUND	\$224.12
				SAN FRANCISCO PD	\$515.94
03-216		\$1,920.07	5/18/2009	15% - 11489	\$187.21
				CDAA	\$19.20
				DA OFFICE	\$192.00
				GENERAL FUND	\$460.82
				SAN FRANCISCO PD	\$1,060.84
03-261		\$807.45	2/27/2009	15% - 11489	\$78.73
				CDAA	\$8.07
				DA OFFICE	\$80.74



State of California
ASSET FORFEITURE REPORT - 2009

Table 3

Admin Number	Docket Number	Amount Forfeited	Date Disbursed	Recipient	Amount Disbursed
				GENERAL FUND	\$193.79
				SAN FRANCISCO PD	\$446.12
03-262		\$772.62	2/27/2009	15% - 11489	\$75.33
				CDA A	\$7.73
				DA OFFICE	\$77.26
				GENERAL FUND	\$185.43
				SAN FRANCISCO PD	\$426.87
04-005		\$796.27	2/27/2009	15% - 11489	\$77.64
				CDA A	\$7.96
				DA OFFICE	\$79.63
				GENERAL FUND	\$191.10
				SAN FRANCISCO PD	\$439.94
04-059		\$1,114.42	2/27/2009	15% - 11489	\$108.66
				CDA A	\$11.14
				DA OFFICE	\$111.44
				GENERAL FUND	\$267.46
				SAN FRANCISCO PD	\$615.72
04-123		\$537.68	6/12/2009	15% - 11489	\$52.42
				CDA A	\$5.38
				DA OFFICE	\$53.77
				GENERAL FUND	\$129.04
				SAN FRANCISCO PD	\$297.07
04-128		\$1,089.18	5/18/2009	15% - 11489	\$106.20
				CDA A	\$10.89
				DA OFFICE	\$108.92
				GENERAL FUND	\$261.40
				SAN FRANCISCO PD	\$601.77
04-140		\$3,063.83	5/18/2009	15% - 11489	\$298.72
				CDA A	\$30.64
				DA OFFICE	\$306.38
				GENERAL FUND	\$735.32
				SAN FRANCISCO PD	\$1,692.77
04-149		\$1,561.76	2/27/2009	15% - 11489	\$152.27
				CDA A	\$15.62
				DA OFFICE	\$156.18
				GENERAL FUND	\$374.82
				SAN FRANCISCO PD	\$862.87
04-212		\$2,298.37	2/27/2009	15% - 11489	\$224.09
				CDA A	\$22.98



State of California
ASSET FORFEITURE REPORT - 2009

Table 3

Admin Number	Docket Number	Amount Forfeited	Date Disbursed	Recipient	Amount Disbursed
				DA OFFICE	\$229.84
				GENERAL FUND	\$551.61
				SAN FRANCISCO PD	\$1,269.85
04-253		\$958.19	12/30/2009	15% - 11489	\$93.42
				CDA A	\$9.58
				DA OFFICE	\$95.82
				GENERAL FUND	\$229.97
				SAN FRANCISCO PD	\$529.40
04-258		\$695.46	12/30/2009	15% - 11489	\$67.81
				CDA A	\$6.95
				DA OFFICE	\$69.55
				GENERAL FUND	\$166.91
				SAN FRANCISCO PD	\$384.24
05-060		\$2,584.12	12/30/2009	15% - 11489	\$251.95
				CDA A	\$25.84
				DA OFFICE	\$258.41
				GENERAL FUND	\$620.19
				SAN FRANCISCO PD	\$1,427.73
05-081		\$2,197.75	12/30/2009	15% - 11489	\$214.28
				CDA A	\$21.98
				DA OFFICE	\$219.77
				GENERAL FUND	\$527.46
				SAN FRANCISCO PD	\$1,214.26
05-087		\$1,236.92	10/30/2009	15% - 11489	\$120.60
				CDA A	\$12.37
				DA OFFICE	\$123.69
				GENERAL FUND	\$296.86
				SAN FRANCISCO PD	\$683.40
05-096		\$576.79	6/12/2009	15% - 11489	\$56.24
				CDA A	\$5.77
				DA OFFICE	\$57.67
				GENERAL FUND	\$138.43
				SAN FRANCISCO PD	\$318.68
05-118		\$2,150.82	2/12/2009	15% - 11489	\$209.70
				CDA A	\$21.51
				DA OFFICE	\$215.08
				GENERAL FUND	\$516.20
				SAN FRANCISCO PD	\$1,188.33
05-179A		\$770.32	2/12/2009	15% - 11489	\$75.11



State of California
ASSET FORFEITURE REPORT - 2009

Table 3

Admin Number	Docket Number	Amount Forfeited	Date Disbursed	Recipient	Amount Disbursed
				CDAA	\$7.70
				DA OFFICE	\$77.03
				GENERAL FUND	\$184.88
				SAN FRANCISCO PD	\$425.60
05-179B		\$401.00	3/19/2009		
				15% - 11489	\$39.10
				CDAA	\$4.01
				DA OFFICE	\$40.10
				GENERAL FUND	\$96.24
				SAN FRANCISCO PD	\$221.55
05-192		\$16,784.50	8/27/2009		
				15% - 11489	\$1,636.49
				CDAA	\$167.85
				DA OFFICE	\$1,678.44
				GENERAL FUND	\$4,028.28
				SAN FRANCISCO PD	\$9,273.44
05-226		\$779.17	9/23/2009		
				15% - 11489	\$75.97
				CDAA	\$7.79
				DA OFFICE	\$77.92
				GENERAL FUND	\$187.00
				SAN FRANCISCO PD	\$430.49
05-251		\$854.21	6/12/2009		
				15% - 11489	\$83.29
				CDAA	\$8.54
				DA OFFICE	\$85.42
				GENERAL FUND	\$205.01
				SAN FRANCISCO PD	\$471.95
05-261		\$1,087.20	12/30/2009		
				15% - 11489	\$106.00
				CDAA	\$10.87
				DA OFFICE	\$108.72
				GENERAL FUND	\$260.93
				SAN FRANCISCO PD	\$600.68
06-024		\$468.56	12/30/2009		
				15% - 11489	\$45.68
				CDAA	\$4.69
				DA OFFICE	\$46.86
				GENERAL FUND	\$112.45
				SAN FRANCISCO PD	\$258.88
06-074		\$1,190.18	10/30/2009		
				15% - 11489	\$116.04
				CDAA	\$11.90
				DA OFFICE	\$119.03
				GENERAL FUND	\$285.64
				SAN FRANCISCO PD	\$657.57



State of California
ASSET FORFEITURE REPORT - 2009

Table 3

Admin Number	Docket Number	Amount Forfeited	Date Disbursed	Recipient	Amount Disbursed
06-113		\$1,185.78	12/30/2009	15% - 11489	\$115.61
				CDA A	\$11.86
				DA OFFICE	\$118.58
				GENERAL FUND	\$284.59
				SAN FRANCISCO PD	\$655.14
06-140		\$770.45	3/19/2009	15% - 11489	\$75.12
				CDA A	\$7.70
				DA OFFICE	\$77.05
				GENERAL FUND	\$184.91
				SAN FRANCISCO PD	\$425.67
06-179		\$990.85	1/21/2009	15% - 11489	\$96.61
				CDA A	\$9.91
				DA OFFICE	\$99.09
				GENERAL FUND	\$237.80
				SAN FRANCISCO PD	\$547.44
06-219		\$985.37	2/12/2009	15% - 11489	\$96.07
				CDA A	\$9.85
				DA OFFICE	\$98.54
				GENERAL FUND	\$236.49
				SAN FRANCISCO PD	\$544.42
06-238		\$1,345.58	7/28/2009	15% - 11489	\$131.19
				CDA A	\$13.46
				CHP	\$743.43
				DA OFFICE	\$134.56
				GENERAL FUND	\$322.94
07-015		\$7,321.52	9/30/2009	15% - 11489	\$713.85
				CDA A	\$73.22
				DA OFFICE	\$732.15
				GENERAL FUND	\$1,757.16
				SAN FRANCISCO PD	\$4,045.14
07-032		\$811.65	4/23/2009	15% - 11489	\$79.14
				CDA A	\$8.12
				DA OFFICE	\$81.15
				GENERAL FUND	\$194.80
				SAN FRANCISCO PD	\$448.44
07-038		\$1,088.52	3/19/2009	15% - 11489	\$106.13
				CDA A	\$10.89
				DA OFFICE	\$108.85
				GENERAL FUND	\$261.24



State of California
ASSET FORFEITURE REPORT - 2009

Table 3

Admin Number	Docket Number	Amount Forfeited	Date Disbursed	Recipient	Amount Disbursed
07-072		\$542.72	10/29/2009	SAN FRANCISCO PD	\$601.41
				15% - 11489	\$52.92
				CDAA	\$5.43
				DA OFFICE	\$54.27
				GENERAL FUND	\$130.25
07-144		\$27,909.60	9/30/2009	SAN FRANCISCO PD	\$299.85
				15% - 11489	\$2,721.19
				CDAA	\$279.10
				DA OFFICE	\$2,790.96
				GENERAL FUND	\$6,698.30
07-166		\$5,144.42	3/19/2009	SAN FRANCISCO PD	\$15,420.05
				15% - 11489	\$501.58
				CDAA	\$51.44
				DA OFFICE	\$514.45
				GENERAL FUND	\$1,234.66
07-168		\$91.52	10/29/2009	SAN FRANCISCO PD	\$2,842.29
				15% - 11489	\$8.92
				CDAA	\$0.92
				DA OFFICE	\$9.16
				GENERAL FUND	\$21.96
07-219		\$13,700.00	11/19/2009	SAN FRANCISCO PD	\$50.56
				15% - 11489	\$1,335.75
				CDAA	\$137.00
				DA OFFICE	\$1,370.00
				GENERAL FUND	\$3,288.00
07-228		\$379.85	4/9/2009	SAN FRANCISCO PD	\$7,569.25
				15% - 11489	\$37.04
				CDAA	\$3.80
				DA OFFICE	\$37.98
				GENERAL FUND	\$91.16
07-229		\$2,077.85	2/12/2009	SAN FRANCISCO PD	\$209.87
				15% - 11489	\$202.59
				CDAA	\$20.78
				DA OFFICE	\$207.79
				GENERAL FUND	\$498.68
07-274		\$1,689.90	11/25/2009	SAN FRANCISCO PD	\$1,148.01
				15% - 11489	\$164.77
				CDAA	\$16.90
				DA OFFICE	\$168.98



State of California
ASSET FORFEITURE REPORT - 2009

Table 3

Admin Number	Docket Number	Amount Forfeited	Date Disbursed	Recipient	Amount Disbursed
				GENERAL FUND	\$405.58
				SAN FRANCISCO PD	\$933.67
07-306		\$563.73	1/21/2009	15% - 11489	\$54.96
				CDA A	\$5.64
				DA OFFICE	\$56.37
				GENERAL FUND	\$135.30
				SAN FRANCISCO PD	\$311.46
07-307		\$906.93	5/18/2009	15% - 11489	\$88.43
				CDA A	\$9.07
				DA OFFICE	\$90.69
				GENERAL FUND	\$217.66
				SAN FRANCISCO PD	\$501.08
07-308		\$9,372.00	4/9/2009	15% - 11489	\$913.77
				CDA A	\$93.72
				DA OFFICE	\$937.20
				GENERAL FUND	\$2,249.28
				SAN FRANCISCO PD	\$5,178.03
07-313		\$1,090.73	5/28/2009	15% - 11489	\$106.35
				CDA A	\$10.91
				DA OFFICE	\$109.06
				GENERAL FUND	\$261.78
				SAN FRANCISCO PD	\$602.63
08-007		\$4,322.69	2/12/2009	15% - 11489	\$421.46
				CDA A	\$43.23
				DA OFFICE	\$432.26
				GENERAL FUND	\$1,037.45
				SAN FRANCISCO PD	\$2,388.29
08-018		\$4,791.25	1/21/2009	15% - 11489	\$467.15
				CDA A	\$47.91
				DA OFFICE	\$479.12
				GENERAL FUND	\$1,149.90
				SAN FRANCISCO PD	\$2,647.17
08-020		\$342.50	2/27/2009	15% - 11489	\$33.39
				CDA A	\$3.43
				DA OFFICE	\$34.25
				GENERAL FUND	\$82.20
				SAN FRANCISCO PD	\$189.23
08-021		\$619.69	2/12/2009	15% - 11489	\$60.42
				CDA A	\$6.20



State of California
ASSET FORFEITURE REPORT - 2009

Table 3

Admin Number	Docket Number	Amount Forfeited	Date Disbursed	Recipient	Amount Disbursed
				DA OFFICE	\$61.96
				GENERAL FUND	\$148.73
				SAN FRANCISCO PD	\$342.38
08-038		\$2,310.04	2/12/2009		
				15% - 11489	\$225.23
				CDA A	\$23.10
				DA OFFICE	\$231.00
				GENERAL FUND	\$554.41
				SAN FRANCISCO PD	\$1,276.30
08-048		\$316.52	4/23/2009		
				15% - 11489	\$30.86
				CDA A	\$3.17
				DA OFFICE	\$31.65
				GENERAL FUND	\$75.96
				SAN FRANCISCO PD	\$174.88
08-054		\$1,240.23	9/17/2009		
				15% - 11489	\$120.92
				CDA A	\$12.40
				DA OFFICE	\$124.02
				GENERAL FUND	\$297.66
				SAN FRANCISCO PD	\$685.23
08-057		\$13,043.40	10/29/2009		
				15% - 11489	\$1,271.73
				CDA A	\$130.43
				DA OFFICE	\$1,304.34
				GENERAL FUND	\$3,130.42
				SAN FRANCISCO PD	\$7,206.48
08-059		\$510.55	2/12/2009		
				15% - 11489	\$49.78
				CDA A	\$5.11
				DA OFFICE	\$51.05
				GENERAL FUND	\$122.53
				SAN FRANCISCO PD	\$282.08
08-062		\$798.40	3/19/2009		
				15% - 11489	\$77.84
				CDA A	\$7.98
				DA OFFICE	\$79.84
				GENERAL FUND	\$191.62
				SAN FRANCISCO PD	\$441.12
08-070		\$331.69	2/27/2009		
				15% - 11489	\$32.34
				CDA A	\$3.32
				DA OFFICE	\$33.16
				GENERAL FUND	\$79.61
				SAN FRANCISCO PD	\$183.26
08-079		\$1,704.40	4/23/2009		
				15% - 11489	\$166.18



State of California
ASSET FORFEITURE REPORT - 2009

Table 3

Admin Number	Docket Number	Amount Forfeited	Date Disbursed	Recipient	Amount Disbursed
				CDA A	\$17.04
				DA OFFICE	\$170.44
				GENERAL FUND	\$409.06
				SAN FRANCISCO PD	\$941.68
08-080		\$293.21	6/12/2009		
				15% - 11489	\$28.59
				CDA A	\$2.93
				DA OFFICE	\$29.32
				GENERAL FUND	\$70.37
				SAN FRANCISCO PD	\$162.00
08-084		\$1,377.30	4/9/2009		
				15% - 11489	\$134.29
				CDA A	\$13.77
				DA OFFICE	\$137.73
				GENERAL FUND	\$330.55
				SAN FRANCISCO PD	\$760.96
08-088		\$715.27	4/23/2009		
				15% - 11489	\$69.74
				CDA A	\$7.15
				DA OFFICE	\$71.53
				GENERAL FUND	\$171.66
				SAN FRANCISCO PD	\$395.19
08-091		\$8,473.85	2/12/2009		
				15% - 11489	\$826.20
				CDA A	\$84.74
				DA OFFICE	\$847.39
				GENERAL FUND	\$2,033.72
				SAN FRANCISCO PD	\$4,681.80
08-093		\$1,342.63	2/12/2009		
				15% - 11489	\$130.91
				CDA A	\$13.43
				DA OFFICE	\$134.26
				GENERAL FUND	\$322.23
				SAN FRANCISCO PD	\$741.80
08-096		\$8,053.00	10/30/2009		
				15% - 11489	\$785.17
				CDA A	\$80.53
				DA OFFICE	\$805.30
				GENERAL FUND	\$1,932.72
				SAN FRANCISCO PD	\$4,449.28
08-102		\$18,591.63	2/12/2009		
				15% - 11489	\$1,812.68
				CDA A	\$185.92
				DA OFFICE	\$1,859.16
				GENERAL FUND	\$4,461.99
				SAN FRANCISCO PD	\$10,271.88



State of California
ASSET FORFEITURE REPORT - 2009

Table 3

Admin Number	Docket Number	Amount Forfeited	Date Disbursed	Recipient	Amount Disbursed
08-108		\$5,218.63	9/30/2009	15% - 11489	\$508.82
				CDA A	\$52.19
				DA OFFICE	\$521.86
				GENERAL FUND	\$1,252.47
				SAN FRANCISCO PD	\$2,883.29
08-112		\$2,341.63	1/21/2009	15% - 11489	\$228.31
				CDA A	\$23.42
				DA OFFICE	\$234.16
				GENERAL FUND	\$561.99
				SAN FRANCISCO PD	\$1,293.75
08-121		\$629.63	5/7/2009	15% - 11489	\$61.39
				CDA A	\$6.30
				DA OFFICE	\$62.96
				GENERAL FUND	\$151.11
				SAN FRANCISCO PD	\$347.87
08-122A		\$2,276.85	9/30/2009	15% - 11489	\$221.99
				CDA A	\$22.77
				DA OFFICE	\$227.69
				GENERAL FUND	\$546.44
				SAN FRANCISCO PD	\$1,257.96
08-122B		\$302.00	9/30/2009	15% - 11489	\$29.45
				CDA A	\$3.02
				DA OFFICE	\$30.19
				GENERAL FUND	\$72.48
				SAN FRANCISCO PD	\$166.86
08-129		\$920.87	7/28/2009	15% - 11489	\$89.78
				CDA A	\$9.21
				DA OFFICE	\$92.09
				GENERAL FUND	\$221.01
				SAN FRANCISCO PD	\$508.78
08-131		\$13,023.78	5/7/2009	15% - 11489	\$1,269.82
				CDA A	\$130.24
				DA OFFICE	\$1,302.37
				GENERAL FUND	\$3,125.71
				SAN FRANCISCO PD	\$7,195.64
08-133		\$391.86	10/30/2009	15% - 11489	\$38.21
				CDA A	\$3.92
				DA OFFICE	\$39.18
				GENERAL FUND	\$94.05



State of California
ASSET FORFEITURE REPORT - 2009

Table 3

Admin Number	Docket Number	Amount Forfeited	Date Disbursed	Recipient	Amount Disbursed
08-137		\$1,198.87	5/7/2009	SAN FRANCISCO PD	\$216.50
				15% - 11489	\$116.89
				CDAA	\$11.99
				DA OFFICE	\$119.88
				GENERAL FUND	\$287.73
08-150		\$890.87	11/19/2009	SAN FRANCISCO PD	\$662.38
				15% - 11489	\$86.86
				CDAA	\$8.91
				DA OFFICE	\$89.08
				GENERAL FUND	\$213.81
08-154		\$1,544.87	7/28/2009	SAN FRANCISCO PD	\$492.21
				15% - 11489	\$150.62
				CDAA	\$15.45
				DA OFFICE	\$154.49
				GENERAL FUND	\$370.77
08-162		\$391.19	7/28/2009	SAN FRANCISCO PD	\$853.54
				15% - 11489	\$38.14
				CDAA	\$3.91
				DA OFFICE	\$39.12
				GENERAL FUND	\$93.89
08-163		\$1,781.19	1/21/2009	SAN FRANCISCO PD	\$216.13
				15% - 11489	\$173.67
				CDAA	\$17.81
				DA OFFICE	\$178.11
				GENERAL FUND	\$427.49
08-167		\$618.19	6/30/2009	SAN FRANCISCO PD	\$984.11
				15% - 11489	\$60.27
				CDAA	\$6.18
				DA OFFICE	\$61.82
				GENERAL FUND	\$148.37
08-169		\$1,722.19	9/17/2009	SAN FRANCISCO PD	\$341.55
				15% - 11489	\$167.91
				CDAA	\$17.22
				DA OFFICE	\$172.22
				GENERAL FUND	\$413.33
08-170		\$3,869.19	12/17/2009	SAN FRANCISCO PD	\$951.51
				15% - 11489	\$377.25
				CDAA	\$38.69
				DA OFFICE	\$386.91



State of California
ASSET FORFEITURE REPORT - 2009

Table 3

Admin Number	Docket Number	Amount Forfeited	Date Disbursed	Recipient	Amount Disbursed
				GENERAL FUND	\$928.61
				SAN FRANCISCO PD	\$2,137.73
08-171		\$701.19	3/19/2009	15% - 11489	\$68.37
				CDA A	\$7.01
				DA OFFICE	\$70.11
				GENERAL FUND	\$168.29
				SAN FRANCISCO PD	\$387.41
08-176		\$2,207.19	7/16/2009	15% - 11489	\$215.20
				CDA A	\$22.07
				DA OFFICE	\$220.72
				GENERAL FUND	\$529.73
				SAN FRANCISCO PD	\$1,219.47
08-179		\$6,221.00	5/7/2009	15% - 11489	\$606.55
				CDA A	\$62.21
				DA OFFICE	\$622.10
				GENERAL FUND	\$1,493.04
				SAN FRANCISCO PD	\$3,437.10
08-184		\$647.19	7/28/2009	15% - 11489	\$63.10
				CDA A	\$6.47
				DA OFFICE	\$64.72
				GENERAL FUND	\$155.33
				SAN FRANCISCO PD	\$357.57
08-189		\$1,953.65	4/9/2009	15% - 11489	\$190.48
				CDA A	\$19.54
				DA OFFICE	\$195.36
				GENERAL FUND	\$468.88
				SAN FRANCISCO PD	\$1,079.39
08-202		\$667.25	1/21/2009	15% - 11489	\$65.06
				CDA A	\$6.67
				DA OFFICE	\$66.72
				GENERAL FUND	\$160.14
				SAN FRANCISCO PD	\$368.66
08-208		\$390.08	1/21/2009	15% - 11489	\$38.03
				CDA A	\$3.90
				DA OFFICE	\$39.01
				GENERAL FUND	\$93.62
				SAN FRANCISCO PD	\$215.52
08-209		\$472.08	1/21/2009	15% - 11489	\$46.03
				CDA A	\$4.72



State of California
ASSET FORFEITURE REPORT - 2009

Table 3

Admin Number	Docket Number	Amount Forfeited	Date Disbursed	Recipient	Amount Disbursed
				DA OFFICE	\$47.21
				GENERAL FUND	\$113.30
				SAN FRANCISCO PD	\$260.82
08-212		\$1,060.08	1/21/2009	15% - 11489	\$103.36
				CDA A	\$10.60
				DA OFFICE	\$106.01
				GENERAL FUND	\$254.42
				SAN FRANCISCO PD	\$585.69
08-214		\$3,693.08	12/17/2009	15% - 11489	\$360.08
				CDA A	\$36.93
				DA OFFICE	\$369.30
				GENERAL FUND	\$886.34
				SAN FRANCISCO PD	\$2,040.43
08-217		\$934.08	3/19/2009	15% - 11489	\$91.07
				CDA A	\$9.34
				DA OFFICE	\$93.41
				GENERAL FUND	\$224.18
				SAN FRANCISCO PD	\$516.08
08-218		\$679.77	1/21/2009	15% - 11489	\$66.28
				CDA A	\$6.80
				DA OFFICE	\$67.98
				GENERAL FUND	\$163.14
				SAN FRANCISCO PD	\$375.57
08-219		\$1,232.08	1/21/2009	15% - 11489	\$120.13
				CDA A	\$12.32
				DA OFFICE	\$123.21
				GENERAL FUND	\$295.70
				SAN FRANCISCO PD	\$680.72
08-220		\$1,355.08	1/21/2009	15% - 11489	\$132.12
				CDA A	\$13.55
				DA OFFICE	\$135.51
				GENERAL FUND	\$325.22
				SAN FRANCISCO PD	\$748.68
08-222		\$7,348.08	1/21/2009	15% - 11489	\$716.44
				CDA A	\$73.48
				DA OFFICE	\$734.81
				GENERAL FUND	\$1,763.54
				SAN FRANCISCO PD	\$4,059.81
08-224A		\$986.77	5/7/2009	15% - 11489	\$96.21



State of California
ASSET FORFEITURE REPORT - 2009

Table 3

Admin Number	Docket Number	Amount Forfeited	Date Disbursed	Recipient	Amount Disbursed
				CDAA	\$9.87
				DA OFFICE	\$98.68
				GENERAL FUND	\$236.82
				SAN FRANCISCO PD	\$545.19
08-224B		\$587.00	9/17/2009		
				15% - 11489	\$57.23
				CDAA	\$5.87
				DA OFFICE	\$58.70
				GENERAL FUND	\$140.88
				SAN FRANCISCO PD	\$324.32
08-225		\$535.08	1/21/2009		
				15% - 11489	\$52.17
				CDAA	\$5.35
				DA OFFICE	\$53.51
				GENERAL FUND	\$128.42
				SAN FRANCISCO PD	\$295.63
08-226		\$494.10	8/18/2009		
				15% - 11489	\$48.17
				CDAA	\$4.94
				DA OFFICE	\$49.42
				GENERAL FUND	\$118.58
				SAN FRANCISCO PD	\$272.99
08-228		\$1,411.08	1/21/2009		
				15% - 11489	\$137.58
				CDAA	\$14.11
				DA OFFICE	\$141.11
				GENERAL FUND	\$338.66
				SAN FRANCISCO PD	\$779.62
08-229		\$615.08	1/21/2009		
				15% - 11489	\$59.97
				CDAA	\$6.15
				DA OFFICE	\$61.51
				GENERAL FUND	\$147.62
				SAN FRANCISCO PD	\$339.83
08-230		\$941.77	7/28/2009		
				15% - 11489	\$91.82
				CDAA	\$9.42
				DA OFFICE	\$94.18
				GENERAL FUND	\$226.02
				SAN FRANCISCO PD	\$520.33
08-231		\$2,140.08	1/21/2009		
				15% - 11489	\$208.66
				CDAA	\$21.40
				DA OFFICE	\$214.01
				GENERAL FUND	\$513.62
				SAN FRANCISCO PD	\$1,182.39



State of California
ASSET FORFEITURE REPORT - 2009

Table 3

Admin Number	Docket Number	Amount Forfeited	Date Disbursed	Recipient	Amount Disbursed
08-233		\$699.08	1/21/2009	15% - 11489	\$68.16
				CDA A	\$6.99
				DA OFFICE	\$69.91
				GENERAL FUND	\$167.78
				SAN FRANCISCO PD	\$386.24
08-235		\$500.08	1/21/2009	15% - 11489	\$48.76
				CDA A	\$5.00
				DA OFFICE	\$50.01
				GENERAL FUND	\$120.02
				SAN FRANCISCO PD	\$276.29
08-237		\$553.88	2/26/2009	15% - 11489	\$54.00
				CDA A	\$5.54
				DA OFFICE	\$55.39
				GENERAL FUND	\$132.93
				SAN FRANCISCO PD	\$306.02
08-238		\$1,062.83	2/26/2009	15% - 11489	\$103.63
				CDA A	\$10.63
				DA OFFICE	\$106.28
				GENERAL FUND	\$255.08
				SAN FRANCISCO PD	\$587.21
08-239		\$5,397.88	7/16/2009	15% - 11489	\$526.29
				CDA A	\$53.98
				DA OFFICE	\$539.79
				GENERAL FUND	\$1,295.49
				SAN FRANCISCO PD	\$2,982.33
08-241		\$566.88	2/26/2009	15% - 11489	\$55.27
				CDA A	\$5.67
				DA OFFICE	\$56.69
				GENERAL FUND	\$136.05
				SAN FRANCISCO PD	\$313.20
08-242		\$2,106.88	4/9/2009	15% - 11489	\$205.42
				CDA A	\$21.07
				DA OFFICE	\$210.69
				GENERAL FUND	\$505.65
				SAN FRANCISCO PD	\$1,164.05
08-245		\$4,255.88	5/7/2009	15% - 11489	\$414.95
				CDA A	\$42.56
				DA OFFICE	\$425.59
				GENERAL FUND	\$1,021.41



State of California
ASSET FORFEITURE REPORT - 2009

Table 3

Admin Number	Docket Number	Amount Forfeited	Date Disbursed	Recipient	Amount Disbursed
08-248		\$595.63	2/26/2009	SAN FRANCISCO PD	\$2,351.37
				15% - 11489	\$58.07
				CDAA	\$5.96
				DA OFFICE	\$59.56
				GENERAL FUND	\$142.95
08-250		\$788.88	2/26/2009	SAN FRANCISCO PD	\$329.09
				15% - 11489	\$76.92
				CDAA	\$7.89
				DA OFFICE	\$78.88
				GENERAL FUND	\$189.33
08-251		\$597.03	2/26/2009	SAN FRANCISCO PD	\$435.86
				15% - 11489	\$58.21
				CDAA	\$5.97
				DA OFFICE	\$59.70
				GENERAL FUND	\$143.29
08-254		\$2,920.90	3/19/2009	SAN FRANCISCO PD	\$329.86
				15% - 11489	\$284.79
				CDAA	\$29.21
				DA OFFICE	\$292.08
				GENERAL FUND	\$701.02
08-255		\$1,683.90	12/17/2009	SAN FRANCISCO PD	\$1,613.80
				15% - 11489	\$164.18
				CDAA	\$16.84
				DA OFFICE	\$168.39
				GENERAL FUND	\$404.14
08-256		\$850.90	3/19/2009	SAN FRANCISCO PD	\$930.35
				15% - 11489	\$82.96
				CDAA	\$8.51
				DA OFFICE	\$85.09
				GENERAL FUND	\$204.22
08-257		\$490.90	3/19/2009	SAN FRANCISCO PD	\$470.12
				15% - 11489	\$47.86
				CDAA	\$4.91
				DA OFFICE	\$49.09
				GENERAL FUND	\$117.82
08-260		\$1,402.90	3/19/2009	SAN FRANCISCO PD	\$271.22
				15% - 11489	\$136.78
				CDAA	\$14.03
				DA OFFICE	\$140.29



State of California
ASSET FORFEITURE REPORT - 2009

Table 3

Admin Number	Docket Number	Amount Forfeited	Date Disbursed	Recipient	Amount Disbursed
				GENERAL FUND	\$336.70
				SAN FRANCISCO PD	\$775.10
08-262		\$14,524.90	3/19/2009	15% - 11489	\$1,416.18
				CDA A	\$145.25
				DA OFFICE	\$1,452.48
				GENERAL FUND	\$3,485.98
				SAN FRANCISCO PD	\$8,025.01
08-263		\$839.90	12/17/2009	15% - 11489	\$81.89
				CDA A	\$8.40
				DA OFFICE	\$83.99
				GENERAL FUND	\$201.58
				SAN FRANCISCO PD	\$464.04
08-266		\$1,030.97	3/19/2009	15% - 11489	\$100.52
				CDA A	\$10.31
				DA OFFICE	\$103.10
				GENERAL FUND	\$247.43
				SAN FRANCISCO PD	\$569.61
08-269		\$1,200.87	3/19/2009	15% - 11489	\$117.08
				CDA A	\$12.01
				DA OFFICE	\$120.09
				GENERAL FUND	\$288.21
				SAN FRANCISCO PD	\$663.48
08-270		\$567.90	3/19/2009	15% - 11489	\$55.37
				CDA A	\$5.68
				DA OFFICE	\$56.79
				GENERAL FUND	\$136.30
				SAN FRANCISCO PD	\$313.76
08-271		\$212.98	10/30/2009	15% - 11489	\$20.77
				CDA A	\$2.13
				DA OFFICE	\$21.29
				GENERAL FUND	\$51.12
				SAN FRANCISCO PD	\$117.67
08-272		\$10,930.90	3/19/2009	15% - 11489	\$1,065.76
				CDA A	\$109.31
				DA OFFICE	\$1,093.09
				GENERAL FUND	\$2,623.42
				SAN FRANCISCO PD	\$6,039.32
08-274		\$1,144.90	12/17/2009	15% - 11489	\$111.63
				CDA A	\$11.45



State of California
ASSET FORFEITURE REPORT - 2009

Table 3

Admin Number	Docket Number	Amount Forfeited	Date Disbursed	Recipient	Amount Disbursed
				DA OFFICE	\$114.48
				GENERAL FUND	\$274.78
				SAN FRANCISCO PD	\$632.56
08-276		\$562.87	3/19/2009		
				15% - 11489	\$54.88
				CDA A	\$5.63
				DA OFFICE	\$56.28
				GENERAL FUND	\$135.09
				SAN FRANCISCO PD	\$310.99
08-280		\$2,461.90	3/19/2009		
				15% - 11489	\$240.04
				CDA A	\$24.62
				DA OFFICE	\$246.18
				GENERAL FUND	\$590.86
				SAN FRANCISCO PD	\$1,360.20
08-283		\$728.90	3/19/2009		
				15% - 11489	\$71.07
				CDA A	\$7.29
				DA OFFICE	\$72.88
				GENERAL FUND	\$174.94
				SAN FRANCISCO PD	\$402.72
08-284A		\$1,232.00	8/27/2009		
				15% - 11489	\$120.12
				CDA A	\$12.32
				DA OFFICE	\$123.20
				GENERAL FUND	\$295.68
				SAN FRANCISCO PD	\$680.68
08-284B		\$2,200.90	10/15/2009		
				15% - 11489	\$214.59
				CDA A	\$22.01
				DA OFFICE	\$220.08
				GENERAL FUND	\$528.22
				SAN FRANCISCO PD	\$608.00
				VALLEJO PD	\$608.00
08-285		\$690.90	12/17/2009		
				15% - 11489	\$67.36
				CDA A	\$6.91
				DA OFFICE	\$69.09
				GENERAL FUND	\$165.82
				SAN FRANCISCO PD	\$381.72
08-286		\$1,536.90	3/19/2009		
				15% - 11489	\$149.85
				CDA A	\$15.37
				DA OFFICE	\$153.68
				GENERAL FUND	\$368.86
				SAN FRANCISCO PD	\$849.14



State of California
ASSET FORFEITURE REPORT - 2009

Table 3

Admin Number	Docket Number	Amount Forfeited	Date Disbursed	Recipient	Amount Disbursed
08-287		\$950.91	3/19/2009	15% - 11489	\$92.71
				CDA	\$9.51
				DA OFFICE	\$95.09
				GENERAL FUND	\$228.22
				SAN FRANCISCO PD	\$525.38
08-288		\$907.90	12/17/2009	15% - 11489	\$88.52
				CDA	\$9.08
				DA OFFICE	\$90.79
				GENERAL FUND	\$217.90
				SAN FRANCISCO PD	\$501.61
08-289		\$2,193.90	3/19/2009	15% - 11489	\$213.91
				CDA	\$21.94
				DA OFFICE	\$219.38
				GENERAL FUND	\$526.54
				SAN FRANCISCO PD	\$1,212.13
08-290		\$1,137.90	3/19/2009	15% - 11489	\$110.95
				CDA	\$11.38
				DA OFFICE	\$113.78
				GENERAL FUND	\$273.10
				SAN FRANCISCO PD	\$628.69
08-291		\$677.80	8/27/2009	15% - 11489	\$66.09
				CDA	\$6.78
				DA OFFICE	\$67.78
				GENERAL FUND	\$162.67
				SAN FRANCISCO PD	\$374.48
08-292		\$848.87	7/28/2009	15% - 11489	\$82.76
				CDA	\$8.49
				DA OFFICE	\$84.89
				GENERAL FUND	\$203.73
				SAN FRANCISCO PD	\$469.00
08-294		\$2,361.03	4/23/2009	15% - 11489	\$230.20
				CDA	\$23.61
				DA OFFICE	\$236.10
				GENERAL FUND	\$566.65
				SAN FRANCISCO PD	\$1,304.47
08-295		\$901.03	5/7/2009	15% - 11489	\$87.85
				CDA	\$9.01
				DA OFFICE	\$90.10
				GENERAL FUND	\$216.25



State of California
ASSET FORFEITURE REPORT - 2009

Table 3

Admin Number	Docket Number	Amount Forfeited	Date Disbursed	Recipient	Amount Disbursed
08-296		\$654.03	5/7/2009	SAN FRANCISCO PD	\$497.82
				15% - 11489	\$63.77
				CDAA	\$6.54
				DA OFFICE	\$65.40
				GENERAL FUND	\$156.97
08-297		\$1,193.04	5/7/2009	SAN FRANCISCO PD	\$361.35
				15% - 11489	\$116.32
				CDAA	\$11.93
				DA OFFICE	\$119.31
				GENERAL FUND	\$286.33
08-298		\$1,018.03	5/7/2009	SAN FRANCISCO PD	\$659.15
				15% - 11489	\$99.26
				CDAA	\$10.18
				DA OFFICE	\$101.80
				GENERAL FUND	\$244.33
08-301		\$1,603.03	5/7/2009	SAN FRANCISCO PD	\$562.46
				15% - 11489	\$156.30
				CDAA	\$16.03
				DA OFFICE	\$160.30
				GENERAL FUND	\$384.73
09-001		\$687.03	5/7/2009	SAN FRANCISCO PD	\$885.67
				15% - 11489	\$66.99
				CDAA	\$6.87
				DA OFFICE	\$68.70
				GENERAL FUND	\$164.89
09-002		\$569.03	5/7/2009	SAN FRANCISCO PD	\$379.58
				15% - 11489	\$55.48
				CDAA	\$5.69
				DA OFFICE	\$56.90
				GENERAL FUND	\$136.57
09-003		\$500.03	4/23/2009	SAN FRANCISCO PD	\$314.39
				15% - 11489	\$48.75
				CDAA	\$5.00
				DA OFFICE	\$50.00
				GENERAL FUND	\$120.01
09-004		\$1,341.03	4/23/2009	SAN FRANCISCO PD	\$276.27
				15% - 11489	\$130.75
				CDAA	\$13.41
				DA OFFICE	\$134.10



State of California
ASSET FORFEITURE REPORT - 2009

Table 3

Admin Number	Docket Number	Amount Forfeited	Date Disbursed	Recipient	Amount Disbursed
				GENERAL FUND	\$321.85
				SAN FRANCISCO PD	\$740.92
09-005		\$1,455.03	4/23/2009	15% - 11489	\$141.87
				CDA A	\$14.55
				DA OFFICE	\$145.50
				GENERAL FUND	\$349.21
				SAN FRANCISCO PD	\$803.90
09-007		\$20,924.04	4/23/2009	15% - 11489	\$2,040.09
				CDA A	\$209.24
				DA OFFICE	\$2,092.41
				GENERAL FUND	\$5,021.77
				SAN FRANCISCO PD	\$11,560.53
09-008		\$1,455.03	4/23/2009	15% - 11489	\$141.87
				CDA A	\$14.55
				DA OFFICE	\$145.50
				GENERAL FUND	\$349.21
				SAN FRANCISCO PD	\$803.90
09-010		\$1,050.03	4/23/2009	15% - 11489	\$102.38
				CDA A	\$10.50
				DA OFFICE	\$105.00
				GENERAL FUND	\$252.01
				SAN FRANCISCO PD	\$580.14
09-011		\$8,988.04	4/23/2009	15% - 11489	\$876.33
				CDA A	\$89.88
				DA OFFICE	\$898.81
				GENERAL FUND	\$2,157.13
				SAN FRANCISCO PD	\$4,965.89
09-013		\$795.03	4/23/2009	15% - 11489	\$77.52
				CDA A	\$7.95
				DA OFFICE	\$79.50
				GENERAL FUND	\$190.81
				SAN FRANCISCO PD	\$439.25
09-014		\$7,682.03	10/29/2009	15% - 11489	\$749.00
				CDA A	\$76.82
				DA OFFICE	\$768.20
				GENERAL FUND	\$1,843.69
				SAN FRANCISCO PD	\$4,244.32
09-015		\$2,447.05	5/28/2009	15% - 11489	\$238.59
				CDA A	\$24.47



State of California
ASSET FORFEITURE REPORT - 2009

Table 3

Admin Number	Docket Number	Amount Forfeited	Date Disbursed	Recipient	Amount Disbursed
				DA OFFICE	\$244.70
				GENERAL FUND	\$587.29
				SAN FRANCISCO PD	\$1,352.00
09-016		\$663.03	4/23/2009		
				15% - 11489	\$64.65
				CDA A	\$6.63
				DA OFFICE	\$66.30
				GENERAL FUND	\$159.13
				SAN FRANCISCO PD	\$366.32
09-017		\$1,231.03	4/23/2009		
				15% - 11489	\$120.03
				CDA A	\$12.31
				DA OFFICE	\$123.10
				GENERAL FUND	\$295.45
				SAN FRANCISCO PD	\$680.14
09-018		\$1,199.81	4/23/2009		
				15% - 11489	\$116.98
				CDA A	\$12.00
				DA OFFICE	\$119.98
				GENERAL FUND	\$287.95
				SAN FRANCISCO PD	\$662.90
09-019		\$591.03	5/28/2009		
				15% - 11489	\$57.63
				CDA A	\$5.91
				DA OFFICE	\$59.10
				GENERAL FUND	\$141.85
				SAN FRANCISCO PD	\$326.54
09-020		\$891.03	4/23/2009		
				15% - 11489	\$86.88
				CDA A	\$8.91
				DA OFFICE	\$89.10
				GENERAL FUND	\$213.85
				SAN FRANCISCO PD	\$492.29
09-024		\$784.03	4/23/2009		
				15% - 11489	\$76.44
				CDA A	\$7.84
				DA OFFICE	\$78.40
				GENERAL FUND	\$188.17
				SAN FRANCISCO PD	\$433.18
09-025		\$665.03	4/23/2009		
				15% - 11489	\$64.84
				CDA A	\$6.65
				DA OFFICE	\$66.50
				GENERAL FUND	\$159.61
				SAN FRANCISCO PD	\$367.43
09-027		\$616.03	4/23/2009		
				15% - 11489	\$60.06



State of California
ASSET FORFEITURE REPORT - 2009

Table 3

Admin Number	Docket Number	Amount Forfeited	Date Disbursed	Recipient	Amount Disbursed
				CDAA	\$6.16
				DA OFFICE	\$61.60
				GENERAL FUND	\$147.85
				SAN FRANCISCO PD	\$340.36
09-028		\$758.04	4/23/2009		
				15% - 11489	\$73.91
				CDAA	\$7.58
				DA OFFICE	\$75.80
				GENERAL FUND	\$181.93
				SAN FRANCISCO PD	\$418.82
09-030		\$2,403.03	4/23/2009		
				15% - 11489	\$234.30
				CDAA	\$24.03
				DA OFFICE	\$240.30
				GENERAL FUND	\$576.73
				SAN FRANCISCO PD	\$1,327.67
09-031		\$743.03	4/23/2009		
				15% - 11489	\$72.45
				CDAA	\$7.43
				DA OFFICE	\$74.30
				GENERAL FUND	\$178.33
				SAN FRANCISCO PD	\$410.52
09-035		\$1,571.12	5/28/2009		
				15% - 11489	\$153.18
				CDAA	\$15.71
				DA OFFICE	\$157.12
				GENERAL FUND	\$377.07
				SAN FRANCISCO PD	\$868.04
09-037		\$831.12	5/28/2009		
				15% - 11489	\$81.03
				CDAA	\$8.31
				DA OFFICE	\$83.12
				GENERAL FUND	\$199.47
				SAN FRANCISCO PD	\$459.19
09-039A		\$9,479.44	6/11/2009		
				15% - 11489	\$924.25
				CDAA	\$94.79
				DA OFFICE	\$947.94
				GENERAL FUND	\$2,275.07
				SAN FRANCISCO PD	\$5,237.39
09-039B		\$10,624.65	9/23/2009		
				15% - 11489	\$1,035.90
				CDAA	\$106.25
				DA OFFICE	\$1,062.46
				GENERAL FUND	\$2,549.92
				SAN FRANCISCO PD	\$5,870.12



State of California
ASSET FORFEITURE REPORT - 2009

Table 3

Admin Number	Docket Number	Amount Forfeited	Date Disbursed	Recipient	Amount Disbursed
09-040		\$902.12	5/28/2009	15% - 11489	\$87.96
				CDA A	\$9.02
				DA OFFICE	\$90.21
				GENERAL FUND	\$216.51
				SAN FRANCISCO PD	\$498.42
09-045		\$3,183.17	10/30/2009	15% - 11489	\$310.36
				CDA A	\$31.83
				DA OFFICE	\$318.32
				GENERAL FUND	\$763.96
				SAN FRANCISCO PD	\$1,758.70
09-048		\$926.12	10/30/2009	15% - 11489	\$90.30
				CDA A	\$9.26
				DA OFFICE	\$92.61
				GENERAL FUND	\$222.27
				SAN FRANCISCO PD	\$511.68
09-052		\$470.19	6/11/2009	15% - 11489	\$45.84
				CDA A	\$4.70
				DA OFFICE	\$47.02
				GENERAL FUND	\$112.85
				SAN FRANCISCO PD	\$259.78
09-053		\$1,474.19	9/17/2009	15% - 11489	\$143.73
				CDA A	\$14.74
				DA OFFICE	\$147.42
				GENERAL FUND	\$353.81
				SAN FRANCISCO PD	\$814.49
09-054		\$1,067.19	10/15/2009	15% - 11489	\$104.05
				CDA A	\$10.67
				DA OFFICE	\$106.72
				GENERAL FUND	\$256.13
				SAN FRANCISCO PD	\$589.62
09-057		\$820.61	11/19/2009	15% - 11489	\$80.01
				CDA A	\$8.21
				DA OFFICE	\$82.05
				GENERAL FUND	\$196.95
				SAN FRANCISCO PD	\$453.39
09-058		\$10,857.25	6/11/2009	15% - 11489	\$1,058.58
				CDA A	\$108.57
				DA OFFICE	\$1,085.73
				GENERAL FUND	\$2,605.74



State of California
ASSET FORFEITURE REPORT - 2009

Table 3

Admin Number	Docket Number	Amount Forfeited	Date Disbursed	Recipient	Amount Disbursed
09-060		\$1,631.12	5/28/2009	SAN FRANCISCO PD	\$5,998.63
				15% - 11489	\$159.03
				CDAA	\$16.31
				DA OFFICE	\$163.12
				GENERAL FUND	\$391.47
09-061		\$2,105.12	5/28/2009	SAN FRANCISCO PD	\$901.19
				15% - 11489	\$205.25
				CDAA	\$21.05
				DA OFFICE	\$210.51
				GENERAL FUND	\$505.23
09-063		\$550.12	5/28/2009	SAN FRANCISCO PD	\$1,163.08
				15% - 11489	\$53.64
				CDAA	\$5.50
				DA OFFICE	\$55.01
				GENERAL FUND	\$132.03
09-064		\$1,578.19	6/11/2009	SAN FRANCISCO PD	\$303.94
				15% - 11489	\$153.87
				CDAA	\$15.78
				DA OFFICE	\$157.82
				GENERAL FUND	\$378.77
09-065		\$4,666.19	6/11/2009	SAN FRANCISCO PD	\$871.95
				15% - 11489	\$454.95
				CDAA	\$46.66
				DA OFFICE	\$466.62
				GENERAL FUND	\$1,119.89
09-066		\$7,782.12	5/28/2009	SAN FRANCISCO PD	\$2,578.07
				15% - 11489	\$758.76
				CDAA	\$77.82
				DA OFFICE	\$778.21
				GENERAL FUND	\$1,867.71
09-068		\$784.55	7/16/2009	SAN FRANCISCO PD	\$4,299.62
				15% - 11489	\$76.49
				CDAA	\$7.85
				CHP	\$433.46
				DA OFFICE	\$78.46
09-069		\$1,036.19	6/11/2009	GENERAL FUND	\$188.29
				15% - 11489	\$101.03
				CDAA	\$10.36
				DA OFFICE	\$103.62



State of California
ASSET FORFEITURE REPORT - 2009

Table 3

Admin Number	Docket Number	Amount Forfeited	Date Disbursed	Recipient	Amount Disbursed
				GENERAL FUND	\$248.69
				SAN FRANCISCO PD	\$572.49
09-071		\$674.19	6/11/2009	15% - 11489	\$65.73
				CDA A	\$6.74
				DA OFFICE	\$67.42
				GENERAL FUND	\$161.81
				SAN FRANCISCO PD	\$372.49
09-074		\$872.19	11/19/2009	15% - 11489	\$85.04
				CDA A	\$8.72
				DA OFFICE	\$87.22
				GENERAL FUND	\$209.33
				SAN FRANCISCO PD	\$481.88
09-075		\$713.19	6/11/2009	15% - 11489	\$69.54
				CDA A	\$7.13
				DA OFFICE	\$71.31
				GENERAL FUND	\$171.17
				SAN FRANCISCO PD	\$394.04
09-077		\$1,549.19	8/18/2009	15% - 11489	\$151.05
				CDA A	\$15.49
				DA OFFICE	\$154.91
				GENERAL FUND	\$371.81
				SAN FRANCISCO PD	\$855.93
09-079		\$871.55	6/30/2009	15% - 11489	\$84.98
				CDA A	\$8.72
				DA OFFICE	\$87.15
				GENERAL FUND	\$209.17
				SAN FRANCISCO PD	\$481.53
09-080		\$9,334.55	12/17/2009	15% - 11489	\$910.12
				CDA A	\$93.35
				DA OFFICE	\$933.45
				GENERAL FUND	\$2,240.29
				MILWAUKEE PD	\$2,578.67
				SAN FRANCISCO PD	\$2,578.67
09-082		\$802.55	6/30/2009	15% - 11489	\$78.25
				CDA A	\$8.03
				DA OFFICE	\$80.25
				GENERAL FUND	\$192.61
				SAN FRANCISCO PD	\$443.41
09-083		\$1,029.31	7/16/2009	15% - 11489	\$100.36



State of California
ASSET FORFEITURE REPORT - 2009

Table 3

Admin Number	Docket Number	Amount Forfeited	Date Disbursed	Recipient	Amount Disbursed
				CDAA	\$10.29
				DA OFFICE	\$102.94
				GENERAL FUND	\$247.03
				SAN FRANCISCO PD	\$568.69
09-084		\$616.55	10/29/2009		
				15% - 11489	\$60.11
				CDAA	\$6.17
				DA OFFICE	\$61.66
				GENERAL FUND	\$147.97
				SAN FRANCISCO PD	\$340.64
09-085		\$9,581.55	6/30/2009		
				15% - 11489	\$934.20
				CDAA	\$95.82
				DA OFFICE	\$958.15
				GENERAL FUND	\$2,299.57
				SAN FRANCISCO PD	\$5,293.81
09-087		\$423.55	8/18/2009		
				15% - 11489	\$41.30
				CDAA	\$4.24
				DA OFFICE	\$42.35
				GENERAL FUND	\$101.65
				SAN FRANCISCO PD	\$234.01
09-090		\$551.55	10/15/2009		
				15% - 11489	\$53.78
				CDAA	\$5.52
				DA OFFICE	\$55.15
				GENERAL FUND	\$132.37
				SAN FRANCISCO PD	\$304.73
09-092		\$1,268.55	7/16/2009		
				15% - 11489	\$123.68
				CDAA	\$12.69
				DA OFFICE	\$126.86
				GENERAL FUND	\$304.45
				SAN FRANCISCO PD	\$700.87
09-093		\$402.55	6/30/2009		
				15% - 11489	\$39.25
				CDAA	\$4.03
				DA OFFICE	\$40.25
				GENERAL FUND	\$96.61
				SAN FRANCISCO PD	\$222.41
09-094		\$1,951.55	6/30/2009		
				15% - 11489	\$190.28
				CDAA	\$19.52
				DA OFFICE	\$195.15
				GENERAL FUND	\$468.37
				SAN FRANCISCO PD	\$1,078.23



State of California
ASSET FORFEITURE REPORT - 2009

Table 3

Admin Number	Docket Number	Amount Forfeited	Date Disbursed	Recipient	Amount Disbursed
09-095		\$14,306.07	6/30/2009	15% - 11489	\$1,394.84
				CDA	\$143.06
				DA OFFICE	\$1,430.61
				GENERAL FUND	\$3,433.46
				SAN FRANCISCO PD	\$7,904.10
09-101		\$5,931.55	7/16/2009	15% - 11489	\$578.33
				CDA	\$59.32
				DA OFFICE	\$593.15
				GENERAL FUND	\$1,423.57
				SAN FRANCISCO PD	\$3,277.18
09-104		\$727.61	7/28/2009	15% - 11489	\$70.94
				CDA	\$7.28
				DA OFFICE	\$72.76
				GENERAL FUND	\$174.63
				SAN FRANCISCO PD	\$402.00
09-106		\$776.61	9/17/2009	15% - 11489	\$75.72
				CDA	\$7.77
				DA OFFICE	\$77.65
				GENERAL FUND	\$186.39
				SAN FRANCISCO PD	\$429.08
09-107		\$773.61	7/28/2009	15% - 11489	\$75.43
				CDA	\$7.74
				DA OFFICE	\$77.35
				GENERAL FUND	\$185.67
				SAN FRANCISCO PD	\$427.42
09-108		\$1,214.25	7/28/2009	15% - 11489	\$118.39
				CDA	\$12.14
				DA OFFICE	\$121.43
				GENERAL FUND	\$291.42
				SAN FRANCISCO PD	\$670.87
09-109		\$1,097.61	7/28/2009	15% - 11489	\$107.02
				CDA	\$10.98
				DA OFFICE	\$109.75
				GENERAL FUND	\$263.43
				SAN FRANCISCO PD	\$606.43
09-113		\$889.61	11/19/2009	15% - 11489	\$86.74
				CDA	\$8.90
				DA OFFICE	\$88.95
				GENERAL FUND	\$213.51



State of California
ASSET FORFEITURE REPORT - 2009

Table 3

Admin Number	Docket Number	Amount Forfeited	Date Disbursed	Recipient	Amount Disbursed
09-114		\$2,747.82	9/17/2009	SAN FRANCISCO PD	\$491.51
				15% - 11489	\$267.91
				CDAA	\$27.48
				DA OFFICE	\$274.78
				GENERAL FUND	\$659.48
09-115		\$4,790.61	7/28/2009	SAN FRANCISCO PD	\$1,518.17
				15% - 11489	\$467.08
				CDAA	\$47.91
				DA OFFICE	\$479.06
				GENERAL FUND	\$1,149.75
09-116		\$1,900.61	7/28/2009	SAN FRANCISCO PD	\$2,646.81
				15% - 11489	\$185.31
				CDAA	\$19.01
				DA OFFICE	\$190.05
				GENERAL FUND	\$456.15
09-117		\$577.61	7/28/2009	SAN FRANCISCO PD	\$1,050.09
				15% - 11489	\$56.32
				CDAA	\$5.78
				DA OFFICE	\$57.75
				GENERAL FUND	\$138.63
09-121		\$3,220.61	7/28/2009	SAN FRANCISCO PD	\$319.13
				15% - 11489	\$314.01
				CDAA	\$32.21
				DA OFFICE	\$322.05
				GENERAL FUND	\$772.95
09-123		\$556.61	7/28/2009	SAN FRANCISCO PD	\$1,779.39
				15% - 11489	\$54.27
				CDAA	\$5.57
				DA OFFICE	\$55.65
				GENERAL FUND	\$133.59
09-133		\$767.80	10/15/2009	SAN FRANCISCO PD	\$307.53
				15% - 11489	\$74.86
				CDAA	\$7.68
				DA OFFICE	\$76.78
				GENERAL FUND	\$184.27
09-135		\$2,144.80	10/15/2009	SAN FRANCISCO PD	\$424.21
				15% - 11489	\$209.12
				CDAA	\$21.45
				DA OFFICE	\$214.48



State of California
ASSET FORFEITURE REPORT - 2009

Table 3

Admin Number	Docket Number	Amount Forfeited	Date Disbursed	Recipient	Amount Disbursed
				GENERAL FUND	\$514.75
				SAN FRANCISCO PD	\$1,185.00
09-136		\$1,601.80	10/15/2009	15% - 11489	\$156.18
				CDA A	\$16.02
				DA OFFICE	\$160.18
				GENERAL FUND	\$384.43
				SAN FRANCISCO PD	\$884.99
09-142		\$9,839.80	10/15/2009	15% - 11489	\$959.38
				CDA A	\$98.40
				CHP	\$2,718.24
				DA OFFICE	\$983.99
				GENERAL FUND	\$2,361.55
				SAN FRANCISCO PD	\$2,718.24
09-143		\$928.80	10/29/2009	15% - 11489	\$90.56
				CDA A	\$9.29
				DA OFFICE	\$92.88
				GENERAL FUND	\$222.91
				SAN FRANCISCO PD	\$513.16
09-146		\$1,257.80	10/15/2009	15% - 11489	\$122.64
				CDA A	\$12.58
				DA OFFICE	\$125.78
				GENERAL FUND	\$301.87
				SAN FRANCISCO PD	\$694.93
09-147		\$5,829.80	11/19/2009	15% - 11489	\$568.41
				CDA A	\$58.30
				DA OFFICE	\$582.98
				GENERAL FUND	\$1,399.15
				SAN FRANCISCO PD	\$3,220.96
09-148		\$657.80	10/15/2009	15% - 11489	\$64.14
				CDA A	\$6.58
				DA OFFICE	\$65.78
				GENERAL FUND	\$157.87
				SAN FRANCISCO PD	\$363.43
09-149		\$1,389.80	11/19/2009	15% - 11489	\$135.51
				CDA A	\$13.90
				DA OFFICE	\$138.98
				GENERAL FUND	\$333.55
				SAN FRANCISCO PD	\$767.86
09-150		\$5,222.80	11/19/2009	15% - 11489	\$509.22



State of California
ASSET FORFEITURE REPORT - 2009

Table 3

Admin Number	Docket Number	Amount Forfeited	Date Disbursed	Recipient	Amount Disbursed
				CDA A	\$52.23
				DA OFFICE	\$522.28
				GENERAL FUND	\$1,253.47
				SAN FRANCISCO PD	\$2,885.60
09-153		\$681.89	11/19/2009		
				15% - 11489	\$66.48
				CDA A	\$6.82
				DA OFFICE	\$68.20
				GENERAL FUND	\$163.65
				SAN FRANCISCO PD	\$376.74
09-155		\$890.89	12/17/2009		
				15% - 11489	\$86.86
				CDA A	\$8.91
				DA OFFICE	\$89.09
				GENERAL FUND	\$213.81
				SAN FRANCISCO PD	\$492.22
09-158		\$1,005.89	11/19/2009		
				15% - 11489	\$98.07
				CDA A	\$10.06
				DA OFFICE	\$100.60
				GENERAL FUND	\$241.41
				SAN FRANCISCO PD	\$555.75
09-161		\$590.89	11/19/2009		
				15% - 11489	\$57.61
				CDA A	\$5.91
				DA OFFICE	\$59.09
				GENERAL FUND	\$141.81
				SAN FRANCISCO PD	\$326.47
09-171		\$628.89	11/19/2009		
				15% - 11489	\$61.32
				CDA A	\$6.29
				DA OFFICE	\$62.89
				GENERAL FUND	\$150.93
				SAN FRANCISCO PD	\$347.46
09-173		\$1,849.05	11/19/2009		
				15% - 11489	\$180.28
				CDA A	\$18.49
				DA OFFICE	\$184.91
				GENERAL FUND	\$443.77
				SAN FRANCISCO PD	\$1,021.60
09-176		\$847.89	11/19/2009		
				15% - 11489	\$82.67
				CDA A	\$8.48
				DA OFFICE	\$84.79
				GENERAL FUND	\$203.49
				SAN FRANCISCO PD	\$468.46



State of California
ASSET FORFEITURE REPORT - 2009

Table 3

Admin Number	Docket Number	Amount Forfeited	Date Disbursed	Recipient	Amount Disbursed
09-178		\$788.89	11/19/2009	15% - 11489	\$76.92
				CDA A	\$7.89
				DA OFFICE	\$78.89
				GENERAL FUND	\$189.33
				SAN FRANCISCO PD	\$435.86
09-180		\$509.89	11/19/2009	15% - 11489	\$49.71
				CDA A	\$5.10
				DA OFFICE	\$51.00
				GENERAL FUND	\$122.37
				SAN FRANCISCO PD	\$281.71
09-181		\$525.89	11/19/2009	15% - 11489	\$51.27
				CDA A	\$5.26
				DA OFFICE	\$52.60
				GENERAL FUND	\$126.21
				SAN FRANCISCO PD	\$290.55
09-182		\$898.89	11/19/2009	15% - 11489	\$87.64
				CDA A	\$8.99
				DA OFFICE	\$89.89
				GENERAL FUND	\$215.73
				SAN FRANCISCO PD	\$496.64
09-185		\$1,325.89	11/19/2009	15% - 11489	\$129.27
				CDA A	\$13.26
				DA OFFICE	\$132.60
				GENERAL FUND	\$318.21
				SAN FRANCISCO PD	\$732.55
09-195		\$1,043.89	11/19/2009	15% - 11489	\$101.78
				CDA A	\$10.44
				DA OFFICE	\$104.39
				GENERAL FUND	\$250.53
				SAN FRANCISCO PD	\$576.75
09-197		\$608.55	12/17/2009	15% - 11489	\$59.33
				CDA A	\$6.09
				DA OFFICE	\$60.86
				GENERAL FUND	\$146.05
				SAN FRANCISCO PD	\$336.22
09-199		\$490.40	12/17/2009	15% - 11489	\$47.81
				CDA A	\$4.90
				DA OFFICE	\$49.04
				GENERAL FUND	\$117.70



State of California
ASSET FORFEITURE REPORT - 2009

Table 3

Admin Number	Docket Number	Amount Forfeited	Date Disbursed	Recipient	Amount Disbursed
09-203		\$527.55	12/17/2009	SAN FRANCISCO PD	\$270.95
				15% - 11489	\$51.44
				CDAA	\$5.28
				DA OFFICE	\$52.75
				GENERAL FUND	\$126.61
09-204		\$1,101.55	12/17/2009	SAN FRANCISCO PD	\$291.47
				15% - 11489	\$107.40
				CDAA	\$11.02
				DA OFFICE	\$110.15
				GENERAL FUND	\$264.37
09-206		\$6,290.55	12/17/2009	SAN FRANCISCO PD	\$608.61
				15% - 11489	\$613.33
				CDAA	\$62.91
				DA OFFICE	\$629.05
				GENERAL FUND	\$1,509.73
09-208		\$680.55	12/17/2009	SAN FRANCISCO PD	\$3,475.53
				15% - 11489	\$66.35
				CDAA	\$6.81
				DA OFFICE	\$68.06
				GENERAL FUND	\$163.33
09-209		\$781.55	12/17/2009	SAN FRANCISCO PD	\$376.00
				15% - 11489	\$76.20
				CDAA	\$7.82
				DA OFFICE	\$78.15
				GENERAL FUND	\$187.57
09-217		\$913.55	12/17/2009	SAN FRANCISCO PD	\$431.81
				15% - 11489	\$89.07
				CDAA	\$9.14
				DA OFFICE	\$91.35
				GENERAL FUND	\$219.25
09-223		\$575.55	12/17/2009	SAN FRANCISCO PD	\$504.74
				15% - 11489	\$56.12
				CDAA	\$5.76
				DA OFFICE	\$57.55
				GENERAL FUND	\$138.13
09-227		\$1,103.40	12/17/2009	SAN FRANCISCO PD	\$317.99
				15% - 11489	\$107.58
				CDAA	\$11.03
				DA OFFICE	\$110.34



State of California
ASSET FORFEITURE REPORT - 2009

Table 3

Admin Number	Docket Number	Amount Forfeited	Date Disbursed	Recipient	Amount Disbursed
				GENERAL FUND	\$264.82
				SAN FRANCISCO PD	\$609.63
09-228		\$2,285.55	12/17/2009	15% - 11489	\$222.84
				CDA A	\$22.86
				DA OFFICE	\$228.55
				GENERAL FUND	\$548.53
				SAN FRANCISCO PD	\$1,262.77
09-229		\$1,630.55	12/17/2009	15% - 11489	\$158.98
				CDA A	\$16.31
				DA OFFICE	\$163.05
				GENERAL FUND	\$391.33
				SAN FRANCISCO PD	\$900.88
09-230		\$751.05	12/17/2009	15% - 11489	\$73.23
				CDA A	\$7.51
				DA OFFICE	\$75.10
				GENERAL FUND	\$180.25
				SAN FRANCISCO PD	\$414.96
96-142		\$881.03	2/27/2009	15% - 11489	\$85.90
				CDA A	\$8.81
				DA OFFICE	\$88.10
				GENERAL FUND	\$211.45
				SAN FRANCISCO PD	\$486.77
96-177		\$388.03	2/27/2009	15% - 11489	\$37.83
				CDA A	\$3.88
				DA OFFICE	\$38.80
				GENERAL FUND	\$93.13
				SAN FRANCISCO PD	\$214.39
98-136		\$517.45	10/30/2009	15% - 11489	\$50.45
				CDA A	\$5.17
				DA OFFICE	\$51.75
				GENERAL FUND	\$124.19
				SAN FRANCISCO PD	\$285.89
SAN FRANCISCO					\$603,509.78



State of California
ASSET FORFEITURE REPORT - 2009

Table 3

Admin Number	Docket Number	Amount Forfeited	Date Disbursed	Recipient	Amount Disbursed
SAN JOAQUIN					
AF00-0006	1999-0266	\$21,886.73	11/23/2009	15% - 11489	\$2,133.96
				CDAA	\$218.87
				DA OFFICE	\$2,188.66
				GENERAL FUND	\$5,252.82
				TF SAN JOAQUIN CO NTF	\$12,092.42
AF00-0056	2000-11908	\$334.72	4/15/2009	15% - 11489	\$32.64
				CDAA	\$3.35
				DA OFFICE	\$33.47
				GENERAL FUND	\$80.33
				MANTECA PD	\$184.93
AF01-0036	2001-550	\$5,631.78	11/23/2009	15% - 11489	\$549.10
				CDAA	\$56.32
				DA OFFICE	\$563.17
				GENERAL FUND	\$1,351.63
				RIPON PD	\$3,111.56
AF01-0047	2001-11862	\$1,138.95	11/23/2009	15% - 11489	\$111.05
				CDAA	\$11.39
				DA OFFICE	\$113.89
				GENERAL FUND	\$273.35
				MANTECA PD	\$629.27
AF01-0073	2001-20970	\$5,494.13	11/23/2009	15% - 11489	\$535.68
				CDAA	\$54.94
				DA OFFICE	\$549.41
				GENERAL FUND	\$1,318.59
				SAN JOAQUIN CO SO	\$3,035.51
AF02-0001	2002-4921	\$54,313.15	11/23/2009	15% - 11489	\$5,295.53
				CDAA	\$543.13
				DA OFFICE	\$5,431.31
				GENERAL FUND	\$13,035.16
				LODI PD	\$30,008.02
AF02-0034	2002-63	\$9,265.07	11/23/2009	15% - 11489	\$903.34
				CDAA	\$92.65
				DA OFFICE	\$926.51
				GENERAL FUND	\$2,223.62
				TF SAN JOAQUIN CO NTF	\$5,118.95
AF02-0065	2002-29598	\$3,219.40	4/15/2009	15% - 11489	\$313.89
				CDAA	\$32.19
				DA OFFICE	\$321.94



State of California
ASSET FORFEITURE REPORT - 2009

Table 3

Admin Number	Docket Number	Amount Forfeited	Date Disbursed	Recipient	Amount Disbursed
				GENERAL FUND	\$772.66
				TF SAN JOAQUIN CO NTF	\$1,778.72
AF03-0006	2002-179	\$1,102.04	2/19/2009	15% - 11489	\$107.45
				CDA A	\$11.02
				DA OFFICE	\$110.20
				GENERAL FUND	\$264.49
				TF SAN JOAQUIN CO NTF	\$608.88
AF03-0017	2003-9170	\$614.46	11/23/2009	15% - 11489	\$59.91
				CDA A	\$6.14
				DA OFFICE	\$61.45
				GENERAL FUND	\$147.47
				MANTECA PD	\$339.49
AF03-0048	2003-13075	\$3,175.16	6/23/2009	15% - 11489	\$309.58
				CDA A	\$31.75
				DA OFFICE	\$317.51
				GENERAL FUND	\$762.04
				LODI PD	\$1,754.28
AF03-0056	2003-15052	\$2,632.16	4/14/2009	15% - 11489	\$256.64
				CDA A	\$26.32
				DA OFFICE	\$263.21
				GENERAL FUND	\$631.72
				LODI PD	\$1,454.27
AF04-0009	2004-4736	\$4,058.87	9/25/2009	15% - 11489	\$395.74
				CDA A	\$40.59
				DA OFFICE	\$405.88
				GENERAL FUND	\$974.13
				TF SAN JOAQUIN CO NTF	\$2,242.53
AF04-0029	2004-12548	\$3,736.36	11/23/2009	15% - 11489	\$364.30
				CDA A	\$37.36
				DA OFFICE	\$373.63
				GENERAL FUND	\$896.73
				MANTECA PD	\$2,064.34
AF04-0058	2004-23869	\$527.02	11/23/2009	15% - 11489	\$51.38
				CDA A	\$5.27
				DA OFFICE	\$52.71
				GENERAL FUND	\$126.48
				TF SAN JOAQUIN CO NTF	\$291.18
AF04-0076	2004-46296	\$3,148.73	11/23/2009	15% - 11489	\$307.00
				CDA A	\$31.49



State of California
ASSET FORFEITURE REPORT - 2009

Table 3

Admin Number	Docket Number	Amount Forfeited	Date Disbursed	Recipient	Amount Disbursed
				DA OFFICE	\$314.87
				GENERAL FUND	\$755.70
				STOCKTON PD	\$1,739.67
AF04-0079	2004-62836	\$513.29	11/23/2009		
				15% - 11489	\$50.05
				CDA A	\$5.13
				DA OFFICE	\$51.33
				GENERAL FUND	\$123.19
				STOCKTON PD	\$283.59
AF05-0005	2004-9556	\$492.60	11/23/2009		
				15% - 11489	\$48.03
				CDA A	\$4.93
				DA OFFICE	\$49.26
				GENERAL FUND	\$118.22
				TRACY PD	\$272.16
AF05-0008	2005-708	\$3,496.73	6/23/2009		
				15% - 11489	\$340.93
				CDA A	\$34.97
				DA OFFICE	\$349.67
				GENERAL FUND	\$839.22
				SAN JOAQUIN CO SO	\$1,931.94
AF05-0009	2004-11699	\$228.98	11/23/2009		
				15% - 11489	\$22.33
				CDA A	\$2.29
				DA OFFICE	\$22.89
				GENERAL FUND	\$54.96
				TRACY PD	\$126.51
AF05-0024	2005-7421	\$219.21	4/15/2009		
				15% - 11489	\$21.37
				CDA A	\$2.19
				DA OFFICE	\$21.93
				GENERAL FUND	\$52.61
				SAN JOAQUIN CO SO	\$121.11
AF05-0071	2005-36689	\$453.91	11/23/2009		
				15% - 11489	\$44.26
				CDA A	\$4.54
				DA OFFICE	\$45.38
				GENERAL FUND	\$108.94
				STOCKTON PD	\$250.79
AF05-0072	2005-39245	\$6,609.36	11/23/2009		
				15% - 11489	\$644.41
				CDA A	\$66.09
				DA OFFICE	\$660.94
				GENERAL FUND	\$1,586.25
				STOCKTON PD	\$3,651.67
AF05-0078	2005-22516	\$1,055.95	2/19/2009		
				15% - 11489	\$102.96



State of California
ASSET FORFEITURE REPORT - 2009

Table 3

Admin Number	Docket Number	Amount Forfeited	Date Disbursed	Recipient	Amount Disbursed
				CDAA	\$10.56
				DA OFFICE	\$105.59
				GENERAL FUND	\$253.43
				MANTECA PD	\$583.41
AF06-0007	2005-0068	\$5,729.74	4/15/2009		
				15% - 11489	\$558.65
				CDAA	\$57.30
				DA OFFICE	\$572.97
				GENERAL FUND	\$1,375.14
					\$3,165.68
AF06-0008	2005-33066	\$6,424.01	4/15/2009		
				15% - 11489	\$626.34
				CDAA	\$64.24
				DA OFFICE	\$642.40
				GENERAL FUND	\$1,541.76
				SAN JOAQUIN CO SO	\$3,549.27
AF06-0018	2006-867	\$598.03	6/23/2009		
				15% - 11489	\$58.31
				CDAA	\$5.98
				DA OFFICE	\$59.80
				GENERAL FUND	\$143.53
				STOCKTON PD	\$330.41
AF06-0019	2006-1398	\$4,542.64	6/23/2009		
				15% - 11489	\$442.91
				CDAA	\$45.43
				DA OFFICE	\$454.26
				GENERAL FUND	\$1,090.23
				STOCKTON PD	\$2,509.81
AF06-0028	2005-39683	\$957.95	11/23/2009		
				15% - 11489	\$93.40
				CDAA	\$9.58
				DA OFFICE	\$95.79
				GENERAL FUND	\$229.91
				MANTECA PD	\$529.27
AF06-0041	2006-4607	\$397.31	6/23/2009		
				15% - 11489	\$38.74
				CDAA	\$3.97
				DA OFFICE	\$39.74
				GENERAL FUND	\$95.35
				STOCKTON PD	\$219.51
AF06-0063	2006-6261	\$1,033.07	6/23/2009		
				15% - 11489	\$100.72
				CDAA	\$10.33
				DA OFFICE	\$103.31
				GENERAL FUND	\$247.94
				LODI PD	\$570.77



State of California
ASSET FORFEITURE REPORT - 2009

Table 3

Admin Number	Docket Number	Amount Forfeited	Date Disbursed	Recipient	Amount Disbursed
AF06-0093	2006-5495	\$355.25	6/23/2009	15% - 11489	\$34.64
				CDA A	\$3.55
				DA OFFICE	\$35.52
				GENERAL FUND	\$85.26
				TRACY PD	\$196.28
AF06-0101	2006-19627	\$4,150.31	11/23/2009	15% - 11489	\$404.66
				CDA A	\$41.50
				DA OFFICE	\$415.03
				GENERAL FUND	\$996.07
				TF SAN JOAQUIN CO NTF	\$2,293.05
AF06-0102	2006-29023	\$2,975.99	4/15/2009	15% - 11489	\$290.16
				CDA A	\$29.76
				DA OFFICE	\$297.60
				GENERAL FUND	\$714.24
				MANTECA PD	\$1,644.23
AF06-0111	2006-34839	\$379.42	6/23/2009	15% - 11489	\$36.99
				CDA A	\$3.79
				DA OFFICE	\$37.95
				GENERAL FUND	\$91.06
				SAN JOAQUIN CO SO	\$209.63
AF06-0144	2006-49302	\$962.43	6/23/2009	15% - 11489	\$93.84
				CDA A	\$9.62
				DA OFFICE	\$96.25
				GENERAL FUND	\$230.98
				STOCKTON PD	\$531.74
AF07-0125	2007-29861	\$18,817.17	4/15/2009	15% - 11489	\$1,834.68
				CDA A	\$188.17
				DA OFFICE	\$1,881.71
				GENERAL FUND	\$4,516.12
				TF SAN JOAQUIN CO NTF	\$10,396.49
AF08-0043	2008-7223	\$2,647.76	9/25/2009	15% - 11489	\$258.16
				CDA A	\$26.48
				DA OFFICE	\$264.77
				GENERAL FUND	\$635.46
				TF SAN JOAQUIN CO NTF	\$1,462.89
AF08-0045	2008-4120	\$9,340.07	4/14/2009	15% - 11489	\$910.66
				CDA A	\$93.40
				DA OFFICE	\$934.00
				GENERAL FUND	\$2,241.62



State of California
ASSET FORFEITURE REPORT - 2009

Table 3

Admin Number	Docket Number	Amount Forfeited	Date Disbursed	Recipient	Amount Disbursed
AF08-0047	2008-14510	\$1,032.30	2/19/2009	LODI PD	\$5,160.39
				15% - 11489	\$100.65
				CDAA	\$10.32
				DA OFFICE	\$103.23
				GENERAL FUND	\$247.75
AF08-0065	2008-30925	\$1,200.99	4/14/2009	STOCKTON PD	\$570.35
				15% - 11489	\$117.10
				CDAA	\$12.01
				DA OFFICE	\$120.09
				GENERAL FUND	\$288.24
AF08-0068	2008-15198	\$2,903.85	2/19/2009	STOCKTON PD	\$663.55
				15% - 11489	\$283.13
				CDAA	\$29.04
				DA OFFICE	\$290.38
				GENERAL FUND	\$696.92
AF08-0077	2008-24392	\$1,903.36	11/10/2009	MANTECA PD	\$1,604.38
				15% - 11489	\$185.58
				CDAA	\$19.03
				DA OFFICE	\$190.33
				GENERAL FUND	\$456.81
AF08-0078	2008-39734	\$1,939.28	2/19/2009	SAN JOAQUIN CO SO	\$1,051.61
				15% - 11489	\$189.08
				CDAA	\$19.39
				DA OFFICE	\$193.93
				GENERAL FUND	\$465.43
AF08-0079	2008-37931	\$607.82	2/19/2009	STOCKTON PD	\$1,071.45
				15% - 11489	\$59.26
				CDAA	\$6.08
				DA OFFICE	\$60.78
				GENERAL FUND	\$145.88
AF08-0083	2008-21423	\$459.75	2/19/2009	STOCKTON PD	\$335.82
				15% - 11489	\$44.83
				CDAA	\$4.60
				DA OFFICE	\$45.97
				GENERAL FUND	\$110.34
AF08-0084	2008-8821	\$912.31	2/19/2009	MANTECA PD	\$254.01
				15% - 11489	\$88.95
				CDAA	\$9.12
				DA OFFICE	\$91.24



State of California
ASSET FORFEITURE REPORT - 2009

Table 3

Admin Number	Docket Number	Amount Forfeited	Date Disbursed	Recipient	Amount Disbursed
				GENERAL FUND	\$218.95
				LODI PD	\$504.05
AF08-0085	2008-8758	\$2,365.27	2/19/2009	15% - 11489	\$230.61
				CDA A	\$23.65
				DA OFFICE	\$236.54
				GENERAL FUND	\$567.66
				LODI PD	\$1,306.81
AF08-0091	2008-41667	\$3,137.82	7/13/2009	15% - 11489	\$305.94
				CDA A	\$31.38
				DA OFFICE	\$313.77
				GENERAL FUND	\$753.08
				STOCKTON PD	\$1,733.65
AF08-0092	2008-46862	\$1,105.35	2/19/2009	15% - 11489	\$107.77
				CDA A	\$11.05
				DA OFFICE	\$110.54
				GENERAL FUND	\$265.28
				STOCKTON PD	\$610.71
AF08-0094	2008-51031	\$2,610.82	11/6/2009	15% - 11489	\$254.55
				CDA A	\$26.11
				DA OFFICE	\$261.08
				GENERAL FUND	\$626.60
				STOCKTON PD	\$1,442.48
AF08-0095	2008-47278	\$762.19	2/19/2009	15% - 11489	\$74.31
				CDA A	\$7.62
				DA OFFICE	\$76.22
				GENERAL FUND	\$182.93
				STOCKTON PD	\$421.11
AF08-0096	2008-51289	\$4,774.99	2/19/2009	15% - 11489	\$465.56
				CDA A	\$47.75
				DA OFFICE	\$477.50
				GENERAL FUND	\$1,146.00
				STOCKTON PD	\$2,638.18
AF08-0097	2008-52986	\$2,045.84	2/19/2009	15% - 11489	\$199.47
				CDA A	\$20.46
				DA OFFICE	\$204.58
				GENERAL FUND	\$491.00
				STOCKTON PD	\$1,130.33
AF08-0098	2008-27620	\$5,120.41	2/19/2009	15% - 11489	\$499.24
				CDA A	\$51.20



State of California
ASSET FORFEITURE REPORT - 2009

Table 3

Admin Number	Docket Number	Amount Forfeited	Date Disbursed	Recipient	Amount Disbursed
				DA OFFICE	\$512.04
				GENERAL FUND	\$1,228.90
				TF SAN JOAQUIN CO NTF	\$2,829.03
AF08-0099	2008-28071	\$7,910.35	2/19/2009	15% - 11489	\$771.26
				CDA A	\$79.10
				DA OFFICE	\$791.04
				GENERAL FUND	\$1,898.48
				MANTECA PD	\$4,370.47
AF08-0101	2008-28813	\$474.40	2/19/2009	15% - 11489	\$46.25
				CDA A	\$4.74
				DA OFFICE	\$47.44
				GENERAL FUND	\$113.86
				MANTECA PD	\$262.11
AF08-0104	2008-27290	\$619.52	2/19/2009	15% - 11489	\$60.40
				CDA A	\$6.20
				DA OFFICE	\$61.96
				GENERAL FUND	\$148.68
				MANTECA PD	\$342.28
AF08-0106	2008-9581	\$90.78	2/19/2009	15% - 11489	\$8.85
				CDA A	\$0.91
				DA OFFICE	\$9.07
				GENERAL FUND	\$21.79
				LODI PD	\$50.16
AF08-0107	2008-10001	\$585.63	11/10/2009	15% - 11489	\$57.10
				CDA A	\$5.86
				DA OFFICE	\$58.56
				GENERAL FUND	\$140.55
				LODI PD	\$323.56
AF08-0108	2008-9254	\$1,457.90	11/10/2009	15% - 11489	\$142.14
				CDA A	\$14.58
				DA OFFICE	\$145.81
				GENERAL FUND	\$349.89
				TRACY PD	\$805.48
AF08-0112	2008-56682	\$2,581.55	7/13/2009	15% - 11489	\$251.70
				CDA A	\$25.82
				DA OFFICE	\$258.15
				GENERAL FUND	\$619.57
				STOCKTON PD	\$1,426.31
AF08-0113	2008-56064	\$1,475.53	7/13/2009	15% - 11489	\$143.86



State of California
ASSET FORFEITURE REPORT - 2009

Table 3

Admin Number	Docket Number	Amount Forfeited	Date Disbursed	Recipient	Amount Disbursed
				CDA A	\$14.76
				DA OFFICE	\$147.55
				GENERAL FUND	\$354.13
				STOCKTON PD	\$815.23
AF08-0114	2008-57527	\$1,163.23	7/13/2009		
				15% - 11489	\$113.41
				CDA A	\$11.63
				DA OFFICE	\$116.33
				GENERAL FUND	\$279.18
				STOCKTON PD	\$642.68
AF08-0116	2008-58408	\$668.32	7/13/2009		
				15% - 11489	\$65.16
				CDA A	\$6.68
				DA OFFICE	\$66.83
				GENERAL FUND	\$160.40
				STOCKTON PD	\$369.25
AF08-0117	2008-10294	\$840.79	7/13/2009		
				15% - 11489	\$81.98
				CDA A	\$8.41
				DA OFFICE	\$84.07
				GENERAL FUND	\$201.79
				LODI PD	\$464.54
AF08-0118	2008-60135	\$840.85	7/13/2009		
				15% - 11489	\$81.98
				CDA A	\$8.41
				DA OFFICE	\$84.09
				GENERAL FUND	\$201.80
				STOCKTON PD	\$464.57
AF08-0119	2008-59724	\$2,156.67	7/13/2009		
				15% - 11489	\$210.28
				CDA A	\$21.57
				DA OFFICE	\$215.66
				GENERAL FUND	\$517.60
				STOCKTON PD	\$1,191.56
AF08-0120	2008-59517	\$792.23	7/13/2009		
				15% - 11489	\$77.24
				CDA A	\$7.92
				DA OFFICE	\$79.22
				GENERAL FUND	\$190.14
				STOCKTON PD	\$437.71
AF08-0123	2008-62242	\$4,755.50	5/15/2009		
				15% - 11489	\$463.66
				CDA A	\$47.56
				DA OFFICE	\$475.55
				GENERAL FUND	\$1,141.32
				STOCKTON PD	\$2,627.41



State of California
ASSET FORFEITURE REPORT - 2009

Table 3

Admin Number	Docket Number	Amount Forfeited	Date Disbursed	Recipient	Amount Disbursed
AF08-0125	2008-63014	\$438.24	5/15/2009	15% - 11489	\$42.73
				CDA A	\$4.38
				DA OFFICE	\$43.82
				GENERAL FUND	\$105.18
				STOCKTON PD	\$242.13
AF08-0126	2008-63004	\$526.65	5/15/2009	15% - 11489	\$51.35
				CDA A	\$5.27
				DA OFFICE	\$52.66
				GENERAL FUND	\$126.40
				STOCKTON PD	\$290.97
AF08-0127	2008-61879	\$3,676.93	5/15/2009	15% - 11489	\$358.50
				CDA A	\$36.77
				DA OFFICE	\$367.70
				GENERAL FUND	\$882.46
				STOCKTON PD	\$2,031.50
AF08-0129	2008-35739	\$2,996.81	7/13/2009	15% - 11489	\$292.19
				CDA A	\$29.97
				DA OFFICE	\$299.68
				GENERAL FUND	\$719.23
				SAN JOAQUIN CO SO	\$1,655.74
AF08-0130	2008-9718	\$427.75	5/15/2009	15% - 11489	\$41.71
				CDA A	\$4.28
				DA OFFICE	\$42.77
				GENERAL FUND	\$102.66
				TRACY PD	\$236.33
AF08-0131	2008-10948	\$1,150.11	5/15/2009	15% - 11489	\$112.15
				CDA A	\$11.50
				DA OFFICE	\$114.92
				GENERAL FUND	\$276.05
				TRACY PD	\$635.49
AF08-0132	2008-11641	\$661.06	5/15/2009	15% - 11489	\$64.45
				CDA A	\$6.61
				DA OFFICE	\$66.11
				GENERAL FUND	\$158.65
				TRACY PD	\$365.24
AF08-0134	2008-10724	\$966.72	5/15/2009	15% - 11489	\$94.26
				CDA A	\$9.67
				DA OFFICE	\$96.67
				GENERAL FUND	\$232.01



State of California
ASSET FORFEITURE REPORT - 2009

Table 3

Admin Number	Docket Number	Amount Forfeited	Date Disbursed	Recipient	Amount Disbursed
AF08-0135	2008-51024	\$691.62	5/15/2009	TRACY PD	\$534.11
				15% - 11489	\$67.43
				CDAA	\$6.92
				DA OFFICE	\$69.16
				GENERAL FUND	\$165.99
AF09-0002	2009-434	\$432.70	7/13/2009	STOCKTON PD	\$382.12
				15% - 11489	\$42.19
				CDAA	\$4.33
				DA OFFICE	\$43.26
				GENERAL FUND	\$103.85
AF09-0005	2008-65100	\$1,683.26	7/13/2009	LODI PD	\$239.07
				15% - 11489	\$164.12
				CDAA	\$16.83
				DA OFFICE	\$168.33
				GENERAL FUND	\$403.98
AF09-0007	2008-65413	\$1,456.27	7/13/2009	STOCKTON PD	\$930.00
				15% - 11489	\$141.99
				CDAA	\$14.56
				DA OFFICE	\$145.63
				GENERAL FUND	\$349.50
AF09-0009	2008-64782	\$10,199.42	11/10/2009	STOCKTON PD	\$804.59
				15% - 11489	\$994.44
				CDAA	\$101.99
				DA OFFICE	\$1,019.95
				GENERAL FUND	\$2,447.86
AF09-0010	2009-1904	\$5,138.38	7/13/2009	STOCKTON PD	\$5,635.18
				15% - 11489	\$500.99
				CDAA	\$51.38
				DA OFFICE	\$513.85
				GENERAL FUND	\$1,233.21
AF09-0011	2009-280	\$366.53	7/13/2009	STOCKTON PD	\$2,838.95
				15% - 11489	\$35.74
				CDAA	\$3.67
				DA OFFICE	\$36.64
				GENERAL FUND	\$87.97
AF09-0016	2009-349	\$2,553.50	7/13/2009	STOCKTON PD	\$202.51
				15% - 11489	\$248.97
				CDAA	\$25.54
				DA OFFICE	\$255.34



State of California
ASSET FORFEITURE REPORT - 2009

Table 3

Admin Number	Docket Number	Amount Forfeited	Date Disbursed	Recipient	Amount Disbursed
				GENERAL FUND	\$612.84
				RIPON PD	\$1,410.81
AF09-0017	2009-4098	\$630.11	7/13/2009	15% - 11489	\$61.44
				CDA A	\$6.30
				DA OFFICE	\$63.00
				GENERAL FUND	\$151.23
				MANTECA PD	\$348.14
AF09-0018	2009-2457	\$1,608.14	7/13/2009	15% - 11489	\$156.79
				CDA A	\$16.08
				DA OFFICE	\$160.82
				GENERAL FUND	\$385.95
				MANTECA PD	\$888.50
AF09-0019	2008-35335	\$2,518.79	7/13/2009	15% - 11489	\$245.58
				CDA A	\$25.19
				DA OFFICE	\$251.88
				GENERAL FUND	\$604.51
				MANTECA PD	\$1,391.63
AF09-0021	2009-1550	\$384.07	7/13/2009	15% - 11489	\$37.45
				CDA A	\$3.84
				DA OFFICE	\$38.40
				GENERAL FUND	\$92.18
				LODI PD	\$212.20
AF09-0022	2008-11962	\$540.35	7/13/2009	15% - 11489	\$52.68
				CDA A	\$5.40
				DA OFFICE	\$54.05
				GENERAL FUND	\$129.68
				TRACY PD	\$298.54
AF09-0023	2009-481	\$695.53	11/10/2009	15% - 11489	\$67.81
				CDA A	\$6.96
				DA OFFICE	\$69.55
				GENERAL FUND	\$166.93
				TRACY PD	\$384.28
AF09-0024	2009-2222	\$697.17	7/13/2009	15% - 11489	\$67.97
				CDA A	\$6.97
				DA OFFICE	\$69.72
				GENERAL FUND	\$167.32
				STOCKTON PD	\$385.19
AF09-0025	2009-3669	\$1,106.87	7/13/2009	15% - 11489	\$107.92
				CDA A	\$11.07



State of California
ASSET FORFEITURE REPORT - 2009

Table 3

Admin Number	Docket Number	Amount Forfeited	Date Disbursed	Recipient	Amount Disbursed
				DA OFFICE	\$110.68
				GENERAL FUND	\$265.65
				STOCKTON PD	\$611.55
AF09-0027	2008-67055	\$926.48	7/13/2009		
				15% - 11489	\$90.33
				CDA A	\$9.26
				DA OFFICE	\$92.65
				GENERAL FUND	\$222.36
				STOCKTON PD	\$511.88
AF09-0028	2009-5626	\$694.11	7/13/2009		
				15% - 11489	\$67.68
				CDA A	\$6.94
				DA OFFICE	\$69.40
				GENERAL FUND	\$166.59
				STOCKTON PD	\$383.50
AF09-0030	2009-5986	\$2,560.16	7/13/2009		
				15% - 11489	\$249.62
				CDA A	\$25.60
				DA OFFICE	\$256.01
				GENERAL FUND	\$614.44
				STOCKTON PD	\$1,414.49
AF09-0032	2009-9494	\$322.13	7/13/2009		
				15% - 11489	\$31.41
				CDA A	\$3.22
				DA OFFICE	\$32.21
				GENERAL FUND	\$77.31
				STOCKTON PD	\$177.98
AF09-0033	2009-8513	\$4,444.55	7/13/2009		
				15% - 11489	\$433.34
				CDA A	\$44.45
				DA OFFICE	\$444.46
				GENERAL FUND	\$1,066.69
				STOCKTON PD	\$2,455.61
AF09-0035	2009-11362	\$388.37	7/13/2009		
				15% - 11489	\$37.87
				CDA A	\$3.88
				DA OFFICE	\$38.84
				GENERAL FUND	\$93.21
				STOCKTON PD	\$214.57
AF09-0037	2009-2452	\$1,536.19	11/6/2009		
				15% - 11489	\$149.78
				CDA A	\$15.36
				DA OFFICE	\$153.62
				GENERAL FUND	\$368.69
				LODI PD	\$848.74
AF09-0039	2008-35366	\$1,653.71	11/6/2009		
				15% - 11489	\$161.24



State of California
ASSET FORFEITURE REPORT - 2009

Table 3

Admin Number	Docket Number	Amount Forfeited	Date Disbursed	Recipient	Amount Disbursed
				CDA A	\$16.54
				DA OFFICE	\$165.37
				GENERAL FUND	\$396.89
				MANTECA PD	\$913.67
AF09-0040	2008-30931	\$357.77	11/6/2009		
				15% - 11489	\$34.88
				CDA A	\$3.58
				DA OFFICE	\$35.78
				GENERAL FUND	\$85.86
				MANTECA PD	\$197.67
AF09-0042	2009-6411	\$1,031.80	11/6/2009		
				15% - 11489	\$100.60
				CDA A	\$10.32
				DA OFFICE	\$103.18
				GENERAL FUND	\$247.63
				MANTECA PD	\$570.07
AF09-0045	2009-1995	\$4,063.36	11/6/2009		
				15% - 11489	\$396.18
				CDA A	\$40.63
				DA OFFICE	\$406.33
				GENERAL FUND	\$975.21
				TRACY PD	\$2,245.01
AF09-0047	2009-1274	\$701.45	11/6/2009		
				15% - 11489	\$68.39
				CDA A	\$7.01
				DA OFFICE	\$70.15
				GENERAL FUND	\$168.35
				TRACY PD	\$387.55
AF09-0048	2009-1537	\$879.96	11/6/2009		
				15% - 11489	\$85.80
				CDA A	\$8.80
				DA OFFICE	\$87.99
				GENERAL FUND	\$211.19
				TRACY PD	\$486.18
AF09-0052	2009-3032	\$1,378.31	11/6/2009		
				15% - 11489	\$134.39
				CDA A	\$13.78
				DA OFFICE	\$137.83
				GENERAL FUND	\$330.79
				LODI PD	\$761.52
AF09-0053	2009-3339	\$385.15	11/6/2009		
				15% - 11489	\$37.55
				CDA A	\$3.85
				DA OFFICE	\$38.51
				GENERAL FUND	\$92.44
				LODI PD	\$212.80



State of California
ASSET FORFEITURE REPORT - 2009

Table 3

Admin Number	Docket Number	Amount Forfeited	Date Disbursed	Recipient	Amount Disbursed
AF09-0055	2009-11729	\$452.45	11/6/2009	15% - 11489	\$44.11
				CDA A	\$4.52
				DA OFFICE	\$45.25
				GENERAL FUND	\$108.59
				STOCKTON PD	\$249.98
AF09-0059	2009-2058	\$1,061.08	11/6/2009	15% - 11489	\$103.46
				CDA A	\$10.61
				DA OFFICE	\$106.10
				GENERAL FUND	\$254.66
				STOCKTON PD	\$586.25
AF09-0061	2008-58990	\$739.59	11/6/2009	15% - 11489	\$72.11
				CDA A	\$7.40
				DA OFFICE	\$73.96
				GENERAL FUND	\$177.50
				STOCKTON PD	\$408.62
AF09-0064	2009-4259	\$447.21	11/6/2009	15% - 11489	\$43.60
				CDA A	\$4.47
				DA OFFICE	\$44.73
				GENERAL FUND	\$107.33
				TRACY PD	\$247.08
AF09-0066	2009-4223	\$542.07	11/6/2009	15% - 11489	\$52.85
				CDA A	\$5.42
				DA OFFICE	\$54.21
				GENERAL FUND	\$130.10
				TRACY PD	\$299.49
AF09-0067	2009-3991	\$6,055.29	11/6/2009	15% - 11489	\$590.39
				CDA A	\$60.55
				DA OFFICE	\$605.53
				GENERAL FUND	\$1,453.27
				TRACY PD	\$3,345.55
AF09-0069	2009-20729	\$495.90	11/6/2009	15% - 11489	\$48.32
				CDA A	\$4.96
				DA OFFICE	\$49.62
				GENERAL FUND	\$119.02
				STOCKTON PD	\$273.98
AF09-0070	2009-20500	\$740.42	11/6/2009	15% - 11489	\$72.19
				CDA A	\$7.40
				DA OFFICE	\$74.05
				GENERAL FUND	\$177.70



State of California
ASSET FORFEITURE REPORT - 2009

Table 3

Admin Number	Docket Number	Amount Forfeited	Date Disbursed	Recipient	Amount Disbursed
AF09-0071	2009-21927	\$2,370.24	11/6/2009	STOCKTON PD	\$409.08
				15% - 11489	\$231.10
				CDAA	\$23.70
				DA OFFICE	\$237.02
				GENERAL FUND	\$568.86
AF09-0072	2009-26101	\$1,924.44	11/6/2009	STOCKTON PD	\$1,309.56
				15% - 11489	\$187.63
				CDAA	\$19.24
				DA OFFICE	\$192.45
				GENERAL FUND	\$461.87
AF09-0073	2009-23114	\$1,524.53	11/6/2009	STOCKTON PD	\$1,063.25
				15% - 11489	\$148.64
				CDAA	\$15.25
				DA OFFICE	\$152.45
				GENERAL FUND	\$365.89
AF09-0074	2009-24932	\$9,003.39	11/6/2009	STOCKTON PD	\$842.30
				15% - 11489	\$877.83
				CDAA	\$90.03
				DA OFFICE	\$900.35
				GENERAL FUND	\$2,160.81
AF09-0075	2009-22762	\$541.09	11/6/2009	STOCKTON PD	\$4,974.37
				15% - 11489	\$52.76
				CDAA	\$5.41
				DA OFFICE	\$54.11
				GENERAL FUND	\$129.86
AF98-0118	1998-105	\$107,785.74	11/23/2009	STOCKTON PD	\$298.95
				15% - 11489	\$10,509.11
				CDAA	\$1,077.86
				DA OFFICE	\$10,778.57
				GENERAL FUND	\$25,868.58
				TF SAN JOAQUIN CO NTF	\$59,551.62
SAN JOAQUIN					\$448,509.43



State of California
ASSET FORFEITURE REPORT - 2009

Table 3

Admin Number	Docket Number	Amount Forfeited	Date Disbursed	Recipient	Amount Disbursed
SAN LUIS OBISPO					
0850-126AF		\$1,236.00	8/20/2009	15% - 11489	\$120.51
				CDAA	\$12.36
				DA OFFICE	\$123.60
				GENERAL FUND	\$296.64
				SAN LUIS OBISPO CO SO	\$682.89
0850-147AF		\$1,300.00	1/28/2009	15% - 11489	\$126.75
				CDAA	\$13.00
				DA OFFICE	\$130.00
				GENERAL FUND	\$312.00
				SAN LUIS OBISPO CO SO	\$718.25
0850-160AF		\$1,180.00	1/28/2009	15% - 11489	\$115.05
				CDAA	\$11.80
				DA OFFICE	\$118.00
				GENERAL FUND	\$283.20
				SAN LUIS OBISPO CO SO	\$651.95
0950-090AF		\$6,005.00	12/10/2009	15% - 11489	\$585.49
				CDAA	\$60.05
				DA OFFICE	\$600.50
				GENERAL FUND	\$1,441.20
				SAN LUIS OBISPO CO SO	\$3,317.76
SL2009-00066		\$739.74	11/24/2009	15% - 11489	\$72.12
				CDAA	\$7.40
				DA OFFICE	\$73.97
				GENERAL FUND	\$177.54
				TF SAN LUIS OBISPO CO	\$408.71
SL2009-00077		\$2,398.97	11/24/2009	15% - 11489	\$233.90
				CDAA	\$23.99
				DA OFFICE	\$239.90
				GENERAL FUND	\$575.75
				TF SAN LUIS OBISPO CO	\$1,325.43
SLOAF06-0104		\$4,522.71	9/11/2009	15% - 11489	\$440.96
				CDAA	\$45.23
				DA OFFICE	\$452.27
				GENERAL FUND	\$1,085.45
				TF SAN LUIS OBISPO CO	\$2,498.80
SLOAF070016C		\$5,081.34	12/11/2009	15% - 11489	\$495.43
				CDAA	\$50.81
				DA OFFICE	\$508.14



State of California
ASSET FORFEITURE REPORT - 2009

Table 3

Admin Number	Docket Number	Amount Forfeited	Date Disbursed	Recipient	Amount Disbursed
				GENERAL FUND	\$1,219.52
				TF SAN LUIS OBISPO CO	\$2,807.44
SLOAF08-0067		\$786.14	2/11/2009	15% - 11489	\$76.65
				CDA A	\$7.86
				DA OFFICE	\$78.62
				GENERAL FUND	\$188.67
				TF SAN LUIS OBISPO CO	\$434.34
SLOAF08-0069		\$739.18	7/15/2009	15% - 11489	\$72.07
				CDA A	\$7.39
				DA OFFICE	\$73.92
				GENERAL FUND	\$177.40
				TF SAN LUIS OBISPO CO	\$408.40
SLOAF08-0074		\$1,427.07	6/30/2009	15% - 11489	\$139.14
				CDA A	\$14.27
				DA OFFICE	\$142.70
				GENERAL FUND	\$342.50
				TF SAN LUIS OBISPO CO	\$788.46
SLOAF08-0080		\$4,345.72	1/16/2009	15% - 11489	\$423.71
				CDA A	\$43.46
				DA OFFICE	\$434.57
				GENERAL FUND	\$1,042.97
				TF SAN LUIS OBISPO CO	\$2,401.01
SLOAF08-0081		\$1,532.74	1/16/2009	15% - 11489	\$149.44
				CDA A	\$15.33
				DA OFFICE	\$153.27
				GENERAL FUND	\$367.86
				TF SAN LUIS OBISPO CO	\$846.84
SLOAF08-0083		\$2,375.62	5/11/2009	15% - 11489	\$231.62
				CDA A	\$23.76
				DA OFFICE	\$237.56
				GENERAL FUND	\$570.15
				TF SAN LUIS OBISPO CO	\$1,312.53
SLOAF08-0086		\$826.89	10/30/2009	15% - 11489	\$80.62
				CDA A	\$8.27
				DA OFFICE	\$82.69
				GENERAL FUND	\$198.45
				TF SAN LUIS OBISPO CO	\$456.86
SLOAF08-0087		\$578.11	4/23/2009	15% - 11489	\$56.37
				CDA A	\$5.78



State of California
ASSET FORFEITURE REPORT - 2009

Table 3

Admin Number	Docket Number	Amount Forfeited	Date Disbursed	Recipient	Amount Disbursed
				DA OFFICE	\$57.80
				GENERAL FUND	\$138.75
				TF SAN LUIS OBISPO CO	\$319.41
SLOAF08-0090		\$4,033.22	10/23/2009		
				15% - 11489	\$393.24
				CDAA	\$40.33
				DA OFFICE	\$403.33
				GENERAL FUND	\$967.97
				TF SAN LUIS OBISPO CO	\$2,228.35
SLOAF08-0092		\$1,644.15	5/12/2009		
				15% - 11489	\$160.30
				CDAA	\$16.44
				DA OFFICE	\$164.42
				GENERAL FUND	\$394.60
				SAN LUIS OBISPO CO SO	\$453.39
				TF SAN LUIS OBISPO CO	\$455.00
SLOAF08-0094		\$1,430.11	5/12/2009		
				15% - 11489	\$139.44
				CDAA	\$14.30
				DA OFFICE	\$143.00
				GENERAL FUND	\$343.23
				TF SAN LUIS OBISPO CO	\$790.14
SLOAF080026A		\$5,312.50	5/11/2009		
				15% - 11489	\$517.97
				CDAA	\$53.13
				DA OFFICE	\$531.24
				GENERAL FUND	\$1,275.00
				TF SAN LUIS OBISPO CO	\$2,935.16
SLOAF080026B		\$1,886.15	4/23/2009		
				15% - 11489	\$183.90
				CDAA	\$18.86
				DA OFFICE	\$188.61
				GENERAL FUND	\$452.68
				TF SAN LUIS OBISPO CO	\$1,042.10
SLOAF080029A		\$42,948.55	5/27/2009		
				15% - 11489	\$4,187.48
				CDAA	\$429.49
				DA OFFICE	\$4,294.86
				GENERAL FUND	\$10,307.65
				SAN LUIS OBISPO CO SO	\$11,864.53
				TF SAN LUIS OBISPO CO	\$11,864.54
SLOAF080029C		\$217,053.00	9/11/2009		
				15% - 11489	\$21,162.67
				CDAA	\$2,170.53
				DA OFFICE	\$21,705.30
				GENERAL FUND	\$52,092.72
				SAN LUIS OBISPO CO SO	\$59,960.89



State of California
ASSET FORFEITURE REPORT - 2009

Table 3

Admin Number	Docket Number	Amount Forfeited	Date Disbursed	Recipient	Amount Disbursed
SLOAF09-0009		\$1,185.05	6/30/2009	TF SAN LUIS OBISPO CO	\$59,960.89
				15% - 11489	\$115.54
				CDA A	\$11.85
				CHP-SAN LUIS OBISPO	\$163.68
				DA OFFICE	\$118.51
				GENERAL FUND	\$284.41
SLOAF09-0013		\$1,932.06	7/15/2009	TF SAN LUIS OBISPO CO	\$491.06
				15% - 11489	\$188.38
				CDA A	\$19.32
				DA OFFICE	\$193.21
				GENERAL FUND	\$463.69
				TF SAN LUIS OBISPO CO	\$1,067.46
SLOAF09-0017		\$1,537.01	5/14/2009	15% - 11489	\$149.86
				CDA A	\$15.37
				DA OFFICE	\$153.70
				GENERAL FUND	\$368.88
				TF SAN LUIS OBISPO CO	\$849.20
				SLOAF09-0020	
CDA A	\$37.83				
DA OFFICE	\$378.27				
GENERAL FUND	\$907.86				
TF SAN LUIS OBISPO CO	\$2,089.96				
SLOAF09-0027		\$5,898.94	6/5/2009		
				CDA A	\$58.99
				DA OFFICE	\$589.89
				GENERAL FUND	\$1,415.75
				TF SAN LUIS OBISPO CO	\$3,259.16
				SLOAF09-0043	
CDA A	\$22.79				
DA OFFICE	\$227.94				
GENERAL FUND	\$547.04				
TF SAN LUIS OBISPO CO	\$1,259.32				
SLOAF09-0052		\$4,754.87	11/23/2009		
				CDA A	\$47.55
				DA OFFICE	\$475.48
				GENERAL FUND	\$1,141.17
				TF SAN LUIS OBISPO CO	\$2,627.07
				SLOAF09-0055	
CDA A	\$11.30				



State of California
ASSET FORFEITURE REPORT - 2009

Table 3

Admin Number	Docket Number	Amount Forfeited	Date Disbursed	Recipient	Amount Disbursed
				DA OFFICE	\$112.98
				GENERAL FUND	\$271.14
				TF SAN LUIS OBISPO CO	\$624.19
SAN LUIS OBISPO					\$331,882.66



State of California
ASSET FORFEITURE REPORT - 2009

Table 3

Admin Number	Docket Number	Amount Forfeited	Date Disbursed	Recipient	Amount Disbursed
SAN MATEO					
1660	SF303850B	\$1,556.76	2/17/2009	CDA EAST PALO ALTO PD GENERAL FUND SAN MATEO CO DA	\$15.57 \$1,011.90 \$373.62 \$155.67
1993	SF327651A	\$10,127.58	3/5/2009	CDA GENERAL FUND SAN MATEO CO DA TF SAN MATEO CO NTF	\$101.27 \$2,430.62 \$1,012.77 \$6,582.92
2219A	NF361546	\$113,593.10	12/28/2009	CDA DALY CITY PD GENERAL FUND SAN MATEO CO DA TF SAN MATEO CO NTF	\$1,135.93 \$11,075.33 \$27,262.35 \$11,359.31 \$62,760.18
2219B	NF361546	\$2,760.78	12/28/2009	CDA DALY CITY PD GENERAL FUND SAN MATEO CO DA TF SAN MATEO CO NTF	\$27.60 \$269.18 \$662.59 \$276.07 \$1,525.34
2219C	NF361546	\$147,848.15	12/28/2009	CDA DALY CITY PD GENERAL FUND SAN MATEO CO DA TF SAN MATEO CO NTF	\$1,478.48 \$14,415.20 \$35,483.56 \$14,784.81 \$81,686.10
2219D	NF361546	\$13,459.22	12/28/2009	CDA DALY CITY PD GENERAL FUND SAN MATEO CO DA TF SAN MATEO CO NTF	\$134.59 \$1,312.28 \$3,230.22 \$1,345.91 \$7,436.22
2228	SF327651A	\$4,734.28	12/7/2009	CDA GENERAL FUND SAN MATEO CO DA TF SAN MATEO CO NTF	\$47.34 \$1,136.23 \$473.42 \$3,077.29
2314	SF354353	\$1,230.88	10/7/2009	CDA GENERAL FUND SAN CARLOS PD SAN MATEO CO DA	\$12.32 \$295.41 \$800.06 \$123.09
2327	NF373350	\$2,960.60	12/28/2009	CDA	\$29.61



State of California
ASSET FORFEITURE REPORT - 2009

Table 3

Admin Number	Docket Number	Amount Forfeited	Date Disbursed	Recipient	Amount Disbursed
				GENERAL FUND	\$710.54
				SAN MATEO CO DA	\$296.06
				TF SAN MATEO CO NTF	\$1,924.39
2337		\$838.05	5/26/2009		
				CDA A	\$8.38
				DALY CITY PD	\$544.73
				GENERAL FUND	\$201.14
				SAN MATEO CO DA	\$83.80
2341	NF375334	\$452.69	2/10/2009		
				CDA A	\$4.53
				GENERAL FUND	\$108.64
				SAN BRUNO PD	\$294.25
				SAN MATEO CO DA	\$45.27
2343	NF375454	\$3,779.68	2/10/2009		
				CDA A	\$37.80
				GENERAL FUND	\$907.12
				SAN MATEO CO DA	\$377.97
				TF SAN MATEO CO NTF	\$2,456.79
2345	NF37849	\$41,404.96	12/30/2009		
				CDA A	\$414.05
				GENERAL FUND	\$9,937.19
				SAN MATEO CO DA	\$4,140.49
				TF SAN MATEO CO NTF	\$26,913.23
2357		\$1,530.96	2/26/2009		
				CDA A	\$15.31
				DALY CITY PD	\$995.12
				GENERAL FUND	\$367.43
				SAN MATEO CO DA	\$153.10
2361	NF373899B	\$1,197.30	2/10/2009		
				CDA A	\$11.97
				GENERAL FUND	\$287.35
				SAN MATEO CO DA	\$119.73
				TF SAN MATEO CO NTF	\$778.25
2362		\$532.90	2/10/2009		
				CDA A	\$5.33
				GENERAL FUND	\$127.90
				SAN MATEO CO DA	\$53.29
				TF SAN MATEO CO NTF	\$346.38
2364	SF358657	\$2,985.91	2/10/2009		
				CDA A	\$29.86
				GENERAL FUND	\$716.61
				SAN CARLOS PD	\$1,940.84
				SAN MATEO CO DA	\$298.60
2365	SF359108	\$798.42	2/10/2009		
				CDA A	\$7.99
				GENERAL FUND	\$191.61
				REDWOOD CITY PD	\$518.96



State of California
ASSET FORFEITURE REPORT - 2009

Table 3

Admin Number	Docket Number	Amount Forfeited	Date Disbursed	Recipient	Amount Disbursed
2366	SF359637	\$1,342.88	2/17/2009	SAN MATEO CO DA	\$79.86
				CDA A	\$13.43
				GENERAL FUND	\$322.29
				REDWOOD CITY PD	\$872.87
				SAN MATEO CO DA	\$134.29
2367	NF378565	\$6,084.21	2/17/2009	CDA A	\$60.84
				DALY CITY PD	\$3,954.74
				GENERAL FUND	\$1,460.21
				SAN MATEO CO DA	\$608.42
2368		\$1,199.60	2/17/2009	CDA A	\$12.00
				GENERAL FUND	\$287.90
				SAN FRANCISCO PD	\$389.87
				SAN MATEO CO DA	\$119.96
				TF SAN MATEO CO NTF	\$389.87
2369	NF378830B	\$415.39	2/17/2009	CDA A	\$4.15
				GENERAL FUND	\$99.69
				SAN BRUNO PD	\$270.01
				SAN MATEO CO DA	\$41.54
2370	NF379105	\$1,539.78	2/17/2009	CDA A	\$15.40
				GENERAL FUND	\$369.55
				SAN MATEO CO DA	\$153.98
				SOUTH SAN FRANCISCO PD	\$1,000.85
2371	NF378282	\$745.30	2/17/2009	CDA A	\$7.45
				GENERAL FUND	\$178.87
				SAN BRUNO PD	\$484.45
				SAN MATEO CO DA	\$74.53
2372		\$604.33	2/17/2009	CDA A	\$6.04
				CHP-REDWOOD CITY	\$98.21
				GENERAL FUND	\$145.04
				SAN MATEO CO DA	\$60.43
				TF SAN MATEO CO NTF	\$294.61
2373		\$2,279.49	2/17/2009	CDA A	\$22.79
				GENERAL FUND	\$547.08
				SAN MATEO CO DA	\$227.95
				SOUTH SAN FRANCISCO PD	\$1,481.67
2375	SF359745	\$9,466.40	2/17/2009	CDA A	\$94.66
				GENERAL FUND	\$2,271.94
				REDWOOD CITY PD	\$6,153.16



State of California
ASSET FORFEITURE REPORT - 2009

Table 3

Admin Number	Docket Number	Amount Forfeited	Date Disbursed	Recipient	Amount Disbursed
2376	NF379440	\$41,789.27	12/7/2009	SAN MATEO CO DA	\$946.64
				CDA A	\$417.89
				GENERAL FUND	\$10,029.42
				SAN FRANCISCO PD	\$13,581.51
				SAN MATEO CO DA	\$4,178.93
				TF SAN MATEO CO NTF	\$13,581.52
2377		\$11,512.56	12/28/2009		
				CDA A	\$115.12
				GENERAL FUND	\$2,763.01
				SAN FRANCISCO PD	\$3,741.58
				SAN MATEO CO DA	\$1,151.26
				TF SAN MATEO CO NTF	\$3,741.59
2378		\$2,277.43	7/23/2009		
				CDA A	\$22.77
				GENERAL FUND	\$546.58
				SAN FRANCISCO PD	\$740.17
				SAN MATEO CO DA	\$227.74
				TF SAN MATEO CO NTF	\$740.17
2379		\$2,222.70	2/17/2009		
				CDA A	\$22.23
				CHP-REDWOOD CITY	\$361.19
				GENERAL FUND	\$533.45
				SAN MATEO CO DA	\$222.27
				TF SAN MATEO CO NTF	\$1,083.56
2380	NF379267	\$828.23	2/17/2009		
				CDA A	\$8.28
				GENERAL FUND	\$198.78
				SAN BRUNO PD	\$538.35
				SAN MATEO CO DA	\$82.82
2382	SF360617	\$843.17	2/26/2009		
				CDA A	\$8.43
				GENERAL FUND	\$202.36
				MENLO PARK PD	\$548.06
				SAN MATEO CO DA	\$84.32
2383	SF360568	\$525.58	2/26/2009		
				CDA A	\$5.26
				GENERAL FUND	\$126.14
				REDWOOD CITY PD	\$341.62
				SAN MATEO CO DA	\$52.56
2384	NF380233	\$1,335.59	2/26/2009		
				CDA A	\$13.36
				GENERAL FUND	\$320.54
				SAN BRUNO PD	\$868.13
				SAN MATEO CO DA	\$133.56
2385		\$800.88	2/26/2009		
				CDA A	\$8.01



State of California
ASSET FORFEITURE REPORT - 2009

Table 3

Admin Number	Docket Number	Amount Forfeited	Date Disbursed	Recipient	Amount Disbursed
				GENERAL FUND	\$192.21
				SAN BRUNO PD	\$520.57
				SAN MATEO CO DA	\$80.09
2386	NF379214 A-H	\$46,081.25	6/18/2009		
				CDA A	\$460.82
				GENERAL FUND	\$11,059.50
				SAN MATEO CO DA	\$4,608.12
				TF SAN MATEO CO NTF	\$29,952.81
2387	NF379214H	\$5,621.83	4/16/2009		
				CDA A	\$56.22
				GENERAL FUND	\$1,349.24
				SAN MATEO CO DA	\$562.18
				TF SAN MATEO CO NTF	\$3,654.19
2388	NF379214D	\$8,063.71	4/16/2009		
				CDA A	\$80.64
				GENERAL FUND	\$1,935.29
				SAN MATEO CO DA	\$806.37
				TF SAN MATEO CO NTF	\$5,241.41
2390	NF379214G	\$1,931.78	7/23/2009		
				CDA A	\$19.32
				GENERAL FUND	\$463.63
				SAN MATEO CO DA	\$193.18
				TF SAN MATEO CO NTF	\$1,255.65
2391	NF379214	\$2,390.09	4/16/2009		
				CDA A	\$23.90
				GENERAL FUND	\$573.62
				SAN MATEO CO DA	\$239.01
				TF SAN MATEO CO NTF	\$1,553.56
2392	NF379214	\$2,520.66	4/16/2009		
				CDA A	\$25.21
				GENERAL FUND	\$604.96
				SAN MATEO CO DA	\$252.07
				TF SAN MATEO CO NTF	\$1,638.42
2393	NF379579	\$2,935.87	3/5/2009		
				CDA A	\$29.36
				GENERAL FUND	\$704.61
				SAN MATEO CO DA	\$293.59
				SOUTH SAN FRANCISCO PD	\$1,908.31
2394	NF379579	\$3,206.48	3/5/2009		
				CDA A	\$32.07
				GENERAL FUND	\$769.56
				SAN MATEO CO DA	\$320.63
				SOUTH SAN FRANCISCO PD	\$2,084.22
2395	NF380639	\$10,366.59	3/5/2009		
				CDA A	\$103.67
				GENERAL FUND	\$2,487.98
				SAN MATEO CO DA	\$1,036.66



State of California
ASSET FORFEITURE REPORT - 2009

Table 3

Admin Number	Docket Number	Amount Forfeited	Date Disbursed	Recipient	Amount Disbursed
2397		\$6,643.31	7/23/2009	TF SAN MATEO CO NTF	\$6,738.28
				CDA A	\$66.43
				GENERAL FUND	\$1,594.39
				SAN MATEO CO DA	\$664.33
				TF SAN MATEO CO NTF	\$4,318.16
2398	NF381004C	\$1,507.92	4/16/2009		
				CDA A	\$15.08
				GENERAL FUND	\$361.90
				PACIFICA PD	\$980.15
				SAN MATEO CO DA	\$150.79
2399	SF361290	\$1,332.98	10/7/2009		
				CDA A	\$13.33
				GENERAL FUND	\$319.92
				SAN FRANCISCO PD	\$433.22
				SAN MATEO CO DA	\$133.30
				TF SAN MATEO CO NTF	\$433.21
2401	NF380784G	\$2,571.81	6/18/2009		
				CDA A	\$25.72
				GENERAL FUND	\$617.23
				SAN MATEO CO DA	\$257.18
				TF SAN MATEO CO NTF	\$1,671.68
2402	NF380784 C	\$1,431.28	6/18/2009		
				CDA A	\$14.31
				GENERAL FUND	\$343.50
				SAN MATEO CO DA	\$143.13
				TF SAN MATEO CO NTF	\$930.34
2405	SF360824	\$632.68	5/12/2009		
				CDA A	\$6.33
				GENERAL FUND	\$151.84
				SAN MATEO CO DA	\$63.27
				TF SAN MATEO CO NTF	\$411.24
2406		\$375.56	5/12/2009		
				CDA A	\$3.76
				GENERAL FUND	\$90.13
				PACIFICA PD	\$244.11
				SAN MATEO CO DA	\$37.56
2407		\$2,266.71	5/12/2009		
				CDA A	\$22.67
				DALY CITY PD	\$1,473.36
				GENERAL FUND	\$544.01
				SAN MATEO CO DA	\$226.67
2408	NF381849	\$6,051.25	5/12/2009		
				CDA A	\$60.51
				DALY CITY PD	\$1,180.00
				GENERAL FUND	\$1,452.30
				SAN MATEO CO DA	\$605.13



State of California
ASSET FORFEITURE REPORT - 2009

Table 3

Admin Number	Docket Number	Amount Forfeited	Date Disbursed	Recipient	Amount Disbursed
2410		\$690.08	5/12/2009	TF SAN MATEO CO NTF	\$2,753.31
				CDA A	\$6.90
				GENERAL FUND	\$165.62
				SAN MATEO CO DA	\$69.01
				SOUTH SAN FRANCISCO PD	\$448.55
2412	NF382341	\$326.15	5/26/2009		
				CDA A	\$3.26
				GENERAL FUND	\$78.28
				SAN MATEO CO DA	\$32.62
				SOUTH SAN FRANCISCO PD	\$211.99
2413	SF361857	\$722.11	8/20/2009		
				CDA A	\$7.22
				GENERAL FUND	\$173.31
				SAN MATEO CO DA	\$72.21
				TF SAN MATEO CO NTF	\$469.37
2415	SC67912	\$794.06	5/26/2009		
				CDA A	\$7.94
				GENERAL FUND	\$190.57
				REDWOOD CITY PD	\$516.14
				SAN MATEO CO DA	\$79.41
2416		\$1,288.36	7/23/2009		
				CDA A	\$12.88
				COLMA PD	\$837.44
				GENERAL FUND	\$309.21
				SAN MATEO CO DA	\$128.83
2417		\$1,897.84	6/18/2009		
				CDA A	\$18.98
				GENERAL FUND	\$455.48
				SAN BRUNO PD	\$1,233.59
				SAN MATEO CO DA	\$189.79
2420	SF361898	\$409.77	6/18/2009		
				CDA A	\$4.10
				GENERAL FUND	\$98.34
				SAN CARLOS PD	\$266.35
				SAN MATEO CO DA	\$40.98
2422	SF362076	\$6,457.45	6/18/2009		
				CDA A	\$64.58
				GENERAL FUND	\$1,549.79
				REDWOOD CITY PD	\$4,197.35
				SAN MATEO CO DA	\$645.73
2423	NF382956	\$980.55	10/7/2009		
				CDA A	\$9.81
				DALY CITY PD	\$637.35
				GENERAL FUND	\$235.33
				SAN MATEO CO DA	\$98.06



State of California
ASSET FORFEITURE REPORT - 2009

Table 3

Admin Number	Docket Number	Amount Forfeited	Date Disbursed	Recipient	Amount Disbursed
2424	SF362291	\$3,041.16	8/20/2009	CDA GENERAL FUND SAN MATEO CO DA TF SAN MATEO CO NTF	\$30.41 \$729.88 \$304.12 \$1,976.75
2425		\$532.96	6/18/2009	CDA GENERAL FUND SAN MATEO CO DA SOUTH SAN FRANCISCO PD	\$5.33 \$127.91 \$53.30 \$346.42
2427	SF362643	\$4,135.00	11/10/2009	CDA GENERAL FUND REDWOOD CITY PD SAN MATEO CO DA	\$41.35 \$992.40 \$2,687.74 \$413.51
2430	SC61441	\$1,719.76	10/7/2009	CDA GENERAL FUND SAN BRUNO PD SAN MATEO CO DA	\$17.20 \$412.74 \$1,117.84 \$171.98
2432	SC68021	\$2,680.23	8/31/2009	CDA EAST PALO ALTO PD GENERAL FUND SAN MATEO CO DA	\$26.80 \$1,742.15 \$643.26 \$268.02
2433	SC68598	\$846.33	8/31/2009	CDA GENERAL FUND SAN MATEO CO DA TF SAN MATEO CO NTF	\$8.46 \$203.12 \$84.63 \$550.12
2434	NF384706	\$483.68	8/31/2009	CDA GENERAL FUND SAN MATEO CO DA SOUTH SAN FRANCISCO PD	\$4.84 \$116.08 \$48.37 \$314.39
2435		\$1,662.58	8/31/2009	CDA GENERAL FUND MENLO PARK PD SAN MATEO CO DA	\$16.63 \$399.02 \$1,080.67 \$166.26
2436	NF385064A	\$1,505.75	8/31/2009	CDA CHP-REDWOOD CITY GENERAL FUND SAN MATEO CO DA	\$15.06 \$978.73 \$361.38 \$150.58
2437	NF383818	\$896.80	8/31/2009	CDA	\$8.97



State of California
ASSET FORFEITURE REPORT - 2009

Table 3

Admin Number	Docket Number	Amount Forfeited	Date Disbursed	Recipient	Amount Disbursed
				GENERAL FUND	\$215.23
				SAN MATEO CO DA	\$89.68
				TF SAN MATEO CO NTF	\$582.92
2438		\$1,326.40	8/31/2009		
				CDA A	\$13.26
				GENERAL FUND	\$318.34
				SAN MATEO CO DA	\$132.64
				SOUTH SAN FRANCISCO PD	\$862.16
2439	NF384818	\$1,488.04	8/31/2009		
				CDA A	\$14.88
				GENERAL FUND	\$357.13
				SAN MATEO CO DA	\$148.80
				SOUTH SAN FRANCISCO PD	\$967.23
2441	SC68653	\$4,110.99	10/7/2009		
				CDA A	\$41.11
				GENERAL FUND	\$986.64
				SAN FRANCISCO PD	\$1,336.07
				SAN MATEO CO DA	\$411.10
				TF SAN MATEO CO NTF	\$1,336.07
2443	SC66699	\$623.66	10/7/2009		
				CDA A	\$6.24
				GENERAL FUND	\$149.68
				SAN MATEO CO DA	\$62.37
				TF SAN MATEO CO NTF	\$405.37
2444	SC68745	\$3,329.21	10/7/2009		
				CDA A	\$33.29
				GENERAL FUND	\$799.01
				SAN MATEO CO DA	\$332.92
				TF SAN MATEO CO NTF	\$2,163.99
2445	NF385415	\$500.21	10/7/2009		
				CDA A	\$5.00
				GENERAL FUND	\$120.05
				SAN MATEO CO DA	\$50.02
				TF SAN MATEO CO NTF	\$325.14
2446	SC68527	\$3,794.74	12/7/2009		
				CDA A	\$37.95
				GENERAL FUND	\$910.74
				SAN MATEO CO DA	\$379.47
				SAN MATEO PD	\$2,466.58
2453	NF385616	\$1,019.86	12/28/2009		
				CDA A	\$10.19
				GENERAL FUND	\$244.76
				SAN BRUNO PD	\$662.91
				SAN MATEO CO DA	\$102.00
2454	SF364126	\$19,832.46	12/28/2009		
				CDA A	\$198.32
				CHP-REDWOOD CITY	\$3,222.78



State of California
ASSET FORFEITURE REPORT - 2009

Table 3

Admin Number	Docket Number	Amount Forfeited	Date Disbursed	Recipient	Amount Disbursed
				GENERAL FUND	\$4,759.79
				SAN MATEO CO DA	\$1,983.24
				TF SAN MATEO CO NTF	\$9,668.33
2455	NF385778	\$1,451.31	12/28/2009		
				CDA A	\$14.51
				GENERAL FUND	\$348.31
				SAN MATEO CO DA	\$145.14
				SOUTH SAN FRANCISCO PD	\$943.35
2456	NF386618	\$434.43	11/10/2009		
				CDA A	\$4.35
				GENERAL FUND	\$104.26
				SAN MATEO CO DA	\$43.44
				SOUTH SAN FRANCISCO PD	\$282.38
2457	NF386078	\$409.39	11/10/2009		
				CDA A	\$4.10
				GENERAL FUND	\$98.26
				SAN MATEO CO DA	\$40.93
				SOUTH SAN FRANCISCO PD	\$266.10
2458	NF385944	\$903.02	12/30/2009		
				CDA A	\$9.03
				GENERAL FUND	\$216.73
				SAN MATEO CO DA	\$90.30
				SAN MATEO CO SO	\$586.96
2459		\$1,230.87	11/10/2009		
				CDA A	\$12.31
				GENERAL FUND	\$295.41
				MENLO PARK PD	\$800.07
				SAN MATEO CO DA	\$123.08
2460	SC9168	\$481.06	11/10/2009		
				CDA A	\$4.81
				GENERAL FUND	\$115.46
				SAN MATEO CO DA	\$48.10
				TF SAN MATEO CO NTF	\$312.69
2463	SF365101	\$1,434.35	12/28/2009		
				CDA A	\$14.34
				GENERAL FUND	\$344.25
				REDWOOD CITY PD	\$932.33
				SAN MATEO CO DA	\$143.43
2464	SF364928	\$16,076.22	12/28/2009		
				BELMONT PD	\$4,179.82
				CDA A	\$160.76
				GENERAL FUND	\$3,858.29
				SAN MATEO CO DA	\$1,607.62
				TF SAN MATEO CO NTF	\$6,269.73
2465		\$679.00	12/28/2009		
				CDA A	\$6.79
				GENERAL FUND	\$162.96



State of California
ASSET FORFEITURE REPORT - 2009

Table 3

Admin Number	Docket Number	Amount Forfeited	Date Disbursed	Recipient	Amount Disbursed
				SAN BRUNO PD	\$441.35
				SAN MATEO CO DA	\$67.90
2468	NF387529	\$604.04	12/30/2009		
				CDA A	\$6.04
				GENERAL FUND	\$144.97
				SAN BRUNO PD	\$392.62
				SAN MATEO CO DA	\$60.41
2469	NF384567	\$7,651.79	12/30/2009		
				CDA A	\$76.52
				GENERAL FUND	\$1,836.43
				SAN MATEO CO DA	\$765.17
				SAN MATEO PD	\$4,973.67
2470		\$696.50	12/30/2009		
				CDA A	\$6.96
				GENERAL FUND	\$167.16
				SAN MATEO CO DA	\$69.65
				SOUTH SAN FRANCISCO PD	\$452.73
SAN MATEO					\$642,684.94



State of California
ASSET FORFEITURE REPORT - 2009

Table 3

Admin Number	Docket Number	Amount Forfeited	Date Disbursed	Recipient	Amount Disbursed
SANTA BARBARA					
04-24374		\$4,226.68	9/30/2009	CDA A	\$42.27
				DA OFFICE	\$422.67
				GENERAL FUND	\$1,014.40
				SANTA BARBARA PD	\$2,747.34
04R15756A		\$10.89	6/30/2009	CDA A	\$0.11
				DA OFFICE	\$1.09
				GENERAL FUND	\$2.61
				SANTA MARIA PD	\$7.08
06R03503		\$121.30	6/30/2009	CDA A	\$1.21
				DA OFFICE	\$12.13
				GENERAL FUND	\$29.11
				SANTA MARIA PD	\$78.85
06R05445		\$1,036.71	6/30/2009	CDA A	\$10.37
				DA OFFICE	\$103.67
				GENERAL FUND	\$248.81
				SANTA MARIA PD	\$673.86
06R10964		\$722.96	9/30/2009	CDA A	\$7.23
				DA OFFICE	\$72.30
				GENERAL FUND	\$173.51
				SANTA MARIA PD	\$469.92
06R15650A		\$104.63	6/30/2009	CDA A	\$1.05
				DA OFFICE	\$10.46
				GENERAL FUND	\$25.11
				SANTA MARIA PD	\$68.01
07-17298		\$326.19	3/31/2009	CDA A	\$3.26
				DA OFFICE	\$32.62
				GENERAL FUND	\$78.29
				SANTA BARBARA CO SO	\$212.02
07R10561		\$986.41	6/30/2009	CDA A	\$9.86
				DA OFFICE	\$98.64
				GENERAL FUND	\$236.74
				SANTA MARIA PD	\$641.17
07R12414		\$3,782.24	6/30/2009	CDA A	\$37.82
				DA OFFICE	\$378.22
				GENERAL FUND	\$907.74
				SANTA MARIA PD	\$2,458.46



State of California
ASSET FORFEITURE REPORT - 2009

Table 3

Admin Number	Docket Number	Amount Forfeited	Date Disbursed	Recipient	Amount Disbursed
08-11800		\$502.03	6/30/2009	CDA DA OFFICE GENERAL FUND SANTA BARBARA CO SO	\$5.02 \$50.20 \$120.49 \$326.32
08-12131B		\$582.29	9/30/2009	CDA DA OFFICE GENERAL FUND SANTA BARBARA CO SO	\$5.82 \$58.23 \$139.75 \$378.49
08-12156A		\$2,354.83	9/30/2009	CDA DA OFFICE GENERAL FUND SANTA BARBARA CO SO	\$23.55 \$235.48 \$565.16 \$1,530.64
08-15583		\$557.38	9/30/2009	CDA DA OFFICE GENERAL FUND SANTA BARBARA CO SO	\$5.57 \$55.74 \$133.77 \$362.30
08-16085		\$7,164.48	3/31/2009	CDA DA OFFICE GENERAL FUND SANTA BARBARA CO SO	\$71.64 \$716.45 \$1,719.48 \$4,656.91
08-23718		\$599.36	3/31/2009	CDA DA OFFICE GENERAL FUND SANTA BARBARA CO SO	\$5.99 \$59.94 \$143.85 \$389.58
08-24145		\$11,390.82	6/30/2009	CDA DA OFFICE GENERAL FUND SANTA BARBARA CO SO	\$113.91 \$1,139.08 \$2,733.80 \$7,404.03
08-25520A		\$761.13	9/30/2009	CDA DA OFFICE GENERAL FUND SANTA BARBARA CO SO	\$7.61 \$76.12 \$182.67 \$494.73
08-25520B		\$3,110.02	3/31/2009	CDA DA OFFICE GENERAL FUND SANTA BARBARA CO SO	\$31.10 \$311.01 \$746.40 \$2,021.51
08-26836		\$7,809.60	3/31/2009	CDA	\$78.10



State of California
ASSET FORFEITURE REPORT - 2009

Table 3

Admin Number	Docket Number	Amount Forfeited	Date Disbursed	Recipient	Amount Disbursed
				DA OFFICE	\$780.96
				GENERAL FUND	\$1,874.30
				SANTA BARBARA CO SO	\$5,076.24
08-29487		\$6,989.45	3/31/2009		
				CDA A	\$69.89
				DA OFFICE	\$698.95
				GENERAL FUND	\$1,677.47
				SANTA BARBARA CO SO	\$4,543.14
08-29902		\$6,350.59	12/31/2009		
				CDA A	\$63.51
				DA OFFICE	\$635.06
				GENERAL FUND	\$1,524.14
				SANTA BARBARA CO SO	\$4,127.88
08-29965		\$1,065.51	9/30/2009		
				CDA A	\$10.66
				DA OFFICE	\$106.55
				GENERAL FUND	\$255.72
				SANTA BARBARA CO SO	\$692.58
08-30172		\$35,575.35	9/30/2009		
				CDA A	\$355.75
				DA OFFICE	\$3,557.54
				GENERAL FUND	\$8,538.08
				SANTA BARBARA CO SO	\$23,123.98
08-30187		\$3,713.70	3/31/2009		
				CDA A	\$37.14
				DA OFFICE	\$371.36
				GENERAL FUND	\$891.29
				SANTA BARBARA CO SO	\$2,413.91
08-31063		\$66.98	3/31/2009		
				CDA A	\$0.67
				DA OFFICE	\$6.69
				GENERAL FUND	\$16.08
				SANTA BARBARA CO SO	\$43.54
08-31179A		\$4,461.08	9/30/2009		
				CDA A	\$44.61
				DA OFFICE	\$446.11
				GENERAL FUND	\$1,070.66
				SANTA BARBARA CO SO	\$2,899.70
08-31179B		\$2,494.35	9/30/2009		
				CDA A	\$24.94
				DA OFFICE	\$249.44
				GENERAL FUND	\$598.64
				SANTA BARBARA CO SO	\$1,621.33
08-3755		\$3,516.76	9/30/2009		
				CDA A	\$35.17
				DA OFFICE	\$351.68
				GENERAL FUND	\$844.02



State of California
ASSET FORFEITURE REPORT - 2009

Table 3

Admin Number	Docket Number	Amount Forfeited	Date Disbursed	Recipient	Amount Disbursed
08-4141A		\$17,548.19	3/31/2009	SANTA BARBARA CO SO	\$2,285.89
				CDA A	\$175.48
				DA OFFICE	\$1,754.82
				GENERAL FUND	\$4,211.57
				SANTA BARBARA CO SO	\$5,703.16
				SANTA MARIA PD	\$5,703.16
08-6182		\$37,812.98	9/30/2009		
				CDA A	\$378.13
				DA OFFICE	\$3,781.29
				GENERAL FUND	\$9,075.12
				SANTA BARBARA CO SO	\$24,578.44
08-6605		\$60,454.95	9/30/2009		
				CDA A	\$604.55
				DA OFFICE	\$6,045.49
				GENERAL FUND	\$14,509.19
				SAN RAFAEL PD	\$7,500.00
				SANTA BARBARA CO SO	\$31,795.72
08-7263		\$27,939.49	6/30/2009		
				CDA A	\$279.39
				DA OFFICE	\$2,793.95
				GENERAL FUND	\$6,705.48
				SANTA BARBARA CO SO	\$18,160.67
08-76829		\$954.44	3/31/2009		
				CDA A	\$9.54
				DA OFFICE	\$95.44
				GENERAL FUND	\$229.07
				SANTA BARBARA PD	\$620.39
0804-0507		\$458.15	6/30/2009		
				CDA A	\$4.58
				DA OFFICE	\$45.81
				GENERAL FUND	\$109.96
				LOMPOC PD	\$297.80
0805-0682		\$245.73	3/31/2009		
				CDA A	\$2.46
				DA OFFICE	\$24.57
				GENERAL FUND	\$58.98
				LOMPOC PD	\$159.72
0806-0910		\$4,221.69	3/31/2009		
				CDA A	\$42.22
				DA OFFICE	\$422.16
				GENERAL FUND	\$1,013.21
				LOMPOC PD	\$2,744.10
0808-1424		\$1,733.17	12/31/2009		
				CDA A	\$17.33
				DA OFFICE	\$173.32
				GENERAL FUND	\$415.96



State of California
ASSET FORFEITURE REPORT - 2009

Table 3

Admin Number	Docket Number	Amount Forfeited	Date Disbursed	Recipient	Amount Disbursed
0811-0204		\$785.94	6/30/2009	LOMPOC PD	\$1,126.56
				CDAA	\$7.86
				DA OFFICE	\$78.59
				GENERAL FUND	\$188.63
				LOMPOC PD	\$510.86
08R03249		\$1,002.55	9/30/2009		
				CDAA	\$10.03
				DA OFFICE	\$100.25
				GENERAL FUND	\$240.61
				SANTA MARIA PD	\$651.66
08R05783		\$854.30	9/30/2009		
				CDAA	\$8.54
				DA OFFICE	\$85.44
				GENERAL FUND	\$205.03
				SANTA MARIA PD	\$555.29
08R06523		\$1,587.09	3/31/2009		
				CDAA	\$15.87
				DA OFFICE	\$158.71
				GENERAL FUND	\$380.90
				SANTA MARIA PD	\$1,031.61
08R06532		\$2,480.87	3/31/2009		
				CDAA	\$24.81
				DA OFFICE	\$248.08
				GENERAL FUND	\$595.41
				SANTA MARIA PD	\$1,612.57
08R09961		\$340.07	12/31/2009		
				CDAA	\$3.40
				DA OFFICE	\$34.00
				GENERAL FUND	\$81.62
				SANTA MARIA PD	\$221.05
08R11062		\$3,082.64	3/31/2009		
				CDAA	\$30.83
				DA OFFICE	\$308.26
				GENERAL FUND	\$739.83
				SANTA MARIA PD	\$2,003.72
08R11238		\$754.32	6/30/2009		
				CDAA	\$7.54
				DA OFFICE	\$75.43
				GENERAL FUND	\$181.04
				SANTA MARIA PD	\$490.31
08R12241		\$808.75	6/30/2009		
				CDAA	\$8.09
				DA OFFICE	\$80.87
				GENERAL FUND	\$194.10
				SANTA MARIA PD	\$525.69



State of California
ASSET FORFEITURE REPORT - 2009

Table 3

Admin Number	Docket Number	Amount Forfeited	Date Disbursed	Recipient	Amount Disbursed
08R12326		\$679.43	6/30/2009	CDA DA OFFICE GENERAL FUND SANTA MARIA PD	\$6.79 \$67.95 \$163.06 \$441.63
08R12756		\$671.03	3/31/2009	CDA DA OFFICE GENERAL FUND SANTA MARIA PD	\$6.71 \$67.10 \$161.05 \$436.17
08R14299		\$5,303.06	6/30/2009	CDA DA OFFICE GENERAL FUND SANTA MARIA PD	\$53.03 \$530.31 \$1,272.73 \$3,446.99
08R15020		\$1,691.53	9/30/2009	CDA DA OFFICE GENERAL FUND SANTA MARIA PD	\$16.92 \$169.15 \$405.97 \$1,099.49
08R16430		\$1,928.68	6/30/2009	CDA DA OFFICE GENERAL FUND SANTA MARIA PD	\$19.29 \$192.87 \$462.88 \$1,253.64
09-1406		\$2,729.02	6/30/2009	CDA DA OFFICE GENERAL FUND SANTA BARBARA CO SO	\$27.29 \$272.91 \$654.96 \$1,773.86
09-19104		\$24,413.91	9/30/2009	CDA DA OFFICE GENERAL FUND SANTA BARBARA PD	\$244.14 \$2,441.39 \$5,859.34 \$15,869.04
09-1935		\$12,984.49	9/30/2009	CDA DA OFFICE GENERAL FUND SANTA BARBARA CO SO	\$129.84 \$1,298.45 \$3,116.28 \$8,439.92
09-2596		\$418.70	9/30/2009	CDA DA OFFICE GENERAL FUND SANTA BARBARA CO SO	\$4.19 \$41.87 \$100.49 \$272.15
09-4011		\$520.51	9/30/2009	CDA	\$5.21



State of California
ASSET FORFEITURE REPORT - 2009

Table 3

Admin Number	Docket Number	Amount Forfeited	Date Disbursed	Recipient	Amount Disbursed
				DA OFFICE	\$52.05
				GENERAL FUND	\$124.92
				SANTA BARBARA CO SO	\$338.33
09-4367		\$201.53	12/31/2009		
				CDA A	\$2.02
				DA OFFICE	\$20.15
				GENERAL FUND	\$48.37
				SANTA BARBARA CO SO	\$130.99
09-4754		\$807.15	9/30/2009		
				CDA A	\$8.07
				DA OFFICE	\$80.71
				GENERAL FUND	\$193.72
				SANTA BARBARA CO SO	\$524.65
09-4882		\$948.88	9/30/2009		
				CDA A	\$9.49
				DA OFFICE	\$94.89
				GENERAL FUND	\$227.73
				SANTA BARBARA CO SO	\$616.77
09-5142		\$1,452.77	12/31/2009		
				CDA A	\$14.53
				DA OFFICE	\$145.28
				GENERAL FUND	\$348.66
				SANTA BARBARA CO SO	\$944.30
09-5521		\$558.54	9/30/2009		
				CDA A	\$5.59
				DA OFFICE	\$55.85
				GENERAL FUND	\$134.05
				SANTA BARBARA CO SO	\$363.05
09-637		\$471.99	9/30/2009		
				CDA A	\$4.72
				DA OFFICE	\$47.20
				GENERAL FUND	\$113.28
				SANTA BARBARA CO SO	\$306.79
09-8189		\$1,428.64	9/30/2009		
				CDA A	\$14.29
				DA OFFICE	\$142.86
				GENERAL FUND	\$342.87
				SANTA BARBARA CO SO	\$928.62
09-9353A		\$11,963.83	9/30/2009		
				CDA A	\$119.64
				DA OFFICE	\$1,196.38
				GENERAL FUND	\$2,871.32
				SANTA BARBARA CO SO	\$7,776.49
09-9353B		\$2,300.61	9/30/2009		
				CDA A	\$23.01
				DA OFFICE	\$230.05
				GENERAL FUND	\$552.15



State of California
ASSET FORFEITURE REPORT - 2009

Table 3

Admin Number	Docket Number	Amount Forfeited	Date Disbursed	Recipient	Amount Disbursed
09-9353C		\$3,133.74	9/30/2009	SANTA BARBARA CO SO	\$1,495.40
				CDA A	\$31.34
				DA OFFICE	\$313.37
				GENERAL FUND	\$752.10
09-9894		\$24,287.67	12/31/2009	SANTA BARBARA CO SO	\$2,036.93
				CDA A	\$242.88
				DA OFFICE	\$2,428.76
				GENERAL FUND	\$5,829.04
				SANTA BARBARA CO SO	\$5,262.33
				SANTA BARBARA PD	\$5,262.33
				SANTA MARIA PD	\$5,262.33
0903-1135		\$8,941.33	9/30/2009	CDA A	\$89.41
				DA OFFICE	\$894.14
				GENERAL FUND	\$2,145.92
				LOMPOC PD	\$5,811.86
0904-2829		\$1,186.35	9/30/2009	CDA A	\$11.86
				DA OFFICE	\$118.64
				GENERAL FUND	\$284.72
				LOMPOC PD	\$771.13
0905-3202		\$684.43	12/31/2009	CDA A	\$6.84
				DA OFFICE	\$68.45
				GENERAL FUND	\$164.26
				LOMPOC PD	\$444.88
0906-1131		\$2,644.28	12/31/2009	CDA A	\$26.44
				DA OFFICE	\$264.43
				GENERAL FUND	\$634.63
				LOMPOC PD	\$1,718.78
09R01586		\$552.06	12/31/2009	CDA A	\$5.52
				DA OFFICE	\$55.21
				GENERAL FUND	\$132.49
				SANTA MARIA PD	\$358.84
09R01847		\$3,342.44	12/31/2009	CDA A	\$33.42
				DA OFFICE	\$334.24
				GENERAL FUND	\$802.19
				SANTA MARIA PD	\$2,172.59
09R02127		\$1,235.28	9/30/2009	CDA A	\$12.35
				DA OFFICE	\$123.53
				GENERAL FUND	\$296.47



State of California
ASSET FORFEITURE REPORT - 2009

Table 3

Admin Number	Docket Number	Amount Forfeited	Date Disbursed	Recipient	Amount Disbursed
09R03347		\$217.86	9/30/2009	SANTA MARIA PD	\$802.93
				CDA	\$2.18
				DA OFFICE	\$21.78
				GENERAL FUND	\$52.29
09R05644		\$5,895.34	9/30/2009	SANTA MARIA PD	\$141.61
				CDA	\$58.95
				DA OFFICE	\$589.54
				GENERAL FUND	\$1,414.88
09R06129		\$1,779.93	9/30/2009	SANTA MARIA PD	\$3,831.97
				CDA	\$17.80
				DA OFFICE	\$178.00
				GENERAL FUND	\$427.18
09R07850		\$2,459.16	12/31/2009	SANTA MARIA PD	\$1,156.95
				CDA	\$24.59
				DA OFFICE	\$245.92
				GENERAL FUND	\$590.20
09R08779		\$4,378.51	12/31/2009	SANTA MARIA PD	\$1,598.45
				CDA	\$43.79
				DA OFFICE	\$437.85
				GENERAL FUND	\$1,050.84
2007R14010		\$308.71	3/31/2009	SANTA MARIA PD	\$2,846.03
				CDA	\$3.09
				DA OFFICE	\$30.87
				GENERAL FUND	\$74.09
SB07-0026G		\$2,950.13	6/30/2009	SANTA MARIA PD	\$200.66
				CDA	\$29.50
				DA OFFICE	\$295.02
				GENERAL FUND	\$708.03
SB07-0026H		\$7,953.51	6/30/2009	TF SANTA BARBARA-	\$1,917.58
				CDA	\$79.54
				DA OFFICE	\$795.35
				GENERAL FUND	\$1,908.84
SB07-0026I		\$7,289.87	6/30/2009	TF SANTA BARBARA-	\$5,169.78
				CDA	\$72.90
				DA OFFICE	\$728.98
				GENERAL FUND	\$1,749.57
				TF SANTA BARBARA-	\$4,738.42



State of California
ASSET FORFEITURE REPORT - 2009

Table 3

Admin Number	Docket Number	Amount Forfeited	Date Disbursed	Recipient	Amount Disbursed
SB09-0004		\$2,142.96	6/30/2009	CDA	\$21.43
				DA OFFICE	\$214.30
				GENERAL FUND	\$514.31
				TF SANTA BARBARA-	\$1,392.92
SANTA BARBARA					\$426,306.90



State of California
ASSET FORFEITURE REPORT - 2009

Table 3

Admin Number	Docket Number	Amount Forfeited	Date Disbursed	Recipient	Amount Disbursed
SANTA CLARA					
070512141		\$648.43	2/26/2009	CDA A	\$6.48
				DA OFFICE	\$64.85
				GENERAL FUND	\$155.62
				MOUNTAIN VIEW PD	\$358.26
				SC CO SPEC FUND	\$63.22
070616160		\$1,775.04	8/4/2009	CDA A	\$17.75
				DA OFFICE	\$177.50
				GENERAL FUND	\$426.01
				SC CO SPEC FUND	\$173.07
				TF SCCSET	\$980.71
070719507		\$4,733.64	4/16/2009	CDA A	\$47.34
				DA OFFICE	\$473.36
				GENERAL FUND	\$1,136.07
				SC CO SPEC FUND	\$461.53
				TF SCCSET	\$2,615.34
070720808		\$5,870.82	6/23/2009	CDA A	\$58.71
				DA OFFICE	\$587.07
				GENERAL FUND	\$1,409.00
				SAN JOSE PD	\$3,243.63
				SC CO SPEC FUND	\$572.41
071234049B		\$11,199.25	6/23/2009	CDA A	\$111.99
				DA OFFICE	\$1,119.94
				GENERAL FUND	\$2,687.82
				SAN JOSE PD	\$6,187.58
				SC CO SPEC FUND	\$1,091.92
080205251		\$2,824.97	3/10/2009	CDA A	\$28.25
				DA OFFICE	\$282.50
				GENERAL FUND	\$677.99
				SAN JOSE PD	\$1,560.80
				SC CO SPEC FUND	\$275.43
080205479A		\$3,721.20	9/1/2009	CDA A	\$37.21
				DA OFFICE	\$372.11
				GENERAL FUND	\$893.09
				SC CO SPEC FUND	\$362.82
				TF SCCSET	\$2,055.97
080617059		\$1,013.90	2/19/2009	CDA A	\$10.14
				DA OFFICE	\$101.39
				GENERAL FUND	\$243.34



State of California
ASSET FORFEITURE REPORT - 2009

Table 3

Admin Number	Docket Number	Amount Forfeited	Date Disbursed	Recipient	Amount Disbursed
				SAN JOSE PD	\$560.18
				SC CO SPEC FUND	\$98.85
080617065		\$904.87	2/19/2009		
				CDAA	\$9.05
				DA OFFICE	\$90.49
				GENERAL FUND	\$217.17
				SAN JOSE PD	\$499.94
				SC CO SPEC FUND	\$88.22
080719215		\$2,489.79	6/2/2009		
				CDAA	\$24.90
				DA OFFICE	\$248.98
				GENERAL FUND	\$597.55
				SC CO SPEC FUND	\$242.75
				SUNNYVALE PD	\$1,375.61
080720513		\$2,080.07	6/2/2009		
				CDAA	\$20.80
				DA OFFICE	\$208.00
				GENERAL FUND	\$499.22
				SAN JOSE PD	\$1,149.24
				SC CO SPEC FUND	\$202.81
080925879		\$904.77	3/20/2009		
				CDAA	\$9.05
				DA OFFICE	\$90.48
				GENERAL FUND	\$217.14
				SC CO SPEC FUND	\$88.21
				TF SCCSET	\$499.89
080925920		\$1,258.53	3/5/2009		
				CDAA	\$12.59
				DA OFFICE	\$125.84
				GENERAL FUND	\$302.05
				SAN JOSE PD	\$695.34
				SC CO SPEC FUND	\$122.71
080925946A		\$5,186.24	3/5/2009		
				CDAA	\$51.86
				DA OFFICE	\$518.62
				GENERAL FUND	\$1,244.70
				MOUNTAIN VIEW PD	\$2,865.40
				SC CO SPEC FUND	\$505.66
080926099		\$2,329.30	3/5/2009		
				CDAA	\$23.29
				DA OFFICE	\$232.94
				GENERAL FUND	\$559.03
				SC CO SPEC FUND	\$227.10
				TF UNET	\$1,286.94
081027479		\$2,538.96	3/20/2009		
				CDAA	\$25.39
				DA OFFICE	\$253.89



State of California
ASSET FORFEITURE REPORT - 2009

Table 3

Admin Number	Docket Number	Amount Forfeited	Date Disbursed	Recipient	Amount Disbursed
				GENERAL FUND	\$609.35
				SC CO SPEC FUND	\$247.55
				TF SCCSET	\$1,402.78
081027489		\$6,678.30	3/5/2009		
				CDA A	\$66.78
				DA OFFICE	\$667.84
				GENERAL FUND	\$1,602.79
				SAN JOSE PD	\$3,689.76
				SC CO SPEC FUND	\$651.13
081027490		\$938.97	3/5/2009		
				CDA A	\$9.39
				DA OFFICE	\$93.90
				GENERAL FUND	\$225.35
				SAN JOSE PD	\$518.78
				SC CO SPEC FUND	\$91.55
081029163		\$1,710.07	3/13/2009		
				CDA A	\$17.10
				DA OFFICE	\$171.01
				GENERAL FUND	\$410.42
				SAN JOSE PD	\$944.81
				SC CO SPEC FUND	\$166.73
081029233		\$1,105.16	6/4/2009		
				CDA A	\$11.05
				DA OFFICE	\$110.51
				GENERAL FUND	\$265.24
				MOUNTAIN VIEW PD	\$610.60
				SC CO SPEC FUND	\$107.76
081029312		\$10,351.18	6/9/2009		
				CDA A	\$103.51
				DA OFFICE	\$1,035.12
				GENERAL FUND	\$3,056.19
				SAN JOSE PD	\$5,147.12
				SC CO SPEC FUND	\$1,009.24
081029907		\$1,965.66	6/8/2009		
				CDA A	\$19.66
				DA OFFICE	\$196.55
				GENERAL FUND	\$471.76
				SAN JOSE PD	\$1,086.03
				SC CO SPEC FUND	\$191.66
081130549		\$10,613.98	6/23/2009		
				CDA A	\$106.14
				DA OFFICE	\$1,061.39
				GENERAL FUND	\$2,547.36
				SAN JOSE PD	\$5,864.23
				SC CO SPEC FUND	\$1,034.86
081132385		\$2,791.64	6/8/2009		
				CDA A	\$27.92



State of California
ASSET FORFEITURE REPORT - 2009

Table 3

Admin Number	Docket Number	Amount Forfeited	Date Disbursed	Recipient	Amount Disbursed
				DA OFFICE	\$279.15
				GENERAL FUND	\$669.99
				SAN JOSE PD	\$1,542.39
				SC CO SPEC FUND	\$272.19
081132400		\$1,830.04	6/8/2009		
				CDA A	\$18.30
				DA OFFICE	\$183.00
				GENERAL FUND	\$439.21
				GILROY PD	\$1,011.10
				SC CO SPEC FUND	\$178.43
081132481		\$3,689.78	6/4/2009		
				CDA A	\$36.90
				DA OFFICE	\$368.96
				GENERAL FUND	\$885.55
				GILROY PD	\$2,038.61
				SC CO SPEC FUND	\$359.76
081132485		\$8,223.71	6/8/2009		
				CDA A	\$82.24
				DA OFFICE	\$822.37
				GENERAL FUND	\$1,973.69
				SAN JOSE PD	\$4,543.60
				SC CO SPEC FUND	\$801.81
081233428		\$2,117.63	8/19/2009		
				CDA A	\$21.18
				DA OFFICE	\$211.76
				GENERAL FUND	\$508.23
				MOUNTAIN VIEW PD	\$1,169.99
				SC CO SPEC FUND	\$206.47
081233576A		\$317.44	6/9/2009		
				CDA A	\$3.17
				DA OFFICE	\$31.74
				GENERAL FUND	\$76.19
				SAN JOSE PD	\$175.39
				SC CO SPEC FUND	\$30.95
081233584		\$2,083.41	6/9/2009		
				CDA A	\$20.83
				DA OFFICE	\$208.35
				GENERAL FUND	\$500.02
				SAN JOSE PD	\$1,151.08
				SC CO SPEC FUND	\$203.13
090101080		\$3,800.11	8/19/2009		
				CDA A	\$38.00
				DA OFFICE	\$380.01
				GENERAL FUND	\$912.03
				SAN JOSE PD	\$2,099.56
				SC CO SPEC FUND	\$370.51



State of California
ASSET FORFEITURE REPORT - 2009

Table 3

Admin Number	Docket Number	Amount Forfeited	Date Disbursed	Recipient	Amount Disbursed
090101104		\$4,486.87	8/7/2009	CDA A	\$44.87
				DA OFFICE	\$448.69
				GENERAL FUND	\$1,076.85
				SAN JOSE PD	\$2,478.99
				SC CO SPEC FUND	\$437.47
090101204		\$3,403.77	8/7/2009	CDA A	\$34.04
				DA OFFICE	\$340.38
				GENERAL FUND	\$816.90
				SAN JOSE PD	\$1,880.58
				SC CO SPEC FUND	\$331.87
090101449		\$1,149.86	8/19/2009	CDA A	\$11.50
				DA OFFICE	\$114.99
				GENERAL FUND	\$275.97
				MOUNTAIN VIEW PD	\$635.29
				SC CO SPEC FUND	\$112.11
090204673		\$3,732.16	8/14/2009	CDA A	\$37.32
				DA OFFICE	\$373.21
				GENERAL FUND	\$895.72
				SAN JOSE PD	\$2,062.02
				SC CO SPEC FUND	\$363.89
090204674		\$1,191.51	11/2/2009	CDA A	\$11.92
				DA OFFICE	\$119.14
				GENERAL FUND	\$285.96
				OTHER	\$116.18
				SAN JOSE PD	\$658.31
090204675		\$12,203.13	11/2/2009	CDA A	\$122.03
				DA OFFICE	\$1,220.31
				GENERAL FUND	\$2,928.75
				OTHER	\$1,189.81
				SAN JOSE PD	\$6,742.23
090205222		\$2,520.56	8/20/2009	CDA A	\$25.21
				DA OFFICE	\$252.05
				GENERAL FUND	\$604.93
				SC CO SPEC FUND	\$245.75
				TF SCCSET	\$1,392.62
090205242		\$871.51	8/19/2009	CDA A	\$8.72
				DA OFFICE	\$87.14
				GENERAL FUND	\$209.16
				SAN JOSE PD	\$481.51



State of California
ASSET FORFEITURE REPORT - 2009

Table 3

Admin Number	Docket Number	Amount Forfeited	Date Disbursed	Recipient	Amount Disbursed
090205244		\$13,829.34	6/23/2009	SC CO SPEC FUND	\$84.98
				CDA A	\$138.29
				DA OFFICE	\$1,382.94
				GENERAL FUND	\$3,319.04
				SAN JOSE PD	\$7,640.71
090307380		\$1,189.02	8/14/2009	SC CO SPEC FUND	\$1,348.36
				CDA A	\$11.89
				DA OFFICE	\$118.91
				GENERAL FUND	\$285.36
				SAN JOSE PD	\$656.93
090307381		\$835.41	8/19/2009	SC CO SPEC FUND	\$115.93
				CDA A	\$8.35
				DA OFFICE	\$83.54
				GENERAL FUND	\$200.50
				SAN JOSE PD	\$461.56
090308043		\$5,098.72	8/20/2009	SC CO SPEC FUND	\$81.46
				CDA A	\$50.99
				DA OFFICE	\$509.86
				GENERAL FUND	\$1,223.69
				SAN JOSE PD	\$2,817.05
090308058		\$1,066.94	8/19/2009	SC CO SPEC FUND	\$497.13
				CDA A	\$10.67
				DA OFFICE	\$106.69
				GENERAL FUND	\$256.07
				SAN JOSE PD	\$589.48
090308119		\$815.03	9/7/2009	SC CO SPEC FUND	\$104.03
				CDA A	\$8.15
				DA OFFICE	\$81.51
				GENERAL FUND	\$195.61
				SAN JOSE PD	\$450.30
090408641A		\$3,718.73	8/20/2009	SC CO SPEC FUND	\$79.46
				CDA A	\$37.19
				DA OFFICE	\$371.86
				GENERAL FUND	\$892.50
				SAN JOSE PD	\$362.58
090408641B		\$4,429.26	12/9/2009	TF SCCSET	\$2,054.60
				CDA A	\$44.29
				DA OFFICE	\$442.94
				GENERAL FUND	\$1,063.02



State of California
ASSET FORFEITURE REPORT - 2009

Table 3

Admin Number	Docket Number	Amount Forfeited	Date Disbursed	Recipient	Amount Disbursed
				OTHER	\$431.85
				TF ALLIED AGYS NET-AANET	\$2,447.16
090408938		\$1,112.44	7/28/2009	CDAA	\$11.12
				DA OFFICE	\$111.25
				GENERAL FUND	\$266.99
				SAN JOSE PD	\$614.62
				SC CO SPEC FUND	\$108.46
090410446		\$916.04	9/15/2009	CDAA	\$9.16
				DA OFFICE	\$91.61
				GENERAL FUND	\$219.85
				SC CO SPEC FUND	\$89.31
				TF UNET	\$506.11
090512194		\$1,246.37	9/7/2009	CDAA	\$12.46
				DA OFFICE	\$124.63
				GENERAL FUND	\$299.13
				SAN JOSE PD	\$688.62
				SC CO SPEC FUND	\$121.53
090512356		\$1,386.87	9/7/2009	CDAA	\$13.87
				DA OFFICE	\$138.68
				GENERAL FUND	\$332.85
				SAN JOSE PD	\$766.25
				SC CO SPEC FUND	\$135.22
090512358		\$975.79	9/9/2009	CDAA	\$9.76
				DA OFFICE	\$97.58
				GENERAL FUND	\$234.19
				SAN JOSE PD	\$539.12
				SC CO SPEC FUND	\$95.14
090512473		\$2,956.46	11/2/2009	CDAA	\$29.56
				DA OFFICE	\$295.64
				GENERAL FUND	\$709.55
				OTHER	\$288.26
				SAN JOSE PD	\$1,633.45
090614624		\$1,908.62	9/9/2009	CDAA	\$19.09
				DA OFFICE	\$190.85
				GENERAL FUND	\$458.07
				SAN JOSE PD	\$1,054.52
				SC CO SPEC FUND	\$186.09
090717674		\$1,307.56	12/2/2009	CDAA	\$13.08
				DA OFFICE	\$130.76



State of California
ASSET FORFEITURE REPORT - 2009

Table 3

Admin Number	Docket Number	Amount Forfeited	Date Disbursed	Recipient	Amount Disbursed
				GENERAL FUND	\$313.81
				MORGAN HILL PD	\$722.43
				OTHER	\$127.48
AF 04-0001		\$3,939.90	12/23/2009	CDA	\$39.40
				DA OFFICE	\$393.99
				GENERAL FUND	\$945.58
				OTHER	\$384.14
				TF ALLIED AGYS NET-AANET	\$2,176.79
SANTA CLARA					\$183,988.73



State of California
ASSET FORFEITURE REPORT - 2009

Table 3

Admin Number	Docket Number	Amount Forfeited	Date Disbursed	Recipient	Amount Disbursed
SANTA CRUZ					
06-032		\$1,141,338.53	11/30/2009	CDA A	\$11,413.39
				GENERAL FUND	\$273,921.25
				SANTA CRUZ CO DA	\$114,133.86
				SANTA CRUZ CO SO	\$630,589.52
				SC CO SPEC FUND	\$111,280.51
08-002		\$3,181.64	7/24/2009	CDA A	\$31.82
				GENERAL FUND	\$763.59
				SC CO SPEC FUND	\$318.16
				SC CO SPEC FUND	\$310.21
				WATSONVILLE PD	\$1,757.86
08-003		\$2,025.53	6/30/2009	CDA A	\$20.25
				GENERAL FUND	\$486.14
				SANTA CRUZ CO DA	\$202.56
				SC CO SPEC FUND	\$197.48
				TF SANTA CRUZ CO NET	\$1,119.10
08-005		\$879.97	4/27/2009	CDA A	\$8.80
				GENERAL FUND	\$211.19
				SANTA CRUZ CO DA	\$88.00
				SANTA CRUZ CO SO	\$486.18
				SC CO SPEC FUND	\$85.80
08-007		\$26,106.20	2/2/2009	CDA A	\$261.06
				GENERAL FUND	\$6,265.49
				SANTA CRUZ CO DA	\$2,610.62
				SANTA CRUZ CO SO	\$14,423.68
				SC CO SPEC FUND	\$2,545.35
08-008		\$997.13	7/24/2009	CDA A	\$9.97
				GENERAL FUND	\$239.31
				SANTA CRUZ CO DA	\$99.72
				SANTA CRUZ CO SO	\$550.91
				SC CO SPEC FUND	\$97.22
08-010		\$1,634.26	1/10/2009	CDA A	\$16.34
				GENERAL FUND	\$392.22
				SANTA CRUZ CO DA	\$163.43
				SANTA CRUZ CO SO	\$902.93
				SC CO SPEC FUND	\$159.34
08-012		\$9,214.81	11/5/2009	CDA A	\$92.15
				GENERAL FUND	\$2,211.55
				SANTA CRUZ CO DA	\$921.48



State of California
ASSET FORFEITURE REPORT - 2009

Table 3

Admin Number	Docket Number	Amount Forfeited	Date Disbursed	Recipient	Amount Disbursed
				SC CO SPEC FUND	\$898.45
				TF SANTA CRUZ CO NET	\$5,091.18
08-013		\$3,489.84	11/5/2009		
				CDAA	\$34.90
				GENERAL FUND	\$837.56
				SANTA CRUZ CO DA	\$348.98
				SC CO SPEC FUND	\$340.26
				TF SANTA CRUZ CO NET	\$1,928.14
08-015		\$2,858.69	6/22/2009		
				CAPITOLA PD	\$1,579.42
				CDAA	\$28.59
				GENERAL FUND	\$686.09
				SANTA CRUZ CO DA	\$285.87
				SC CO SPEC FUND	\$278.72
08-019		\$1,000.00	9/25/2009		
				CAPITOLA PD	\$552.50
				CDAA	\$10.00
				GENERAL FUND	\$240.00
				SANTA CRUZ CO DA	\$100.00
				SC CO SPEC FUND	\$97.50
08-020		\$1,914.43	2/25/2009		
				CDAA	\$19.14
				GENERAL FUND	\$459.46
				SANTA CRUZ CO DA	\$191.44
				SANTA CRUZ CO SO	\$1,057.72
				SC CO SPEC FUND	\$186.67
08-021		\$203.01	5/11/2009		
				CDAA	\$2.03
				GENERAL FUND	\$48.72
				SANTA CRUZ CO DA	\$20.30
				SANTA CRUZ CO SO	\$112.17
				SC CO SPEC FUND	\$19.79
08-022		\$2,483.60	6/30/2009		
				CDAA	\$24.84
				GENERAL FUND	\$596.06
				SANTA CRUZ CO DA	\$248.36
				SC CO SPEC FUND	\$242.15
				TF SANTA CRUZ CO NET	\$1,372.19
08-026		\$1,899.43	6/3/2009		
				CDAA	\$18.99
				GENERAL FUND	\$455.87
				SANTA CRUZ CO DA	\$189.95
				SANTA CRUZ CO SO	\$1,049.43
				SC CO SPEC FUND	\$185.19
08-028		\$608.37	7/24/2009		
				CDAA	\$6.08
				GENERAL FUND	\$146.00



State of California
ASSET FORFEITURE REPORT - 2009

Table 3

Admin Number	Docket Number	Amount Forfeited	Date Disbursed	Recipient	Amount Disbursed
				SANTA CRUZ CO DA	\$60.85
				SC CO SPEC FUND	\$59.32
				WATSONVILLE PD	\$336.12
08-039		\$3,002.64	10/27/2009		
				CDA A	\$30.03
				GENERAL FUND	\$720.63
				SANTA CRUZ CO DA	\$300.26
				SANTA CRUZ CO SO	\$1,658.96
				SC CO SPEC FUND	\$292.76
09-004		\$3,755.00	7/14/2009		
				CDA A	\$37.55
				GENERAL FUND	\$901.20
				SANTA CRUZ CO DA	\$375.50
				SANTA CRUZ PD	\$2,074.64
				SC CO SPEC FUND	\$366.11
09-012		\$5,215.29	11/30/2009		
				CDA A	\$52.15
				GENERAL FUND	\$1,251.67
				SANTA CRUZ CO DA	\$521.53
				SANTA CRUZ CO SO	\$2,881.45
				SC CO SPEC FUND	\$508.49
09-019		\$7,798.64	11/30/2009		
				CDA A	\$77.99
				GENERAL FUND	\$1,871.67
				SANTA CRUZ CO DA	\$779.86
				SANTA CRUZ CO SO	\$4,308.75
				SC CO SPEC FUND	\$760.37
09-021		\$2,849.95	11/30/2009		
				CDA A	\$28.50
				GENERAL FUND	\$683.99
				SANTA CRUZ CO DA	\$284.99
				SANTA CRUZ CO SO	\$1,574.60
				SC CO SPEC FUND	\$277.87
09-022		\$2,458.49	11/30/2009		
				CDA A	\$24.58
				GENERAL FUND	\$590.04
				SANTA CRUZ CO DA	\$245.85
				SANTA CRUZ CO SO	\$1,358.32
				SC CO SPEC FUND	\$239.70
09-023		\$1,914.39	11/30/2009		
				CDA A	\$19.14
				GENERAL FUND	\$459.45
				SANTA CRUZ CO DA	\$191.45
				SANTA CRUZ CO SO	\$1,057.70
				SC CO SPEC FUND	\$186.65
09-026		\$4,890.70	11/30/2009		
				CDA A	\$48.91



State of California
ASSET FORFEITURE REPORT - 2009

Table 3

Admin Number	Docket Number	Amount Forfeited	Date Disbursed	Recipient	Amount Disbursed
				GENERAL FUND	\$1,173.77
				SANTA CRUZ CO DA	\$489.07
				SANTA CRUZ CO SO	\$2,702.11
				SC CO SPEC FUND	\$476.84
09-028		\$6,072.94	11/2/2009		
				CDA A	\$60.73
				GENERAL FUND	\$1,457.51
				SANTA CRUZ CO DA	\$607.29
				SANTA CRUZ CO SO	\$3,355.30
				SC CO SPEC FUND	\$592.11
09-033		\$946.22	11/2/2009		
				CDA A	\$9.46
				GENERAL FUND	\$227.09
				SANTA CRUZ CO DA	\$94.62
				SANTA CRUZ CO SO	\$522.79
				SC CO SPEC FUND	\$92.26
09-034		\$5,578.12	11/30/2009		
				CDA A	\$55.78
				GENERAL FUND	\$1,338.75
				SANTA CRUZ CO DA	\$557.81
				SANTA CRUZ CO SO	\$3,081.91
				SC CO SPEC FUND	\$543.87
09-035		\$429.51	11/2/2009		
				CDA A	\$4.30
				GENERAL FUND	\$103.08
				SANTA CRUZ CO DA	\$42.95
				SANTA CRUZ CO SO	\$237.30
				SC CO SPEC FUND	\$41.88
SANTA CRUZ					\$1,244,747.33



State of California
ASSET FORFEITURE REPORT - 2009

Table 3

Admin Number	Docket Number	Amount Forfeited	Date Disbursed	Recipient	Amount Disbursed
SHASTA					
0771197	161712	\$1,375.50	6/5/2009	CDA DA OFFICE GENERAL FUND REDDING PD	\$13.76 \$137.54 \$330.12 \$894.08
0915590		\$225.00	6/15/2009	CDA DA OFFICE GENERAL FUND REDDING PD	\$2.25 \$22.50 \$54.00 \$146.25
093632		\$2,467.64	3/24/2009	CDA DA OFFICE GENERAL FUND REDDING PD	\$24.68 \$246.76 \$592.23 \$1,603.97
095608		\$2,627.00	4/28/2009	CDA DA OFFICE GENERAL FUND REDDING PD	\$26.27 \$262.70 \$630.48 \$1,707.55
779015	162080	\$13,978.00	9/24/2009	CDA DA OFFICE GENERAL FUND REDDING PD	\$139.78 \$1,397.80 \$3,354.72 \$9,085.70
876551	164880	\$540.00	12/31/2009	CDA DA OFFICE GENERAL FUND REDDING PD	\$5.40 \$54.00 \$129.60 \$351.00
941545		\$1,685.00	1/2/2009	CDA DA OFFICE GENERAL FUND REDDING PD	\$16.85 \$168.50 \$404.40 \$1,095.25
955463		\$680.00	11/30/2009	CDA DA OFFICE GENERAL FUND REDDING PD	\$6.80 \$68.00 \$163.20 \$442.00
99613	165674	\$2,086.70	10/20/2009	CDA DA OFFICE GENERAL FUND REDDING PD	\$20.87 \$208.66 \$500.81 \$1,356.36



State of California
ASSET FORFEITURE REPORT - 2009

Table 3

Admin Number	Docket Number	Amount Forfeited	Date Disbursed	Recipient	Amount Disbursed
NC0746	161680	\$1,385.00	11/30/2009	CDA A	\$13.85
				DA OFFICE	\$138.50
				GENERAL FUND	\$332.40
				TF CAL MMET	\$900.25
NC08102	164895	\$2,738.30	6/5/2009	CDA A	\$27.38
				DA OFFICE	\$273.83
				GENERAL FUND	\$657.19
				TF CAL MMET	\$1,779.90
NC08114	165193	\$86,382.00	6/5/2009	CDA A	\$863.82
				DA OFFICE	\$8,638.20
				GENERAL FUND	\$20,731.68
				TF CAL MMET	\$56,148.30
NC082		\$3,048.75	5/4/2009	CDA A	\$30.49
				DA OFFICE	\$304.87
				GENERAL FUND	\$731.70
				TF CAL MMET	\$1,981.69
NC0893		\$4,905.00	2/19/2009	CDA A	\$49.05
				DA OFFICE	\$490.50
				GENERAL FUND	\$1,177.20
				TF CAL MMET	\$3,188.25
NC0895		\$6,185.00	2/19/2009	CDA A	\$61.85
				DA OFFICE	\$618.50
				GENERAL FUND	\$1,484.40
				TF CAL MMET	\$4,020.25
NC0898		\$1,657.32	2/25/2009	CDA A	\$16.57
				DA OFFICE	\$165.73
				GENERAL FUND	\$397.76
				TF CAL MMET	\$1,077.26
NC0898A		\$9,230.00	2/25/2009	CDA A	\$92.30
				DA OFFICE	\$923.00
				GENERAL FUND	\$2,215.20
				TF CAL MMET	\$5,999.50
NC0915		\$24,000.00	5/8/2009	CDA A	\$240.00
				DA OFFICE	\$2,400.00
				GENERAL FUND	\$5,760.00
				TF CAL MMET	\$15,600.00
NC0919	165616	\$99,512.00	12/29/2009	CDA A	\$995.12



State of California
ASSET FORFEITURE REPORT - 2009

Table 3

Admin Number	Docket Number	Amount Forfeited	Date Disbursed	Recipient	Amount Disbursed
				DA OFFICE	\$9,951.20
				GENERAL FUND	\$23,882.88
				TF CAL MMET	\$64,682.80
NC092		\$13,500.00	4/20/2009		
				CDA A	\$135.00
				DA OFFICE	\$1,350.00
				GENERAL FUND	\$3,240.00
				TF CAL MMET	\$8,775.00
NC0927		\$9,520.90	6/30/2009		
				CDA A	\$95.21
				DA OFFICE	\$952.08
				GENERAL FUND	\$2,285.02
				TF CAL MMET	\$6,188.59
NC0931		\$9,120.00	7/15/2009		
				CDA A	\$91.20
				DA OFFICE	\$912.00
				GENERAL FUND	\$2,188.80
				TF CAL MMET	\$5,928.00
NC0939	165077	\$2,309.49	7/14/2009		
				CDA A	\$23.09
				DA OFFICE	\$230.95
				GENERAL FUND	\$554.28
				TF CAL MMET	\$1,501.17
RE0839		\$2,840.00	2/25/2009		
				BNE	\$1,846.00
				CDA A	\$28.40
				DA OFFICE	\$284.00
				GENERAL FUND	\$681.60
SH06111	157976	\$1,541.00	4/17/2009		
				CDA A	\$15.41
				DA OFFICE	\$154.10
				GENERAL FUND	\$369.84
				TF SHASTA INTERAGCY NTF	\$1,001.65
SH08123		\$5,963.48	1/16/2009		
				CDA A	\$59.63
				DA OFFICE	\$596.35
				GENERAL FUND	\$1,431.24
				TF SHASTA INTERAGCY NTF	\$3,876.26
SH08129		\$500.00	1/29/2009		
				CDA A	\$5.00
				DA OFFICE	\$50.00
				GENERAL FUND	\$120.00
				TF SHASTA INTERAGCY NTF	\$325.00
SH08135		\$518.00	2/17/2009		
				CDA A	\$5.18
				DA OFFICE	\$51.80
				GENERAL FUND	\$124.32



State of California
ASSET FORFEITURE REPORT - 2009

Table 3

Admin Number	Docket Number	Amount Forfeited	Date Disbursed	Recipient	Amount Disbursed
SH08140		\$879.00	2/25/2009	TF SHASTA INTERAGCY NTF	\$336.70
				CDA A	\$8.79
				DA OFFICE	\$87.90
				GENERAL FUND	\$210.96
SH08148		\$1,443.00	5/4/2009	TF SHASTA INTERAGCY NTF	\$571.35
				CDA A	\$14.43
				DA OFFICE	\$144.30
				GENERAL FUND	\$346.32
SH08151	165158	\$8,752.00	8/19/2009	TF SHASTA INTERAGCY NTF	\$937.95
				CDA A	\$87.52
				DA OFFICE	\$875.20
				GENERAL FUND	\$2,100.48
SH08162		\$4,293.79	5/4/2009	TF SHASTA INTERAGCY NTF	\$5,688.80
				CDA A	\$42.94
				DA OFFICE	\$429.38
				GENERAL FUND	\$1,030.51
SH0875	163741	\$5,860.00	12/29/2009	TF SHASTA INTERAGCY NTF	\$2,790.96
				CDA A	\$58.60
				DA OFFICE	\$586.00
				GENERAL FUND	\$1,406.40
SH0875A		\$22,366.00	12/29/2009	TF SHASTA INTERAGCY NTF	\$3,809.00
				CDA A	\$223.66
				DA OFFICE	\$2,236.60
				GENERAL FUND	\$5,367.84
SH0917		\$2,589.33	5/27/2009	TF SHASTA INTERAGCY NTF	\$14,537.90
				CDA A	\$25.89
				DA OFFICE	\$258.94
				GENERAL FUND	\$621.44
SH0930		\$1,811.00	7/27/2009	TF SHASTA INTERAGCY NTF	\$1,683.06
				CDA A	\$18.11
				DA OFFICE	\$181.10
				GENERAL FUND	\$434.64
SH0933		\$827.00	9/11/2009	TF SHASTA INTERAGCY NTF	\$1,177.15
				CDA A	\$8.27
				DA OFFICE	\$82.70
				GENERAL FUND	\$198.48
				TF SHASTA INTERAGCY NTF	\$537.55



State of California
ASSET FORFEITURE REPORT - 2009

Table 3

Admin Number	Docket Number	Amount Forfeited	Date Disbursed	Recipient	Amount Disbursed
SH0944		\$806.00	9/11/2009	CDA DA OFFICE GENERAL FUND TF SHASTA INTERAGCY NTF	\$8.06 \$80.60 \$193.44 \$523.90
SH0959		\$5,327.97	9/24/2009	CDA DA OFFICE GENERAL FUND TF SHASTA INTERAGCY NTF	\$53.28 \$532.80 \$1,278.71 \$3,463.18
SH098	165568	\$1,302.29	5/19/2009	CDA DA OFFICE GENERAL FUND TF SHASTA INTERAGCY NTF	\$13.02 \$130.23 \$312.55 \$846.49
SHASTA					\$366,778.46



State of California
ASSET FORFEITURE REPORT - 09

Table 3

Admin Number	Docket Number	Amount Forfeited	Date Disbursed	Recipient	Amount Disbursed
SISKIYOU					
SQ2007-00139		\$3,311.02	4/24/2009	15% - 11489	\$322.83
				CDAA	\$33.11
				DA OFFICE	\$331.10
				GENERAL FUND	\$794.64
				TF SISKIYOU CO INTF	\$1,829.34
SQ2008-00062		\$31,826.93	4/24/2009	15% - 11489	\$3,103.12
				CDAA	\$318.26
				CHP	\$5,171.88
				DA OFFICE	\$3,182.70
				GENERAL FUND	\$7,638.47
				TF SISKIYOU CO INTF	\$12,412.50
SQ2008-00117		\$616.99	4/24/2009	15% - 11489	\$60.16
				CDAA	\$6.17
				DA OFFICE	\$61.71
				GENERAL FUND	\$148.07
				TF SISKIYOU CO INTF	\$340.88
SQ2008-00166		\$1,454.04	4/24/2009	15% - 11489	\$141.77
				CDAA	\$14.54
				DA OFFICE	\$145.40
				GENERAL FUND	\$348.97
				TF SISKIYOU CO INTF	\$803.36
SQ2009-00036		\$194.76	10/14/2009	15% - 11489	\$18.99
				CDAA	\$1.95
				DA OFFICE	\$19.48
				GENERAL FUND	\$46.74
				TF SISKIYOU CO INTF	\$107.60
SISKIYOU					\$37,403.74



State of California
ASSET FORFEITURE REPORT - 2009

Table 3

Admin Number	Docket Number	Amount Forfeited	Date Disbursed	Recipient	Amount Disbursed
SOLANO					
04-2252	NET	\$8,667.10	11/29/2009	15% - 11489	\$845.04
				CDAA	\$86.67
				DA OFFICE	\$866.71
				GENERAL FUND	\$2,080.10
				TF SOLANO CO NET-SOLNET	\$4,788.58
04-2288	VVPD	\$1,197.27	7/20/2009	15% - 11489	\$116.73
				CDAA	\$11.97
				DA OFFICE	\$119.73
				GENERAL FUND	\$287.34
				VACAVILLE PD	\$661.50
06-2491	VPD	\$1,318.17	11/9/2009	15% - 11489	\$128.52
				CDAA	\$13.18
				DA OFFICE	\$131.82
				GENERAL FUND	\$316.36
				VALLEJO PD	\$728.29
06-2502	VPD	\$576.61	11/9/2009	15% - 11489	\$56.21
				CDAA	\$5.77
				DA OFFICE	\$57.66
				GENERAL FUND	\$138.39
				VALLEJO PD	\$318.58
07-2643	VPD	\$853.01	11/9/2009	15% - 11489	\$83.16
				CDAA	\$8.53
				DA OFFICE	\$85.30
				GENERAL FUND	\$204.72
				VALLEJO PD	\$471.30
07-2725	VVPD	\$1,311.15	2/5/2009	15% - 11489	\$127.83
				CDAA	\$13.11
				DA OFFICE	\$131.12
				GENERAL FUND	\$314.68
				VACAVILLE PD	\$724.41
07-2735	NET	\$20,392.30	3/26/2009	15% - 11489	\$1,988.24
				CDAA	\$203.92
				DA OFFICE	\$2,039.23
				GENERAL FUND	\$4,894.15
				SOLANO CO SO	\$6,438.15
				TF SOLANO CO NET-SOLNET	\$4,828.61
07-2759	VVPD	\$5,687.48	2/24/2009	15% - 11489	\$560.12
				CDAA	\$56.87



State of California
ASSET FORFEITURE REPORT - 2009

Table 3

Admin Number	Docket Number	Amount Forfeited	Date Disbursed	Recipient	Amount Disbursed
				DA OFFICE	\$568.75
				GENERAL FUND	\$1,365.00
				VACAVILLE PD	\$3,136.74
08-2801	VPD	\$1,107.67	12/14/2009		
				15% - 11489	\$107.99
				CDA A	\$11.08
				DA OFFICE	\$110.77
				GENERAL FUND	\$265.84
				VALLEJO PD	\$611.99
08-2806	VPD	\$3,889.06	11/29/2009		
				15% - 11489	\$379.18
				CDA A	\$38.89
				DA OFFICE	\$388.91
				GENERAL FUND	\$933.37
				VALLEJO PD	\$2,148.71
08-2808	CHP	\$2,022.76	4/3/2009		
				15% - 11489	\$197.21
				CDA A	\$20.23
				CHP-SOLANO	\$1,117.58
				DA OFFICE	\$202.28
				GENERAL FUND	\$485.46
08-2811	VVPD	\$2,031.20	12/29/2009		
				15% - 11489	\$198.04
				CDA A	\$20.31
				DA OFFICE	\$203.12
				GENERAL FUND	\$487.49
				VACAVILLE PD	\$1,122.24
08-2820	VVPD	\$2,033.74	12/29/2009		
				15% - 11489	\$198.28
				CDA A	\$20.34
				DA OFFICE	\$203.37
				GENERAL FUND	\$488.10
				VACAVILLE PD	\$1,123.65
08-2840	FFPD	\$5,664.98	3/11/2009		
				15% - 11489	\$552.33
				CDA A	\$56.65
				DA OFFICE	\$566.50
				FAIRFIELD PD	\$3,129.90
				GENERAL FUND	\$1,359.60
08-2841	VPD	\$4,573.01	8/20/2009		
				15% - 11489	\$445.86
				CDA A	\$45.73
				DA OFFICE	\$457.30
				GENERAL FUND	\$1,097.52
				VALLEJO PD	\$2,526.60
08-2861	NET	\$2,556.74	9/17/2009		
				15% - 11489	\$249.28



State of California
ASSET FORFEITURE REPORT - 2009

Table 3

Admin Number	Docket Number	Amount Forfeited	Date Disbursed	Recipient	Amount Disbursed
				CDAA	\$25.57
				DA OFFICE	\$255.67
				GENERAL FUND	\$613.62
				SOLANO CO SO	\$807.20
				TF SOLANO CO NET-SOLNET	\$605.40
08-2864	FFPD	\$1,943.12	10/15/2009		
				15% - 11489	\$189.45
				CDAA	\$19.43
				DA OFFICE	\$194.31
				FAIRFIELD PD	\$1,073.58
				GENERAL FUND	\$466.35
08-2868	VPD	\$830.59	2/20/2009		
				15% - 11489	\$80.98
				CDAA	\$8.31
				DA OFFICE	\$83.06
				GENERAL FUND	\$199.34
				VALLEJO PD	\$458.90
08-2877	NET/SO	\$8,810.34	7/20/2009		
				15% - 11489	\$859.00
				CDAA	\$88.10
				DA OFFICE	\$881.03
				GENERAL FUND	\$2,114.48
				SOLANO CO SO	\$2,781.55
				TF SOLANO CO NET-SOLNET	\$2,086.18
08-2880	VVPD	\$3,093.49	11/4/2009		
				15% - 11489	\$301.61
				CDAA	\$30.93
				DA OFFICE	\$309.35
				GENERAL FUND	\$742.44
				VACAVILLE PD	\$1,709.16
08-2883	VVPD	\$955.42	8/10/2009		
				15% - 11489	\$93.15
				CDAA	\$9.55
				DA OFFICE	\$95.54
				GENERAL FUND	\$229.30
				VACAVILLE PD	\$527.88
08-2888	VPD	\$521.56	11/9/2009		
				15% - 11489	\$50.85
				CDAA	\$5.22
				DA OFFICE	\$52.16
				GENERAL FUND	\$125.17
				VALLEJO PD	\$288.16
08-2890	VPD	\$4,596.50	3/20/2009		
				15% - 11489	\$448.15
				CDAA	\$45.97
				DA OFFICE	\$459.65
				GENERAL FUND	\$1,103.16



State of California
ASSET FORFEITURE REPORT - 2009

Table 3

Admin Number	Docket Number	Amount Forfeited	Date Disbursed	Recipient	Amount Disbursed
08-2892	SPD	\$1,389.50	8/20/2009	VALLEJO PD	\$2,539.57
				15% - 11489	\$135.47
				CDAA	\$13.90
				DA OFFICE	\$138.95
				GENERAL FUND	\$333.48
				SUISUN CITY PD	\$767.70
08-2893	VPD	\$741.30	2/27/2009	15% - 11489	\$72.27
				CDAA	\$7.41
				DA OFFICE	\$74.13
				GENERAL FUND	\$177.91
				VALLEJO PD	\$409.58
08-2894	FFPD	\$6,094.41	2/27/2009	15% - 11489	\$594.20
				CDAA	\$60.94
				DA OFFICE	\$609.44
				FAIRFIELD PD	\$3,367.17
				GENERAL FUND	\$1,462.66
08-2895	FFPD	\$875.42	2/27/2009	15% - 11489	\$85.35
				CDAA	\$8.75
				DA OFFICE	\$87.54
				FAIRFIELD PD	\$483.68
				GENERAL FUND	\$210.10
08-2896	FFPD	\$384.05	2/27/2009	15% - 11489	\$37.44
				CDAA	\$3.84
				DA OFFICE	\$38.41
				FAIRFIELD PD	\$212.19
				GENERAL FUND	\$92.17
08-2897	FFPD	\$6,046.15	2/27/2009	15% - 11489	\$589.50
				CDAA	\$60.46
				DA OFFICE	\$604.62
				FAIRFIELD PD	\$3,340.49
				GENERAL FUND	\$1,451.08
08-2898	VVPD	\$2,436.52	4/30/2009	15% - 11489	\$237.56
				CDAA	\$24.37
				DA OFFICE	\$243.65
				GENERAL FUND	\$584.76
				VACAVILLE PD	\$1,346.18
08-2899	BPD	\$114.88	2/27/2009	15% - 11489	\$11.20
				BENICIA PD	\$63.47
				CDAA	\$1.15



State of California
ASSET FORFEITURE REPORT - 2009

Table 3

Admin Number	Docket Number	Amount Forfeited	Date Disbursed	Recipient	Amount Disbursed
				DA OFFICE	\$11.49
				GENERAL FUND	\$27.57
08-2901	FFPD	\$364.87	2/27/2009	15% - 11489	\$35.57
				CDA A	\$3.65
				DA OFFICE	\$36.49
				FAIRFIELD PD	\$201.59
				GENERAL FUND	\$87.57
08-2902	VVPD	\$624.42	2/27/2009	15% - 11489	\$60.88
				CDA A	\$6.24
				DA OFFICE	\$62.44
				GENERAL FUND	\$149.86
				VACAVILLE PD	\$345.00
08-2903	FFPD	\$256.54	2/27/2009	15% - 11489	\$25.01
				CDA A	\$2.57
				DA OFFICE	\$25.65
				FAIRFIELD PD	\$141.74
				GENERAL FUND	\$61.57
08-2904	FFPD	\$74.74	2/27/2009	15% - 11489	\$7.28
				CDA A	\$0.75
				DA OFFICE	\$7.47
				FAIRFIELD PD	\$41.30
				GENERAL FUND	\$17.94
08-2905	FFPD	\$2,158.23	2/27/2009	15% - 11489	\$210.42
				CDA A	\$21.58
				DA OFFICE	\$215.82
				FAIRFIELD PD	\$1,192.43
				GENERAL FUND	\$517.98
08-2907	FFPD	\$647.17	2/27/2009	15% - 11489	\$63.09
				CDA A	\$6.47
				DA OFFICE	\$64.72
				FAIRFIELD PD	\$357.57
				GENERAL FUND	\$155.32
08-2908	VPD	\$1,149.94	8/4/2009	15% - 11489	\$112.11
				CDA A	\$11.50
				DA OFFICE	\$114.99
				GENERAL FUND	\$275.99
				VALLEJO PD	\$635.35
08-2909	FFPD	\$1,267.25	7/23/2009	15% - 11489	\$123.55
				CDA A	\$12.67



State of California
ASSET FORFEITURE REPORT - 2009

Table 3

Admin Number	Docket Number	Amount Forfeited	Date Disbursed	Recipient	Amount Disbursed
				DA OFFICE	\$126.73
				FAIRFIELD PD	\$700.16
				GENERAL FUND	\$304.14
08-2912	SO	\$9,009.12	2/27/2009		
				15% - 11489	\$878.38
				CDA A	\$90.09
				DA OFFICE	\$900.91
				GENERAL FUND	\$2,162.19
				SOLANO CO SO	\$4,977.55
08-2914	NET/SO	\$7,494.63	2/27/2009		
				15% - 11489	\$730.72
				CDA A	\$74.95
				DA OFFICE	\$749.46
				GENERAL FUND	\$1,798.71
				SOLANO CO SO	\$2,366.17
				TF SOLANO CO NET-SOLNET	\$1,774.62
08-2915	VPD	\$1,963.28	2/27/2009		
				15% - 11489	\$191.41
				CDA A	\$19.63
				DA OFFICE	\$196.33
				GENERAL FUND	\$471.19
				VALLEJO PD	\$1,084.72
08-2916	NET/SO	\$1,372.01	2/27/2009		
				15% - 11489	\$133.77
				CDA A	\$13.72
				DA OFFICE	\$137.20
				GENERAL FUND	\$329.28
				SOLANO CO SO	\$433.17
				TF SOLANO CO NET-SOLNET	\$324.87
08-2917	FFPD	\$1,140.56	11/9/2009		
				15% - 11489	\$111.20
				CDA A	\$11.41
				DA OFFICE	\$114.06
				FAIRFIELD PD	\$630.16
				GENERAL FUND	\$273.73
08-2920	FFPD	\$589.62	7/23/2009		
				15% - 11489	\$57.48
				CDA A	\$5.90
				DA OFFICE	\$58.96
				FAIRFIELD PD	\$325.77
				GENERAL FUND	\$141.51
08-2921	NET/SO	\$5,841.21	3/24/2009		
				15% - 11489	\$569.51
				CDA A	\$58.41
				DA OFFICE	\$584.12
				GENERAL FUND	\$1,401.89
				SOLANO CO SO	\$1,843.10



State of California
ASSET FORFEITURE REPORT - 2009

Table 3

Admin Number	Docket Number	Amount Forfeited	Date Disbursed	Recipient	Amount Disbursed
09-2923	NET	\$1,610.04	7/20/2009	TF SOLANO CO NET-SOLNET	\$1,384.18
				15% - 11489	\$156.97
				CDA A	\$16.10
				DA OFFICE	\$161.00
				GENERAL FUND	\$386.41
				SOLANO CO SO	\$508.32
09-2924	NET/BPD	\$1,051.94	7/20/2009	TF SOLANO CO NET-SOLNET	\$381.24
				15% - 11489	\$102.56
				CDA A	\$10.52
				DA OFFICE	\$105.19
				GENERAL FUND	\$252.47
				SOLANO CO SO	\$332.11
09-2925	VPD	\$430.90	8/4/2009	TF SOLANO CO NET-SOLNET	\$249.09
				15% - 11489	\$42.01
				CDA A	\$4.31
				DA OFFICE	\$43.09
				GENERAL FUND	\$103.42
				VALLEJO PD	\$238.07
09-2926	FFPD	\$86.35	7/23/2009	15% - 11489	\$8.41
				CDA A	\$0.86
				DA OFFICE	\$8.64
				FAIRFIELD PD	\$47.72
				GENERAL FUND	\$20.72
09-2927	FFPD	\$225.39	7/23/2009	15% - 11489	\$21.97
				CDA A	\$2.25
				DA OFFICE	\$22.54
				FAIRFIELD PD	\$124.54
				GENERAL FUND	\$54.09
09-2928	FFPD	\$205.41	7/23/2009	15% - 11489	\$20.02
				CDA A	\$2.05
				DA OFFICE	\$20.54
				FAIRFIELD PD	\$113.50
				GENERAL FUND	\$49.30
09-2929	NET/SO	\$7,394.52	7/20/2009	15% - 11489	\$720.96
				CDA A	\$73.95
				DA OFFICE	\$739.45
				GENERAL FUND	\$1,774.68
				SOLANO CO SO	\$2,334.56
				TF SOLANO CO NET-SOLNET	\$1,750.92



State of California
ASSET FORFEITURE REPORT - 2009

Table 3

Admin Number	Docket Number	Amount Forfeited	Date Disbursed	Recipient	Amount Disbursed
09-2930	VVPD	\$931.13	7/21/2009	15% - 11489	\$90.78
				CDA	\$9.31
				DA OFFICE	\$93.11
				GENERAL FUND	\$223.47
				VACAVILLE PD	\$514.46
09-2931	VVPD	\$530.63	7/21/2009	15% - 11489	\$51.73
				CDA	\$5.31
				DA OFFICE	\$53.06
				GENERAL FUND	\$127.35
				VACAVILLE PD	\$293.18
09-2933	FFPD	\$177.39	7/23/2009	15% - 11489	\$17.29
				CDA	\$1.77
				DA OFFICE	\$17.74
				FAIRFIELD PD	\$98.02
				GENERAL FUND	\$42.57
09-2935	VVPD	\$439.55	7/21/2009	15% - 11489	\$42.85
				CDA	\$4.40
				DA OFFICE	\$43.96
				GENERAL FUND	\$105.49
				VACAVILLE PD	\$242.85
09-2936	FFPD	\$302.84	6/30/2009	15% - 11489	\$29.52
				CDA	\$3.03
				DA OFFICE	\$30.28
				FAIRFIELD PD	\$167.33
				GENERAL FUND	\$72.68
09-2937	VPD	\$555.35	6/30/2009	15% - 11489	\$54.14
				CDA	\$5.55
				DA OFFICE	\$55.54
				GENERAL FUND	\$133.28
				VALLEJO PD	\$306.84
09-2938	FFPD	\$491.45	6/30/2009	15% - 11489	\$47.91
				CDA	\$4.91
				DA OFFICE	\$49.15
				FAIRFIELD PD	\$271.53
				GENERAL FUND	\$117.95
09-2939	FFPD	\$438.65	6/30/2009	15% - 11489	\$42.76
				CDA	\$4.39
				DA OFFICE	\$43.87
				FAIRFIELD PD	\$242.35



State of California
ASSET FORFEITURE REPORT - 2009

Table 3

Admin Number	Docket Number	Amount Forfeited	Date Disbursed	Recipient	Amount Disbursed
09-2940	FFPD	\$209.64	6/30/2009	GENERAL FUND	\$105.28
				15% - 11489	\$20.43
				CDAA	\$2.10
				DA OFFICE	\$20.96
				FAIRFIELD PD	\$115.84
09-2941	FFPD	\$601.57	6/30/2009	GENERAL FUND	\$50.31
				15% - 11489	\$58.65
				CDAA	\$6.02
				DA OFFICE	\$60.16
				FAIRFIELD PD	\$332.36
09-2942	FFPD	\$285.06	6/30/2009	GENERAL FUND	\$144.38
				15% - 11489	\$27.79
				CDAA	\$2.85
				DA OFFICE	\$28.51
				FAIRFIELD PD	\$157.50
09-2943	FFPD	\$1,207.01	6/30/2009	GENERAL FUND	\$68.41
				15% - 11489	\$117.68
				CDAA	\$12.07
				DA OFFICE	\$120.70
				FAIRFIELD PD	\$666.88
09-2945	FFPD	\$339.11	7/23/2009	GENERAL FUND	\$289.68
				15% - 11489	\$33.06
				CDAA	\$3.39
				DA OFFICE	\$33.91
				FAIRFIELD PD	\$187.36
09-2946	VVPD	\$3,253.20	11/3/2009	GENERAL FUND	\$81.39
				15% - 11489	\$317.18
				CDAA	\$32.53
				DA OFFICE	\$325.32
				VACAVILLE PD	\$1,797.40
09-2947	FFPD	\$1,317.79	6/30/2009	GENERAL FUND	\$780.77
				15% - 11489	\$128.48
				CDAA	\$13.18
				DA OFFICE	\$131.78
				FAIRFIELD PD	\$728.08
09-2948	FFPD	\$1,874.74	6/30/2009	GENERAL FUND	\$316.27
				15% - 11489	\$182.78
				CDAA	\$18.75
				DA OFFICE	\$187.47



State of California
ASSET FORFEITURE REPORT - 2009

Table 3

Admin Number	Docket Number	Amount Forfeited	Date Disbursed	Recipient	Amount Disbursed
				FAIRFIELD PD	\$1,035.80
				GENERAL FUND	\$449.94
09-2951	FFPD	\$88.90	7/23/2009	15% - 11489	\$8.66
				CDA A	\$0.89
				DA OFFICE	\$8.89
				FAIRFIELD PD	\$49.12
				GENERAL FUND	\$21.34
09-2952	FFPD	\$461.67	7/23/2009	15% - 11489	\$45.01
				CDA A	\$4.62
				DA OFFICE	\$46.17
				FAIRFIELD PD	\$255.07
				GENERAL FUND	\$110.80
09-2953	FFPD	\$484.76	7/23/2009	15% - 11489	\$47.26
				CDA A	\$4.85
				DA OFFICE	\$48.48
				FAIRFIELD PD	\$267.83
				GENERAL FUND	\$116.34
09-2954	VVPD	\$1,013.82	7/21/2009	15% - 11489	\$98.84
				CDA A	\$10.14
				DA OFFICE	\$101.38
				GENERAL FUND	\$243.32
				VACAVILLE PD	\$560.14
09-2955	VPD	\$734.33	8/4/2009	15% - 11489	\$71.59
				CDA A	\$7.34
				DA OFFICE	\$73.43
				GENERAL FUND	\$176.24
				VALLEJO PD	\$405.73
09-2956	VVPD	\$817.53	7/21/2009	15% - 11489	\$79.71
				CDA A	\$8.18
				DA OFFICE	\$81.75
				GENERAL FUND	\$196.21
				VACAVILLE PD	\$451.68
09-2957	VVPD	\$1,264.96	7/21/2009	15% - 11489	\$123.33
				CDA A	\$12.65
				DA OFFICE	\$126.50
				GENERAL FUND	\$303.59
				VACAVILLE PD	\$698.89
09-2958	FFPD	\$171.58	7/23/2009	15% - 11489	\$16.72
				CDA A	\$1.72



State of California
ASSET FORFEITURE REPORT - 2009

Table 3

Admin Number	Docket Number	Amount Forfeited	Date Disbursed	Recipient	Amount Disbursed
				DA OFFICE	\$17.16
				FAIRFIELD PD	\$94.80
				GENERAL FUND	\$41.18
09-2959	VVPD	\$445.01	7/21/2009		
				15% - 11489	\$43.38
				CDA A	\$4.45
				DA OFFICE	\$44.50
				GENERAL FUND	\$106.80
				VACAVILLE PD	\$245.88
09-2960	FFPD	\$1,008.50	7/23/2009		
				15% - 11489	\$98.32
				CDA A	\$10.09
				DA OFFICE	\$100.85
				FAIRFIELD PD	\$557.20
				GENERAL FUND	\$242.04
09-2961	FFPD	\$130.91	7/23/2009		
				15% - 11489	\$12.76
				CDA A	\$1.31
				DA OFFICE	\$13.09
				FAIRFIELD PD	\$72.33
				GENERAL FUND	\$31.42
09-2962	VPD	\$1,031.14	8/4/2009		
				15% - 11489	\$100.53
				CDA A	\$10.31
				DA OFFICE	\$103.11
				GENERAL FUND	\$247.47
				VALLEJO PD	\$569.72
09-2964	VVPD	\$592.36	7/21/2009		
				15% - 11489	\$57.75
				CDA A	\$5.92
				DA OFFICE	\$59.24
				GENERAL FUND	\$142.17
				VACAVILLE PD	\$327.28
09-2965	VVPD	\$361.42	7/21/2009		
				15% - 11489	\$35.23
				CDA A	\$3.61
				DA OFFICE	\$36.14
				GENERAL FUND	\$86.74
				VACAVILLE PD	\$199.70
09-2966	VVPD	\$485.64	7/21/2009		
				15% - 11489	\$47.34
				CDA A	\$4.86
				DA OFFICE	\$48.56
				GENERAL FUND	\$116.55
				VACAVILLE PD	\$268.33
09-2968	VPD	\$546.34	8/4/2009		
				15% - 11489	\$53.26



State of California
ASSET FORFEITURE REPORT - 2009

Table 3

Admin Number	Docket Number	Amount Forfeited	Date Disbursed	Recipient	Amount Disbursed
				CDA	\$5.46
				DA OFFICE	\$54.63
				GENERAL FUND	\$131.12
				VALLEJO PD	\$301.87
09-2969	NAPA SIB	\$4,808.50	10/6/2009		
				15% - 11489	\$468.82
				CDA	\$48.09
				DA OFFICE	\$480.85
				GENERAL FUND	\$1,154.04
				NAPA SPECIAL INVEST BUR	\$2,656.70
09-2970	VVPD	\$126.66	7/21/2009		
				15% - 11489	\$12.34
				CDA	\$1.27
				DA OFFICE	\$12.67
				GENERAL FUND	\$30.40
				VACAVILLE PD	\$69.98
09-2971	FFPD	\$493.37	8/20/2009		
				15% - 11489	\$48.10
				CDA	\$4.93
				DA OFFICE	\$49.34
				FAIRFIELD PD	\$272.59
				GENERAL FUND	\$118.41
09-2972	VVPD	\$1,144.85	7/21/2009		
				15% - 11489	\$111.62
				CDA	\$11.45
				DA OFFICE	\$114.49
				GENERAL FUND	\$274.76
				VACAVILLE PD	\$632.53
09-2973	SO	\$2,305.53	9/28/2009		
				15% - 11489	\$224.78
				CDA	\$23.06
				DA OFFICE	\$230.55
				GENERAL FUND	\$553.33
				SOLANO CO SO	\$1,273.81
09-2974	VPD	\$7,623.01	11/9/2009		
				15% - 11489	\$743.24
				CDA	\$76.23
				DA OFFICE	\$762.30
				GENERAL FUND	\$1,829.52
				VALLEJO PD	\$4,211.72
09-2976	VV	\$519.65	10/29/2009		
				15% - 11489	\$50.66
				CDA	\$5.20
				DA OFFICE	\$51.97
				GENERAL FUND	\$124.72
				VACAVILLE PD	\$287.10



State of California
ASSET FORFEITURE REPORT - 2009

Table 3

Admin Number	Docket Number	Amount Forfeited	Date Disbursed	Recipient	Amount Disbursed
09-2977	FFPD	\$528.73	11/9/2009	15% - 11489	\$51.55
				CDA A	\$5.29
				DA OFFICE	\$52.87
				FAIRFIELD PD	\$292.12
				GENERAL FUND	\$126.90
09-2979	FFPD	\$286.28	11/9/2009	15% - 11489	\$27.91
				CDA A	\$2.86
				DA OFFICE	\$28.63
				FAIRFIELD PD	\$158.17
				GENERAL FUND	\$68.71
09-2980	FFPD	\$512.49	11/9/2009	15% - 11489	\$49.96
				CDA A	\$5.12
				DA OFFICE	\$51.25
				FAIRFIELD PD	\$283.16
				GENERAL FUND	\$123.00
09-2981	FFPD	\$273.13	11/9/2009	15% - 11489	\$26.63
				CDA A	\$2.73
				DA OFFICE	\$27.31
				FAIRFIELD PD	\$150.91
				GENERAL FUND	\$65.55
09-2982	VPD	\$502.77	9/17/2009	15% - 11489	\$48.55
				CDA A	\$5.03
				DA OFFICE	\$50.28
				GENERAL FUND	\$120.66
				VALLEJO PD	\$278.25
09-2983	VPD	\$5,444.23	11/9/2009	15% - 11489	\$530.81
				CDA A	\$54.44
				DA OFFICE	\$544.42
				GENERAL FUND	\$1,306.62
				VALLEJO PD	\$3,007.94
09-2984	FFPD	\$268.84	11/9/2009	15% - 11489	\$26.21
				CDA A	\$2.69
				DA OFFICE	\$26.88
				FAIRFIELD PD	\$148.54
				GENERAL FUND	\$64.52
09-2988	NET/SO	\$556.00	10/29/2009	15% - 11489	\$54.21
				CDA A	\$5.56
				DA OFFICE	\$55.60
				GENERAL FUND	\$133.44



State of California
ASSET FORFEITURE REPORT - 2009

Table 3

Admin Number	Docket Number	Amount Forfeited	Date Disbursed	Recipient	Amount Disbursed
				SOLANO CO SO	\$175.54
				TF SOLANO CO NET-SOLNET	\$131.65
09-2989	VPD	\$5,617.27	11/9/2009	15% - 11489	\$547.68
				CDA A	\$56.17
				DA OFFICE	\$561.73
				GENERAL FUND	\$1,348.14
				VALLEJO PD	\$3,103.55
09-2991	FFPD	\$1,820.54	11/9/2009	15% - 11489	\$177.50
				CDA A	\$18.21
				DA OFFICE	\$182.05
				FAIRFIELD PD	\$1,005.85
				GENERAL FUND	\$436.93
09-2992	FFPD	\$312.82	11/9/2009	15% - 11489	\$30.49
				CDA A	\$3.13
				DA OFFICE	\$31.28
				FAIRFIELD PD	\$172.84
				GENERAL FUND	\$75.08
09-2994	SO	\$467.49	10/29/2009	15% - 11489	\$45.58
				CDA A	\$4.67
				DA OFFICE	\$46.75
				GENERAL FUND	\$112.20
				SOLANO CO SO	\$258.29
09-2995	FFPD	\$124.08	11/9/2009	15% - 11489	\$12.09
				CDA A	\$1.24
				DA OFFICE	\$12.41
				FAIRFIELD PD	\$68.56
				GENERAL FUND	\$29.78
09-2996	FFPD	\$233.85	11/9/2009	15% - 11489	\$22.80
				CDA A	\$2.34
				DA OFFICE	\$23.39
				FAIRFIELD PD	\$129.20
				GENERAL FUND	\$56.12
09-2998	VVPD	\$630.13	10/29/2009	15% - 11489	\$61.43
				CDA A	\$6.30
				DA OFFICE	\$63.01
				GENERAL FUND	\$151.23
				VACAVILLE PD	\$348.16
09-3000	VVPD	\$2,200.21	10/29/2009	15% - 11489	\$214.52
				CDA A	\$22.00



State of California
ASSET FORFEITURE REPORT - 2009

Table 3

Admin Number	Docket Number	Amount Forfeited	Date Disbursed	Recipient	Amount Disbursed
				DA OFFICE	\$220.02
				GENERAL FUND	\$528.05
				VACAVILLE PD	\$1,215.62
09-3001	VVPD	\$422.47	10/20/2009		
				15% - 11489	\$41.19
				CDA A	\$4.22
				DA OFFICE	\$42.25
				GENERAL FUND	\$101.39
				VACAVILLE PD	\$233.42
09-3002	VVPD	\$1,828.61	10/29/2009		
				15% - 11489	\$178.28
				CDA A	\$18.29
				DA OFFICE	\$182.86
				GENERAL FUND	\$438.87
				VACAVILLE PD	\$1,010.31
09-3003	VPD	\$611.96	11/9/2009		
				15% - 11489	\$59.66
				CDA A	\$6.12
				DA OFFICE	\$61.20
				GENERAL FUND	\$146.87
				VALLEJO PD	\$338.11
09-3005	VVPD	\$5,993.46	10/29/2009		
				15% - 11489	\$584.36
				CDA A	\$59.93
				DA OFFICE	\$599.35
				GENERAL FUND	\$1,438.43
				VACAVILLE PD	\$3,311.39
09-3006	FFPD	\$10,544.28	11/9/2009		
				15% - 11489	\$1,028.06
				CDA A	\$105.44
				DA OFFICE	\$1,054.43
				FAIRFIELD PD	\$5,825.72
				GENERAL FUND	\$2,530.63
09-3010	VVPD	\$1,753.63	11/25/2009		
				15% - 11489	\$170.97
				CDA A	\$17.54
				DA OFFICE	\$175.36
				GENERAL FUND	\$420.87
				VACAVILLE PD	\$968.89
09-3011	VPD	\$889.20	11/25/2009		
				15% - 11489	\$86.69
				CDA A	\$8.89
				DA OFFICE	\$88.92
				GENERAL FUND	\$213.41
				VALLEJO PD	\$491.29
09-3013	FFPD	\$156.02	11/25/2009		
				15% - 11489	\$15.21



State of California
ASSET FORFEITURE REPORT - 2009

Table 3

Admin Number	Docket Number	Amount Forfeited	Date Disbursed	Recipient	Amount Disbursed
				CDA	\$1.56
				DA OFFICE	\$15.60
				FAIRFIELD PD	\$86.21
				GENERAL FUND	\$37.44
09-3014	VVPD	\$1,685.90	11/25/2009		
				15% - 11489	\$164.37
				CDA	\$16.86
				DA OFFICE	\$168.59
				GENERAL FUND	\$404.62
				VACAVILLE PD	\$931.46
09-3015	FFPD	\$578.34	11/25/2009		
				15% - 11489	\$56.38
				CDA	\$5.78
				DA OFFICE	\$57.83
				FAIRFIELD PD	\$319.55
				GENERAL FUND	\$138.80
09-3017	FFPD	\$1,092.35	11/25/2009		
				15% - 11489	\$106.50
				CDA	\$10.92
				DA OFFICE	\$109.24
				FAIRFIELD PD	\$603.53
				GENERAL FUND	\$262.16
09-3018	FFPD	\$745.92	11/25/2009		
				15% - 11489	\$72.72
				CDA	\$7.46
				DA OFFICE	\$74.59
				FAIRFIELD PD	\$412.13
				GENERAL FUND	\$179.02
09-3019	VVPD	\$678.07	11/25/2009		
				15% - 11489	\$66.11
				CDA	\$6.78
				DA OFFICE	\$67.81
				GENERAL FUND	\$162.74
				VACAVILLE PD	\$374.63
09-3021	VVPD	\$354.59	11/25/2009		
				15% - 11489	\$34.57
				CDA	\$3.55
				DA OFFICE	\$35.46
				GENERAL FUND	\$85.10
				VACAVILLE PD	\$195.91
09-3022	FFPD	\$504.27	11/25/2009		
				15% - 11489	\$49.16
				CDA	\$5.04
				DA OFFICE	\$50.43
				FAIRFIELD PD	\$278.62
				GENERAL FUND	\$121.02



State of California

ASSET FORFEITURE REPORT - 2009

Table 3

Admin Number	Docket Number	Amount Forfeited	Date Disbursed	Recipient	Amount Disbursed
SOLANO					\$234,907.12



State of California
ASSET FORFEITURE REPORT - 2009

Table 3

Admin Number	Docket Number	Amount Forfeited	Date Disbursed	Recipient	Amount Disbursed
SONOMA					
05-008		\$5,837.72	9/4/2009	15% - 11489	\$569.18
				CDAA	\$58.38
				DA OFFICE	\$583.77
				GENERAL FUND	\$1,401.05
				ROHNERT PARK PD	\$293.51
				SANTA ROSA PD	\$587.01
				SONOMA CO PROBATION	\$293.51
				SONOMA CO SO	\$2,051.31
05-016		\$26,898.77	4/29/2009	15% - 11489	\$2,622.63
				CDAA	\$268.99
				DA OFFICE	\$2,689.88
				GENERAL FUND	\$6,455.70
				ROHNERT PARK PD	\$1,352.40
				SANTA ROSA PD	\$2,704.81
				SONOMA CO PROBATION	\$1,352.40
				SONOMA CO SO	\$9,451.96
05-017		\$17,831.83	4/28/2009	15% - 11489	\$1,738.61
				CDAA	\$178.32
				DA OFFICE	\$1,783.18
				GENERAL FUND	\$4,279.64
				ROHNERT PARK PD	\$896.54
				SANTA ROSA PD	\$1,793.08
				SONOMA CO PROBATION	\$896.54
				SONOMA CO SO	\$6,265.92
06-010		\$42,589.37	11/4/2009	15% - 11489	\$4,152.46
				CDAA	\$425.89
				DA OFFICE	\$4,258.94
				GENERAL FUND	\$10,221.45
				ROHNERT PARK PD	\$2,941.33
				SONOMA CO PROBATION	\$2,941.33
				SONOMA CO SO	\$17,647.97
06-201		\$863.00	10/22/2009	15% - 11489	\$84.14
				CDAA	\$8.63
				COTATI PD	\$476.81
				DA OFFICE	\$86.30
				GENERAL FUND	\$207.12
07-004		\$34,555.04	12/16/2009	15% - 11489	\$3,369.12
				CDAA	\$345.55
				DA OFFICE	\$3,455.50
				GENERAL FUND	\$8,293.21



State of California
ASSET FORFEITURE REPORT - 2009

Table 3

Admin Number	Docket Number	Amount Forfeited	Date Disbursed	Recipient	Amount Disbursed
				ROHNERT PARK PD	\$2,386.46
				SONOMA CO PROBATION	\$2,386.46
				SONOMA CO SO	\$14,318.74
07-006D		\$9,758.93	9/4/2009		
				15% - 11489	\$951.50
				CDA A	\$97.60
				DA OFFICE	\$975.89
				GENERAL FUND	\$2,342.14
				SONOMA CO PROBATION	\$4,861.97
				SONOMA CO SO	\$529.83
07-089		\$1,689.96	8/5/2009		
				15% - 11489	\$164.77
				CDA A	\$16.90
				DA OFFICE	\$169.00
				GENERAL FUND	\$405.59
				SANTA ROSA PD	\$933.70
07-201		\$13,573.00	6/22/2009		
				15% - 11489	\$1,323.37
				CDA A	\$135.73
				COTATI PD	\$7,499.08
				DA OFFICE	\$1,357.30
				GENERAL FUND	\$3,257.52
08-003		\$3,989.98	5/29/2009		
				15% - 11489	\$389.02
				CDA A	\$39.90
				DA OFFICE	\$399.00
				GENERAL FUND	\$957.59
				ROHNERT PARK PD	\$275.56
				SONOMA CO PROBATION	\$275.56
				SONOMA CO SO	\$1,653.35
08-008		\$14,550.82	5/21/2009		
				15% - 11489	\$1,418.70
				CDA A	\$145.51
				DA OFFICE	\$1,455.08
				GENERAL FUND	\$3,492.20
				ROHNERT PARK PD	\$1,004.92
				SONOMA CO PROBATION	\$1,004.92
				SONOMA CO SO	\$6,029.49
08-012		\$986.80	3/16/2009		
				15% - 11489	\$96.21
				CDA A	\$9.87
				DA OFFICE	\$98.68
				GENERAL FUND	\$236.83
				ROHNERT PARK PD	\$68.15
				SONOMA CO PROBATION	\$68.15
				SONOMA CO SO	\$408.91



State of California
ASSET FORFEITURE REPORT - 2009

Table 3

Admin Number	Docket Number	Amount Forfeited	Date Disbursed	Recipient	Amount Disbursed
08-019B		\$3,612.00	8/24/2009	15% - 11489	\$352.17
				CDA A	\$36.12
				DA OFFICE	\$361.20
				GENERAL FUND	\$866.88
				SONOMA CO SO	\$1,995.63
08-056		\$5,314.18	10/29/2009	15% - 11489	\$518.13
				CDA A	\$53.14
				DA OFFICE	\$531.42
				GENERAL FUND	\$1,275.40
				SANTA ROSA PD	\$2,936.09
08-057B		\$4,860.00	8/5/2009	15% - 11489	\$473.85
				CDA A	\$48.60
				DA OFFICE	\$486.00
				GENERAL FUND	\$1,166.40
				SANTA ROSA PD	\$2,685.15
08-058A		\$21,526.75	5/21/2009	15% - 11489	\$2,098.86
				CDA A	\$215.26
				DA OFFICE	\$2,152.68
				GENERAL FUND	\$5,166.42
				SANTA ROSA PD	\$11,893.53
08-058B		\$7,805.60	8/14/2009	15% - 11489	\$761.05
				CDA A	\$78.06
				DA OFFICE	\$780.56
				GENERAL FUND	\$1,873.34
				SANTA ROSA PD	\$4,312.59
08-060		\$2,341.74	3/16/2009	15% - 11489	\$228.32
				CDA A	\$23.42
				DA OFFICE	\$234.17
				GENERAL FUND	\$562.02
				SANTA ROSA PD	\$1,293.81
08-063		\$1,596.50	2/19/2009	15% - 11489	\$155.66
				CDA A	\$15.97
				DA OFFICE	\$159.65
				GENERAL FUND	\$383.16
				SANTA ROSA PD	\$882.06
08-065		\$1,684.50	3/16/2009	15% - 11489	\$164.24
				CDA A	\$16.84
				DA OFFICE	\$168.45
				GENERAL FUND	\$404.28



State of California
ASSET FORFEITURE REPORT - 2009

Table 3

Admin Number	Docket Number	Amount Forfeited	Date Disbursed	Recipient	Amount Disbursed
08-066		\$1,365.45	12/16/2009	SANTA ROSA PD	\$930.69
				15% - 11489	\$133.13
				CDAA	\$13.65
				DA OFFICE	\$136.55
				GENERAL FUND	\$327.71
08-068		\$1,593.00	12/16/2009	SANTA ROSA PD	\$754.41
				15% - 11489	\$155.32
				CDAA	\$15.93
				DA OFFICE	\$159.30
				GENERAL FUND	\$382.32
08-070		\$6,505.50	3/16/2009	SANTA ROSA PD	\$880.13
				15% - 11489	\$634.29
				CDAA	\$65.05
				DA OFFICE	\$650.55
				GENERAL FUND	\$1,561.32
08-128		\$7,324.50	8/5/2009	SANTA ROSA PD	\$3,594.29
				15% - 11489	\$714.14
				CDAA	\$73.25
				DA OFFICE	\$732.45
				GENERAL FUND	\$1,757.88
08-152		\$5,868.34	5/8/2009	HEALDSBURG PD	\$4,046.78
				15% - 11489	\$572.16
				CDAA	\$58.69
				DA OFFICE	\$586.83
				GENERAL FUND	\$1,408.40
08-M04		\$2,799.00	3/18/2009	PETALUMA PD	\$3,242.26
				15% - 11489	\$272.90
				CDAA	\$27.99
				CHP-SANTA ROSA	\$1,546.45
				DA OFFICE	\$279.90
08-M06		\$1,000.00	4/2/2009	GENERAL FUND	\$671.76
				15% - 11489	\$97.50
				CDAA	\$10.00
				DA OFFICE	\$100.00
				GENERAL FUND	\$240.00
09-052A		\$57,154.49	12/16/2009	SONOMA CO SO	\$552.50
				15% - 11489	\$5,572.56
				CDAA	\$571.54
				DA OFFICE	\$5,715.45



State of California
ASSET FORFEITURE REPORT - 2009

Table 3

Admin Number	Docket Number	Amount Forfeited	Date Disbursed	Recipient	Amount Disbursed
				GENERAL FUND	\$13,717.08
				SANTA ROSA PD	\$31,577.86
09-053		\$62,663.15	12/16/2009	15% - 11489	\$6,109.66
				CDA A	\$626.63
				DA OFFICE	\$6,266.32
				GENERAL FUND	\$15,039.15
				SANTA ROSA PD	\$34,621.39
09-055		\$845.22	8/5/2009	15% - 11489	\$82.41
				CDA A	\$8.45
				DA OFFICE	\$84.53
				GENERAL FUND	\$202.85
				SANTA ROSA PD	\$466.98
09-101		\$6,705.35	6/9/2009	15% - 11489	\$653.77
				CDA A	\$67.05
				DA OFFICE	\$670.54
				GENERAL FUND	\$1,609.28
				ROHNERT PARK PD	\$3,704.71
09-102		\$7,377.91	8/5/2009	15% - 11489	\$719.35
				CDA A	\$73.78
				DA OFFICE	\$737.79
				GENERAL FUND	\$1,770.70
				ROHNERT PARK PD	\$4,076.29
09-M01		\$422.98	5/8/2009	15% - 11489	\$41.24
				CDA A	\$4.23
				DA OFFICE	\$42.30
				GENERAL FUND	\$101.51
				SONOMA CO SO	\$233.70
09-M02		\$1,283.82	5/8/2009	15% - 11489	\$125.17
				CDA A	\$12.84
				DA OFFICE	\$128.38
				GENERAL FUND	\$308.12
				SONOMA CO SO	\$709.31
09-M03		\$11,500.00	7/23/2009	15% - 11489	\$1,121.25
				CDA A	\$115.00
				DA OFFICE	\$1,150.00
				GENERAL FUND	\$2,760.00
				SONOMA CO SO	\$6,353.75
09-M04		\$14,700.00	7/23/2009	15% - 11489	\$1,433.25
				CDA A	\$147.00



State of California
ASSET FORFEITURE REPORT - 2009

Table 3

Admin Number	Docket Number	Amount Forfeited	Date Disbursed	Recipient	Amount Disbursed
				DA OFFICE	\$1,470.00
				GENERAL FUND	\$3,528.00
				SONOMA CO SO	\$8,121.75
09-M06		\$4,660.00	9/4/2009		
				15% - 11489	\$454.35
				CDAA	\$46.60
				DA OFFICE	\$466.00
				GENERAL FUND	\$1,118.40
				ROHNERT PARK PD	\$321.83
				SONOMA CO PROBATION	\$321.83
				SONOMA CO SO	\$1,930.99
09-M07		\$905.53	10/19/2009		
				15% - 11489	\$88.29
				CDAA	\$9.06
				DA OFFICE	\$90.55
				GENERAL FUND	\$217.33
				ROHNERT PARK PD	\$62.54
				SONOMA CO PROBATION	\$62.54
				SONOMA CO SO	\$375.22
09-M08		\$740.22	10/19/2009		
				15% - 11489	\$72.17
				CDAA	\$7.41
				DA OFFICE	\$74.02
				GENERAL FUND	\$177.65
				SONOMA CO SO	\$408.97
09-M10		\$1,040.57	10/19/2009		
				15% - 11489	\$101.46
				CDAA	\$10.40
				DA OFFICE	\$104.06
				GENERAL FUND	\$249.74
				SONOMA CO SO	\$574.91
09-M11		\$1,221.09	10/19/2009		
				15% - 11489	\$119.06
				CDAA	\$12.21
				DA OFFICE	\$122.11
				GENERAL FUND	\$293.06
				SONOMA CO SO	\$674.65
09-M13		\$8,280.56	10/19/2009		
				15% - 11489	\$807.35
				CDAA	\$82.81
				DA OFFICE	\$828.06
				GENERAL FUND	\$1,987.33
				SONOMA CO SO	\$4,575.01
SONOMA					\$427,823.17



State of California
ASSET FORFEITURE REPORT - 2009

Table 3

Admin Number	Docket Number	Amount Forfeited	Date Disbursed	Recipient	Amount Disbursed
STANISLAUS					
F0601007	1102984	\$5,047.89	1/13/2009	15% - 11489	\$492.16
				CDA A	\$50.48
				DA OFFICE	\$504.79
				GENERAL FUND	\$1,211.49
				MODESTO PD	\$2,788.97
F0602009	1104273	\$1,793.64	8/14/2009	15% - 11489	\$174.88
				CDA A	\$17.94
				DA OFFICE	\$179.36
				GENERAL FUND	\$430.47
				MODESTO PD	\$990.99
F0603024	1105640	\$1,122.02	5/7/2009	15% - 11489	\$109.40
				CDA A	\$11.22
				DA OFFICE	\$112.20
				GENERAL FUND	\$269.29
				MODESTO PD	\$619.91
F0609048	1217589	\$3,525.09	5/7/2009	15% - 11489	\$343.69
				CDA A	\$35.25
				DA OFFICE	\$352.51
				GENERAL FUND	\$846.02
				MODESTO PD	\$1,947.62
F0701001	1215857	\$10,276.19	1/20/2009	15% - 11489	\$1,001.92
				CDA A	\$102.76
				DA OFFICE	\$1,027.62
				GENERAL FUND	\$2,466.29
				MODESTO PD	\$4,258.20
F0701003	1218855	\$1,624.66	5/7/2009	SSJMMTF-HIDTA	\$1,419.40
				15% - 11489	\$158.40
				CDA A	\$16.25
				DA OFFICE	\$162.46
				GENERAL FUND	\$389.92
F0702015	1224424	\$1,410.12	5/7/2009	MODESTO PD	\$897.63
				15% - 11489	\$137.48
				CDA A	\$14.10
				DA OFFICE	\$141.01
				GENERAL FUND	\$338.43
F0703016	1225109	\$332.58	5/7/2009	MODESTO PD	\$779.10
				15% - 11489	\$32.42
				CDA A	\$3.32



State of California
ASSET FORFEITURE REPORT - 2009

Table 3

Admin Number	Docket Number	Amount Forfeited	Date Disbursed	Recipient	Amount Disbursed
				DA OFFICE	\$33.26
				GENERAL FUND	\$79.82
				MODESTO PD	\$183.76
F0704031	1229070	\$27,356.50	5/7/2009		
				15% - 11489	\$2,000.44
				CDA A	\$273.57
				CHP-MODESTO	\$4,445.43
				DA OFFICE	\$2,735.65
				GENERAL FUND	\$6,565.56
				STANISLAUS DRUG ENF AGY	\$11,335.85
F0705017	1227731	\$824.75	12/14/2009		
				15% - 11489	\$80.41
				CDA A	\$8.25
				DA OFFICE	\$82.47
				GENERAL FUND	\$197.94
				MODESTO PD	\$455.68
F0705020	1227368	\$1,041.96	5/7/2009		
				15% - 11489	\$101.59
				CDA A	\$10.42
				DA OFFICE	\$104.20
				GENERAL FUND	\$250.07
				MODESTO PD	\$575.68
F0705024	1227194	\$7,665.06	5/7/2009		
				15% - 11489	\$747.34
				CDA A	\$76.65
				DA OFFICE	\$766.51
				GENERAL FUND	\$1,839.61
				MODESTO PD	\$4,234.95
F0706011	1228808	\$4,885.00	8/14/2009		
				15% - 11489	\$476.28
				CDA A	\$48.85
				DA OFFICE	\$488.50
				GENERAL FUND	\$1,172.40
				MODESTO PD	\$2,698.97
F0706023	1229144	\$4,989.00	5/7/2009		
				15% - 11489	\$486.42
				CDA A	\$49.89
				DA OFFICE	\$498.90
				GENERAL FUND	\$1,197.36
				TURLOCK PD	\$2,756.43
F0706025	1229305	\$1,290.03	5/7/2009		
				15% - 11489	\$125.77
				CDA A	\$12.90
				DA OFFICE	\$129.00
				GENERAL FUND	\$309.61
				MODESTO PD	\$712.75



State of California
ASSET FORFEITURE REPORT - 2009

Table 3

Admin Number	Docket Number	Amount Forfeited	Date Disbursed	Recipient	Amount Disbursed
F0706026	1229677	\$426.88	5/7/2009	15% - 11489	\$41.62
				CDA	\$4.27
				DA OFFICE	\$42.69
				GENERAL FUND	\$102.45
				MODESTO PD	\$235.85
F0707028	1231083	\$1,929.87	5/7/2009	15% - 11489	\$188.16
				CDA	\$19.30
				DA OFFICE	\$192.99
				GENERAL FUND	\$463.17
				MODESTO PD	\$1,066.25
F0708034	1233391	\$579.13	5/7/2009	15% - 11489	\$56.46
				CDA	\$5.79
				DA OFFICE	\$57.91
				GENERAL FUND	\$138.99
				MODESTO PD	\$319.98
F0708038	1233303	\$1,453.17	5/7/2009	15% - 11489	\$141.68
				CDA	\$14.53
				DA OFFICE	\$145.32
				GENERAL FUND	\$348.76
				MODESTO PD	\$802.88
F0709032	1233430	\$2,793.68	12/28/2009	15% - 11489	\$272.38
				CDA	\$27.94
				DA OFFICE	\$279.37
				GENERAL FUND	\$670.48
				MODESTO PD	\$1,543.51
F0710036	1234949	\$695.66	5/7/2009	15% - 11489	\$67.82
				CDA	\$6.96
				DA OFFICE	\$69.56
				GENERAL FUND	\$166.96
				MODESTO PD	\$384.36
F0710043	1235648	\$1,161.80	5/7/2009	15% - 11489	\$113.27
				CDA	\$11.62
				DA OFFICE	\$116.18
				GENERAL FUND	\$278.83
				MODESTO PD	\$641.90
F0711044	1238035	\$1,445.26	5/7/2009	15% - 11489	\$140.91
				CDA	\$14.45
				DA OFFICE	\$144.53
				GENERAL FUND	\$346.86



State of California
ASSET FORFEITURE REPORT - 2009

Table 3

Admin Number	Docket Number	Amount Forfeited	Date Disbursed	Recipient	Amount Disbursed
F0801005	1241185	\$7,508.11	5/7/2009	MODESTO PD	\$798.51
				15% - 11489	\$732.04
				CDAA	\$75.08
				DA OFFICE	\$750.81
				GENERAL FUND	\$1,801.95
F0801006	1234963	\$19,790.00	1/13/2009	MODESTO PD	\$4,148.23
				15% - 11489	\$1,929.52
				CDAA	\$197.90
				DA OFFICE	\$1,979.00
				FRESNO CO SO	\$10,933.98
F0801007	1240589	\$3,931.25	12/28/2009	GENERAL FUND	\$4,749.60
				15% - 11489	\$383.29
				CDAA	\$39.31
				CERES PD	\$2,172.02
				DA OFFICE	\$393.13
F0801008	1234359	\$2,742.79	11/12/2009	GENERAL FUND	\$943.50
				15% - 11489	\$267.42
				CDAA	\$27.43
				DA OFFICE	\$274.28
				GENERAL FUND	\$658.27
F0801009	1235328	\$12,207.44	11/12/2009	STANISLAUS DRUG ENF AGY	\$1,515.39
				15% - 11489	\$1,190.22
				CDAA	\$122.07
				DA OFFICE	\$1,220.74
				GENERAL FUND	\$2,929.79
F0801012	1237012	\$4,878.93	12/28/2009	STANISLAUS DRUG ENF AGY	\$6,744.62
				15% - 11489	\$475.70
				CDAA	\$48.79
				CERES PD	\$2,695.61
				DA OFFICE	\$487.89
F0801018	1243710	\$2,449.36	12/14/2009	GENERAL FUND	\$1,170.94
				15% - 11489	\$238.81
				CDAA	\$24.49
				DA OFFICE	\$244.94
				GENERAL FUND	\$587.85
F0803016	1242980	\$1,035.00	12/28/2009	MERCED CO SO	\$1,353.27
				15% - 11489	\$100.91
				CDAA	\$10.35
				CERES PD	\$571.84



State of California
ASSET FORFEITURE REPORT - 2009

Table 3

Admin Number	Docket Number	Amount Forfeited	Date Disbursed	Recipient	Amount Disbursed
F0803019	1243622	\$5,888.89	10/13/2009	DA OFFICE	\$103.50
				GENERAL FUND	\$248.40
				15% - 11489	\$574.16
				CDA A	\$58.89
				DA OFFICE	\$588.89
F0804022	1244269	\$942.45	11/12/2009	GENERAL FUND	\$1,413.33
				STANISLAUS DRUG ENF AGY	\$3,253.62
				15% - 11489	\$91.89
				CDA A	\$9.42
				DA OFFICE	\$94.25
F0804028	1243577	\$400.57	11/12/2009	GENERAL FUND	\$226.19
				TURLOCK PD	\$520.70
				15% - 11489	\$39.05
				CDA A	\$4.00
				DA OFFICE	\$40.06
F0804029	1243579	\$817.53	12/28/2009	GENERAL FUND	\$96.14
				STANISLAUS DRUG ENF AGY	\$221.32
				15% - 11489	\$79.71
				CDA A	\$8.18
				DA OFFICE	\$81.75
F0806031	1246797	\$1,731.79	12/28/2009	GENERAL FUND	\$196.21
				MODESTO PD	\$451.68
				15% - 11489	\$168.85
				CDA A	\$17.32
				DA OFFICE	\$173.18
F0806032	1247391	\$319.69	11/12/2009	GENERAL FUND	\$415.63
				MODESTO PD	\$956.81
				15% - 11489	\$31.17
				CDA A	\$3.20
				DA OFFICE	\$31.97
F0807033	1249093	\$7,525.53	12/28/2009	GENERAL FUND	\$76.72
				TURLOCK PD	\$176.63
				15% - 11489	\$733.74
				CDA A	\$75.26
				DA OFFICE	\$752.55
F0808035	1250423	\$2,098.32	12/28/2009	GENERAL FUND	\$1,806.13
				MODESTO PD	\$4,157.85
				15% - 11489	\$204.58
				CDA A	\$20.98



State of California
ASSET FORFEITURE REPORT - 2009

Table 3

Admin Number	Docket Number	Amount Forfeited	Date Disbursed	Recipient	Amount Disbursed
				DA OFFICE	\$209.83
				GENERAL FUND	\$503.60
				MODESTO PD	\$1,159.33
F0808037	1250443	\$880.28	12/28/2009		
				15% - 11489	\$85.82
				CDA A	\$8.80
				DA OFFICE	\$88.03
				GENERAL FUND	\$211.27
				MODESTO PD	\$486.36
F0808041	1250376	\$604.29	12/28/2009		
				15% - 11489	\$58.91
				CDA A	\$6.04
				DA OFFICE	\$60.43
				GENERAL FUND	\$145.03
				MODESTO PD	\$333.88
F0809038	1251689	\$1,023.12	12/28/2009		
				15% - 11489	\$99.75
				CDA A	\$10.23
				DA OFFICE	\$102.31
				GENERAL FUND	\$245.55
				MODESTO PD	\$565.28
F0901002	1251625	\$2,652.00	10/13/2009		
				15% - 11489	\$258.57
				CDA A	\$26.52
				DA OFFICE	\$265.20
				GENERAL FUND	\$636.48
				TF MERCED/M NTF-MMNTF	\$1,465.23
F0901003	1248376	\$7,630.00	10/13/2009		
				15% - 11489	\$743.92
				CDA A	\$76.30
				DA OFFICE	\$763.00
				GENERAL FUND	\$1,831.20
				TF MERCED/M NTF-MMNTF	\$4,215.58
F0901004	1256592	\$5,362.55	8/14/2009		
				15% - 11489	\$522.85
				CDA A	\$53.63
				DA OFFICE	\$536.25
				GENERAL FUND	\$1,287.01
				TURLOCK PD	\$2,962.81
F0901005	1249124	\$535.76	12/28/2009		
				15% - 11489	\$52.24
				CDA A	\$5.36
				DA OFFICE	\$53.58
				GENERAL FUND	\$128.58
				MODESTO PD	\$296.00
F0901006	1252883	\$496.19	12/28/2009		
				15% - 11489	\$48.38



State of California
ASSET FORFEITURE REPORT - 2009

Table 3

Admin Number	Docket Number	Amount Forfeited	Date Disbursed	Recipient	Amount Disbursed
				CDA A	\$4.96
				DA OFFICE	\$49.62
				GENERAL FUND	\$119.09
				MODESTO PD	\$274.14
F0901007	1248699	\$4,462.42	12/28/2009		
				15% - 11489	\$435.09
				CDA A	\$44.63
				DA OFFICE	\$446.24
				GENERAL FUND	\$1,070.98
				MODESTO PD	\$2,465.48
F0901009	1255240	\$4,651.73	12/28/2009		
				15% - 11489	\$453.54
				CDA A	\$46.52
				DA OFFICE	\$465.17
				GENERAL FUND	\$1,116.42
				MODESTO PD	\$2,570.08
F0901014	1245432	\$1,180.36	12/28/2009		
				15% - 11489	\$115.08
				CDA A	\$11.80
				DA OFFICE	\$118.04
				GENERAL FUND	\$283.29
				MODESTO PD	\$652.15
F0901015	1245530	\$2,915.00	12/28/2009		
				15% - 11489	\$284.21
				CDA A	\$29.15
				DA OFFICE	\$291.50
				GENERAL FUND	\$699.60
				MODESTO PD	\$1,610.54
F0901017	1255465	\$2,500.91	11/12/2009		
				15% - 11489	\$243.84
				CDA A	\$25.01
				DA OFFICE	\$250.09
				GENERAL FUND	\$600.22
				STANISLAUS DRUG ENF AGY	\$1,381.75
F0901019	1250523	\$701.59	12/28/2009		
				15% - 11489	\$68.40
				CDA A	\$7.02
				DA OFFICE	\$70.16
				GENERAL FUND	\$168.38
				MODESTO PD	\$387.63
F0901020	1253562	\$1,398.51	12/28/2009		
				15% - 11489	\$136.35
				CDA A	\$13.99
				DA OFFICE	\$139.85
				GENERAL FUND	\$335.64
				MODESTO PD	\$772.68



State of California
ASSET FORFEITURE REPORT - 2009

Table 3

Admin Number	Docket Number	Amount Forfeited	Date Disbursed	Recipient	Amount Disbursed
F0901021	1253102	\$8,051.00	12/28/2009	15% - 11489	\$784.97
				CDA	\$80.51
				DA OFFICE	\$805.10
				GENERAL FUND	\$1,932.24
				MODESTO PD	\$4,448.18
F0901022	1256614	\$969.08	12/28/2009	15% - 11489	\$94.48
				CDA	\$9.69
				DA OFFICE	\$96.91
				GENERAL FUND	\$232.58
				MODESTO PD	\$535.42
F0901023	1256004	\$7,293.35	12/28/2009	15% - 11489	\$711.10
				CDA	\$72.93
				DA OFFICE	\$729.34
				GENERAL FUND	\$1,750.40
				MODESTO PD	\$4,029.58
F0903024	1400164	\$3,697.34	12/28/2009	15% - 11489	\$360.49
				CDA	\$36.97
				DA OFFICE	\$369.74
				GENERAL FUND	\$887.36
				MODESTO PD	\$2,042.78
F0904026	1401635	\$374.92	12/28/2009	15% - 11489	\$36.55
				CDA	\$3.75
				DA OFFICE	\$37.49
				GENERAL FUND	\$89.98
				MODESTO PD	\$207.15
F0904031	1401601	\$3,421.93	12/28/2009	15% - 11489	\$333.64
				CDA	\$34.22
				DA OFFICE	\$342.19
				GENERAL FUND	\$821.26
				TURLOCK PD	\$1,890.62

STANISLAUS

\$218,739.92



State of California
ASSET FORFEITURE REPORT - 2009

Table 3

Admin Number	Docket Number	Amount Forfeited	Date Disbursed	Recipient	Amount Disbursed
SUTTER					
06-0005		\$749.42	2/13/2009	CDA DA OFFICE GENERAL FUND TF NET-5	\$7.50 \$74.39 \$179.85 \$487.68
07-0005		\$2,244.22	2/13/2009	CDA DA OFFICE GENERAL FUND TF NET-5	\$22.43 \$220.33 \$538.62 \$1,462.84
08-0008		\$1,273.41	4/15/2009	CDA DA OFFICE GENERAL FUND TF NET-5	\$12.73 \$127.34 \$305.62 \$827.72
08-0009		\$1,938.68	4/15/2009	CDA DA OFFICE GENERAL FUND TF NET-5	\$19.39 \$193.87 \$465.28 \$1,260.14
08-0010		\$2,353.44	7/28/2009	CDA DA OFFICE GENERAL FUND TF NET-5	\$23.53 \$235.34 \$564.83 \$1,529.74
08-0011		\$608.11	4/15/2009	CDA DA OFFICE GENERAL FUND TF NET-5	\$6.08 \$61.28 \$145.95 \$394.80
08-0012		\$1,030.36	4/15/2009	CDA DA OFFICE GENERAL FUND TF NET-5	\$10.30 \$103.77 \$247.29 \$669.00
08-0013		\$1,057.55	7/23/2009	CDA DA OFFICE GENERAL FUND TF NET-5	\$10.57 \$105.76 \$253.81 \$687.41
09-0001		\$1,088.95	5/4/2009	CDA DA OFFICE GENERAL FUND TF NET-5	\$10.89 \$215.07 \$261.35 \$601.64



State of California
ASSET FORFEITURE REPORT - 2009

Table 3

Admin Number	Docket Number	Amount Forfeited	Date Disbursed	Recipient	Amount Disbursed
09-0004		\$1,104.84	10/7/2009	CDA DA OFFICE GENERAL FUND TF NET-5	\$11.06 \$110.48 \$265.16 \$718.14
09-0006		\$960.99	8/7/2009	CDA DA OFFICE GENERAL FUND TF NET-5	\$9.60 \$96.10 \$230.64 \$624.65
09-0007		\$1,300.17	5/15/2009	CDA DA OFFICE GENERAL FUND TF NET-5	\$13.00 \$130.02 \$312.04 \$845.11
09-0008		\$2,526.96	8/7/2009	CDA DA OFFICE GENERAL FUND TF NET-5	\$25.26 \$252.70 \$606.47 \$1,642.53
09-0009		\$1,416.94	10/8/2009	CDA DA OFFICE GENERAL FUND TF NET-5	\$14.17 \$141.69 \$340.07 \$921.01
09-0010		\$1,049.06	10/8/2009	CDA DA OFFICE GENERAL FUND TF NET-5	\$10.49 \$104.91 \$251.77 \$681.89
09-0011		\$1,968.75	10/8/2009	CDA DA OFFICE GENERAL FUND TF NET-5	\$19.69 \$196.88 \$472.50 \$1,279.68
09-0012		\$1,940.99	10/8/2009	CDA DA OFFICE GENERAL FUND TF NET-5	\$19.40 \$194.10 \$465.84 \$1,261.65
09-0013		\$750.91	10/8/2009	CDA DA OFFICE GENERAL FUND TF NET-5	\$7.51 \$75.09 \$180.22 \$488.09

SUTTER

\$25,363.75



State of California
ASSET FORFEITURE REPORT - 2009

Table 3

Admin Number	Docket Number	Amount Forfeited	Date Disbursed	Recipient	Amount Disbursed
TEHAMA					
AS04-340	CI53406	\$11,724.64	10/6/2009	CDA GENERAL FUND TARGET TEHAMA CO DA TF TIDE	\$117.25 \$2,813.91 \$1,143.16 \$1,172.46 \$6,477.86
AS06-368A	CI58038	\$68,249.89	11/3/2009	CDA GENERAL FUND TARGET TEHAMA CO DA TF TIDE	\$682.50 \$16,379.97 \$6,654.36 \$6,824.99 \$37,708.07
AS06-374	CI58291	\$429.26	12/31/2009	CDA GENERAL FUND TARGET TEHAMA CO DA TF TIDE	\$4.29 \$103.02 \$41.85 \$42.93 \$237.17
AS07-383	CI53406	\$855.13	3/27/2009	CDA GENERAL FUND TARGET TEHAMA CO DA TF TIDE	\$8.55 \$205.23 \$83.37 \$85.52 \$472.46
AS07-395	CI59884	\$936.21	12/2/2009	CDA GENERAL FUND TARGET TEHAMA CO DA TF TIDE	\$9.36 \$224.69 \$91.28 \$93.62 \$517.26
AS08-397		\$5,389.38	3/17/2009	CDA GENERAL FUND TARGET TEHAMA CO DA TF TIDE	\$53.89 \$1,293.45 \$525.47 \$538.94 \$2,977.63
AS08-402		\$432.77	6/3/2009	CDA CHP-RED BLUFF GENERAL FUND TARGET TEHAMA CO DA TF TIDE	\$4.33 \$58.81 \$103.86 \$42.19 \$43.28 \$180.30
AS08-408		\$824.94	11/3/2009	CDA GENERAL FUND	\$8.25 \$197.99



State of California
ASSET FORFEITURE REPORT - 2009

Table 3

Admin Number	Docket Number	Amount Forfeited	Date Disbursed	Recipient	Amount Disbursed
				TARGET	\$80.43
				TEHAMA CO DA	\$82.49
				TF TIDE	\$455.78
AS09-409	CI62058	\$601.20	10/6/2009		
				CDA A	\$6.01
				GENERAL FUND	\$144.29
				TARGET	\$58.62
				TEHAMA CO DA	\$60.12
				TF TIDE	\$332.16
AS09-410		\$548.48	10/6/2009		
				CDA A	\$5.48
				GENERAL FUND	\$131.64
				TARGET	\$53.47
				TEHAMA CO DA	\$54.85
				TF TIDE	\$303.04
AS09-411		\$491.03	10/6/2009		
				CDA A	\$4.91
				GENERAL FUND	\$117.85
				TARGET	\$47.88
				TEHAMA CO DA	\$49.10
				TF TIDE	\$271.29
AS09-413	CI62177	\$12,070.47	12/18/2009		
				CDA A	\$120.70
				GENERAL FUND	\$2,896.91
				TARGET	\$1,176.87
				TEHAMA CO DA	\$1,207.05
				TF TIDE	\$6,668.94
AS09-417		\$8,039.95	12/31/2009		
				CDA A	\$80.40
				GENERAL FUND	\$1,929.59
				TARGET	\$783.90
				TEHAMA CO DA	\$804.00
				TF TIDE	\$4,442.06
TEHAMA					\$110,593.35



State of California
ASSET FORFEITURE REPORT - 2009

Table 3

Admin Number	Docket Number	Amount Forfeited	Date Disbursed	Recipient	Amount Disbursed
TULARE					
008-4256	08-228408	\$4,798.86	6/18/2009	CDA GENERAL FUND TULARE CO DA TULARE PD	\$47.99 \$1,151.73 \$479.88 \$3,119.26
008-7212	08-229867	\$4,984.23	5/22/2009	CDA GENERAL FUND PORTERVILLE PD TULARE CO DA	\$49.84 \$1,196.22 \$3,239.75 \$498.42
008-8843		\$23,468.00	5/22/2009	CDA GENERAL FUND PORTERVILLE PD TULARE CO DA	\$234.68 \$5,632.32 \$15,254.20 \$2,346.80
008-9717		\$1,874.21	5/22/2009	CDA GENERAL FUND PORTERVILLE PD TULARE CO DA	\$18.74 \$449.81 \$1,218.24 \$187.42
008-9977		\$2,538.84	5/22/2009	CDA GENERAL FUND PORTERVILLE PD TULARE CO DA	\$25.39 \$609.32 \$1,650.25 \$253.88
009-3526		\$2,171.44	9/25/2009	CDA GENERAL FUND PORTERVILLE PD TULARE CO DA	\$21.71 \$521.15 \$1,411.44 \$217.14
009-3679		\$747.00	8/7/2009	CDA GENERAL FUND TULARE CO DA TULARE PD	\$7.47 \$179.28 \$74.70 \$485.55
009-4003		\$137.83	9/11/2009	CDA GENERAL FUND TULARE CO DA TULARE PD	\$1.38 \$33.08 \$13.78 \$89.59
009-4006		\$107.72	9/11/2009	CDA GENERAL FUND TULARE CO DA TULARE PD	\$1.08 \$25.85 \$10.77 \$70.02



State of California
ASSET FORFEITURE REPORT - 2009

Table 3

Admin Number	Docket Number	Amount Forfeited	Date Disbursed	Recipient	Amount Disbursed
009-5103	09-232830	\$1,262.82	11/19/2009	CDA A	\$12.63
				GENERAL FUND	\$303.08
				PORTERVILLE PD	\$447.11
				TULARE CO DA	\$500.00
07-17376	07-225976	\$2,293.60	6/18/2009	CDA A	\$22.94
				GENERAL FUND	\$550.46
				TULARE CO DA	\$229.36
				VISALIA PD	\$1,490.84
07-20477	07-226325	\$1,305.09	4/8/2009	CDA A	\$13.05
				GENERAL FUND	\$313.22
				TULARE CO DA	\$500.00
				VISALIA PD	\$478.82
08-60016	08-228889	\$12,952.13	7/16/2009	CDA A	\$129.52
				DINUBA PD	\$5,893.22
				GENERAL FUND	\$3,108.51
				TULARE CO DA	\$1,295.22
				TULARE CO SO	\$2,525.66
08-70159	08-228876	\$10,311.37	7/16/2009	CDA A	\$103.11
				GENERAL FUND	\$2,474.71
				TULARE CO DA	\$1,031.22
				TULARE CO SO	\$6,702.33
08-80111	08-228549	\$3,548.46	5/4/2009	CDA A	\$35.48
				GENERAL FUND	\$851.63
				TULARE CO DA	\$354.85
				TULARE CO SO	\$2,306.50
AF-08-005		\$2,710.40	2/13/2009	CDA A	\$27.10
				GENERAL FUND	\$650.50
				LINDSAY PD	\$1,762.33
				TULARE CO DA	\$270.47
KI 2009-0015		\$7,503.17	8/7/2009	CDA A	\$75.03
				CORCORAN PD	\$2,438.53
				GENERAL FUND	\$1,800.76
				TF KINGS CO NTF-KCNTF	\$2,438.53
				TULARE CO DA	\$750.32
TG0801582	08-227294	\$9,745.36	11/13/2009	CDA A	\$97.45
				GENERAL FUND	\$2,338.89
				TULARE CO DA	\$974.54
				TULARE PD	\$6,334.48



State of California
ASSET FORFEITURE REPORT - 2009

Table 3

Admin Number	Docket Number	Amount Forfeited	Date Disbursed	Recipient	Amount Disbursed
TG0809324	08-230217	\$429.72	5/4/2009	CDA	\$4.30
				GENERAL FUND	\$103.13
				TULARE CO DA	\$322.29
TG0901372		\$13,371.69	6/5/2009	CDA	\$133.72
				GENERAL FUND	\$3,209.21
				TULARE CO DA	\$1,337.16
				TULARE PD	\$8,691.60
TG0905918	09-233457	\$782.68	1/7/2010	CDA	\$7.83
				GENERAL FUND	\$187.84
				TULARE CO DA	\$500.00
				TULARE PD	\$87.01
TULARE					\$107,044.62



State of California
ASSET FORFEITURE REPORT - 2009

Table 3

Admin Number	Docket Number	Amount Forfeited	Date Disbursed	Recipient	Amount Disbursed
TUOLUMNE					
06-2113		\$3,101.49	5/21/2009		
				CDA A	\$31.01
				DA OFFICE	\$310.15
				GENERAL FUND	\$744.36
				TUOLUMNE CO SO	\$2,015.97
06-2114		\$7,773.36	5/21/2009		
				CDA A	\$77.73
				DA OFFICE	\$777.34
				GENERAL FUND	\$1,865.61
				TUOLUMNE CO SO	\$5,052.68
07-3614		\$1,420.63	5/21/2009		
				CDA A	\$14.21
				DA OFFICE	\$142.06
				GENERAL FUND	\$340.95
				TUOLUMNE CO SO	\$923.41
08-2176		\$515.21	5/21/2009		
				CDA A	\$5.15
				DA OFFICE	\$51.52
				GENERAL FUND	\$123.65
				TUOLUMNE CO SO	\$334.89
09-0352		\$3,494.88	12/4/2009		
				CDA A	\$34.95
				DA OFFICE	\$349.49
				GENERAL FUND	\$838.77
				TUOLUMNE CO SO	\$2,271.67
09-1216		\$927.86	12/22/2009		
				15% - 11489	\$603.10
				CDA A	\$9.28
				DA OFFICE	\$92.79
				GENERAL FUND	\$222.69
TUOLUMNE					\$17,233.43



State of California
ASSET FORFEITURE REPORT - 2009

Table 3

Admin Number	Docket Number	Amount Forfeited	Date Disbursed	Recipient	Amount Disbursed
VENTURA					
FS06-047		\$4,557.31	8/20/2009	CDA A	\$45.58
				DA OFFICE	\$455.73
				GENERAL FUND	\$1,093.75
				OXNARD PD	\$2,962.25
FS07-044		\$575.35	10/7/2009	CDA A	\$5.75
				DA OFFICE	\$57.54
				GENERAL FUND	\$138.08
				VENTURA PD	\$373.98
FS07-049		\$6,562.22	7/13/2009	CDA A	\$65.63
				DA OFFICE	\$656.22
				GENERAL FUND	\$1,574.93
				VENTURA PD	\$4,265.44
FS07-068		\$5,289.00	8/7/2009	CDA A	\$52.89
				DA OFFICE	\$528.90
				GENERAL FUND	\$1,269.36
				VENTURA PD	\$3,437.85
FS07-105		\$68,555.15	1/20/2009	CDA A	\$685.55
				DA OFFICE	\$6,855.52
				GENERAL FUND	\$16,453.24
				VENTURA CO SO	\$44,560.84
FS07-106		\$46,036.99	8/20/2009	CDA A	\$460.37
				DA OFFICE	\$4,603.70
				GENERAL FUND	\$11,048.88
				OXNARD PD	\$29,924.04
FS08-010		\$13,152.43	10/7/2009	CDA A	\$131.52
				DA OFFICE	\$1,315.24
				GENERAL FUND	\$3,156.58
				VENTURA CO SO	\$8,549.09
FS08-012		\$3,738.33	3/3/2009	CDA A	\$37.38
				DA OFFICE	\$373.83
				GENERAL FUND	\$897.20
				VENTURA CO SO	\$2,429.92
FS08-027		\$947.71	8/20/2009	CDA A	\$9.48
				DA OFFICE	\$94.77
				GENERAL FUND	\$227.45
				PORT HUENEME PD	\$616.01



State of California
ASSET FORFEITURE REPORT - 2009

Table 3

Admin Number	Docket Number	Amount Forfeited	Date Disbursed	Recipient	Amount Disbursed
FS08-039		\$157,061.14	10/20/2009	CDA DA OFFICE GENERAL FUND VENTURA CO SO	\$1,570.61 \$15,706.11 \$37,694.67 \$102,089.75
FS08-042		\$5,930.40	6/22/2009	CDA DA OFFICE GENERAL FUND VENTURA CO SO	\$59.30 \$593.04 \$1,423.30 \$3,854.76
FS08-047		\$1,409.71	8/20/2009	CDA DA OFFICE GENERAL FUND PORT HUENEME PD	\$14.10 \$140.97 \$338.33 \$916.31
FS08-048		\$3,186.10	3/18/2009	CDA DA OFFICE GENERAL FUND VENTURA CO SO	\$31.86 \$318.61 \$764.66 \$2,070.97
FS08-051		\$33,054.80	1/13/2009	CDA DA OFFICE GENERAL FUND OXNARD PD	\$330.55 \$3,305.48 \$7,933.15 \$21,485.62
FS08-057		\$463.71	3/18/2009	CDA DA OFFICE GENERAL FUND VENTURA CO DA	\$4.64 \$46.37 \$111.29 \$301.41
FS08-058		\$2,866.71	1/13/2009	CDA DA OFFICE GENERAL FUND VENTURA CO DA	\$28.67 \$286.67 \$688.01 \$1,863.36
FS08-061		\$3,156.79	1/13/2009	CDA DA OFFICE GENERAL FUND VERNON PD	\$31.57 \$315.68 \$757.63 \$2,051.91
FS08-062		\$320.23	1/13/2009	CDA DA OFFICE GENERAL FUND VENTURA PD	\$3.20 \$32.02 \$76.86 \$208.15
FS08-063		\$621.11	2/12/2009	CDA	\$6.21



State of California
ASSET FORFEITURE REPORT - 2009

Table 3

Admin Number	Docket Number	Amount Forfeited	Date Disbursed	Recipient	Amount Disbursed
				DA OFFICE	\$62.11
				GENERAL FUND	\$149.07
				VENTURA CO SO	\$403.72
FS08-065		\$769.71	1/13/2009		
				CDA A	\$7.70
				DA OFFICE	\$76.97
				GENERAL FUND	\$184.73
				VENTURA CO SO	\$500.31
FS08-068		\$3,213.32	1/13/2009		
				CDA A	\$32.13
				DA OFFICE	\$321.33
				GENERAL FUND	\$771.20
				VENTURA PD	\$2,088.66
FS08-069		\$415.80	5/15/2009		
				CDA A	\$4.16
				DA OFFICE	\$41.58
				GENERAL FUND	\$99.79
				OXNARD PD	\$270.27
FS08-072		\$1,062.71	1/13/2009		
				CDA A	\$10.63
				DA OFFICE	\$106.27
				GENERAL FUND	\$255.05
				VENTURA CO SO	\$690.76
FS08-073		\$1,306.78	1/13/2009		
				CDA A	\$13.07
				DA OFFICE	\$130.68
				GENERAL FUND	\$313.63
				OXNARD PD	\$849.40
FS08-075		\$435.18	2/12/2009		
				CDA A	\$4.35
				DA OFFICE	\$43.52
				GENERAL FUND	\$104.44
				OXNARD PD	\$282.87
FS08-077		\$25,759.44	2/12/2009		
				CDA A	\$257.59
				DA OFFICE	\$2,575.94
				GENERAL FUND	\$6,182.27
				OXNARD PD	\$16,743.64
FS08-078		\$704.12	9/8/2009		
				CDA A	\$7.04
				DA OFFICE	\$70.41
				GENERAL FUND	\$168.99
				OXNARD PD	\$457.68
FS08-079		\$395.47	2/12/2009		
				CDA A	\$3.95
				DA OFFICE	\$39.55
				GENERAL FUND	\$94.91



State of California
ASSET FORFEITURE REPORT - 2009

Table 3

Admin Number	Docket Number	Amount Forfeited	Date Disbursed	Recipient	Amount Disbursed
FS08-080		\$2,101.65	2/12/2009	OXNARD PD	\$257.06
				CDA A	\$21.02
				DA OFFICE	\$210.17
				GENERAL FUND	\$504.40
FS08-081		\$19,785.71	1/13/2009	OXNARD PD	\$1,366.06
				CDA A	\$197.86
				DA OFFICE	\$1,978.57
				GENERAL FUND	\$4,748.57
FS08-085		\$640.14	1/13/2009	VENTURA CO SO	\$12,860.71
				CDA A	\$6.40
				DA OFFICE	\$64.01
				GENERAL FUND	\$153.63
FS08-087		\$2,496.71	4/18/2009	SIMI VALLEY PD	\$416.10
				CDA A	\$24.97
				DA OFFICE	\$249.67
				GENERAL FUND	\$599.21
FS08-088		\$1,327.71	3/18/2009	VENTURA CO SO	\$1,622.86
				CDA A	\$13.28
				DA OFFICE	\$132.77
				GENERAL FUND	\$318.65
FS08-089		\$243.80	2/12/2009	VENTURA CO SO	\$863.01
				CDA A	\$2.44
				DA OFFICE	\$24.38
				GENERAL FUND	\$58.51
FS08-090		\$3,871.90	2/12/2009	OXNARD PD	\$158.47
				CDA A	\$38.72
				DA OFFICE	\$387.19
				GENERAL FUND	\$929.26
FS08-092		\$10,541.71	1/13/2009	OXNARD PD	\$2,516.73
				CDA A	\$105.42
				DA OFFICE	\$1,054.17
				GENERAL FUND	\$2,530.01
FS08-094		\$1,142.13	2/12/2009	VENTURA CO SO	\$6,852.11
				CDA A	\$11.43
				DA OFFICE	\$114.21
				GENERAL FUND	\$274.11
				OXNARD PD	\$742.38



State of California
ASSET FORFEITURE REPORT - 2009

Table 3

Admin Number	Docket Number	Amount Forfeited	Date Disbursed	Recipient	Amount Disbursed
FS08-096		\$27,840.71	1/14/2009	CDA A	\$278.41
				DA OFFICE	\$2,784.07
				GENERAL FUND	\$6,681.77
				VENTURA CO SO	\$13,665.60
				VENTURA CO SO	\$4,430.86
FS08-097		\$817.99	8/7/2009	CDA A	\$8.18
				DA OFFICE	\$81.80
				GENERAL FUND	\$196.32
				VENTURA PD	\$531.69
FS08-100		\$1,034.71	1/29/2009	CDA A	\$10.35
				DA OFFICE	\$103.47
				GENERAL FUND	\$248.33
				VENTURA CO SO	\$672.56
FS08-101		\$5,542.71	1/29/2009	CDA A	\$55.43
				DA OFFICE	\$554.27
				GENERAL FUND	\$1,330.25
				VENTURA CO DA	\$3,602.76
FS08-103		\$914.71	1/13/2009	CDA A	\$9.15
				DA OFFICE	\$91.47
				GENERAL FUND	\$219.53
				VENTURA CO SO	\$594.56
FS08-104		\$2,106.70	2/12/2009	CDA A	\$21.06
				DA OFFICE	\$210.67
				GENERAL FUND	\$505.61
				VENTURA PD	\$1,369.36
FS08-105		\$2,484.89	2/12/2009	CDA A	\$24.85
				DA OFFICE	\$248.49
				GENERAL FUND	\$596.37
				VENTURA PD	\$1,615.18
FS08-107		\$1,144.71	8/20/2009	CDA A	\$11.45
				DA OFFICE	\$114.47
				GENERAL FUND	\$274.73
				OXNARD PD	\$744.06
FS08-109		\$1,094.50	6/10/2009	CDA A	\$10.94
				DA OFFICE	\$109.50
				GENERAL FUND	\$262.79
				VENTURA CO DA	\$711.27



State of California
ASSET FORFEITURE REPORT - 2009

Table 3

Admin Number	Docket Number	Amount Forfeited	Date Disbursed	Recipient	Amount Disbursed
FS08-110		\$1,365.71	4/9/2009	CDA A	\$13.66
				DA OFFICE	\$136.57
				GENERAL FUND	\$327.77
				PORT HUENEME PD	\$887.71
FS08-112		\$2,730.00	4/1/2009	CDA A	\$27.29
				DA OFFICE	\$273.00
				GENERAL FUND	\$655.20
				VENTURA CO DA	\$1,774.51
FS08-114		\$4,805.77	10/27/2009	CDA A	\$48.06
				DA OFFICE	\$480.58
				GENERAL FUND	\$1,153.38
				VENTURA CO SO	\$3,123.75
FS08-116		\$744.00	4/1/2009	CDA A	\$7.44
				CHP-VENTURA	\$483.60
				DA OFFICE	\$74.40
				GENERAL FUND	\$178.56
FS08-117		\$1,339.96	4/17/2009	CDA A	\$13.40
				DA OFFICE	\$134.00
				GENERAL FUND	\$321.59
				SIMI VALLEY PD	\$870.97
FS09-001		\$744.96	5/1/2009	CDA A	\$7.45
				DA OFFICE	\$74.50
				GENERAL FUND	\$178.79
				VENTURA CO SO	\$484.22
FS09-002		\$174.96	5/1/2009	CDA A	\$1.74
				DA OFFICE	\$17.50
				GENERAL FUND	\$41.99
				VENTURA CO DA	\$113.73
FS09-003		\$641.96	5/1/2009	CDA A	\$6.42
				DA OFFICE	\$64.20
				GENERAL FUND	\$154.07
				VENTURA CO DA	\$417.27
FS09-004		\$3,804.88	6/25/2009	CDA A	\$38.06
				DA OFFICE	\$380.59
				GENERAL FUND	\$913.41
				OXNARD PD	\$2,472.82
FS09-005		\$608.17	6/25/2009	CDA A	\$6.08



State of California
ASSET FORFEITURE REPORT - 2009

Table 3

Admin Number	Docket Number	Amount Forfeited	Date Disbursed	Recipient	Amount Disbursed
				DA OFFICE	\$60.82
				GENERAL FUND	\$145.96
				OXNARD PD	\$395.31
FS09-006		\$767.16	6/25/2009		
				CDA A	\$7.67
				DA OFFICE	\$76.72
				GENERAL FUND	\$184.12
				OXNARD PD	\$498.65
FS09-007		\$4,169.17	10/27/2009		
				CDA A	\$41.69
				DA OFFICE	\$416.92
				GENERAL FUND	\$1,000.60
				VENTURA CO SO	\$2,709.96
FS09-008		\$627.91	7/13/2009		
				CDA A	\$6.28
				DA OFFICE	\$62.79
				GENERAL FUND	\$150.70
				OXNARD PD	\$408.14
FS09-009		\$894.35	7/13/2009		
				CDA A	\$8.94
				DA OFFICE	\$89.44
				GENERAL FUND	\$214.64
				OXNARD PD	\$581.33
FS09-012		\$1,459.11	8/20/2009		
				CDA A	\$14.59
				DA OFFICE	\$145.91
				GENERAL FUND	\$350.19
				OXNARD PD	\$948.42
FS09-013		\$980.11	7/13/2009		
				CDA A	\$9.80
				DA OFFICE	\$98.01
				GENERAL FUND	\$235.23
				OXNARD PD	\$637.07
FS09-014		\$295.96	6/10/2009		
				CDA A	\$2.95
				DA OFFICE	\$29.60
				GENERAL FUND	\$71.03
				VENTURA CO SO	\$192.38
FS09-015		\$1,574.96	6/10/2009		
				CDA A	\$15.74
				DA OFFICE	\$157.50
				GENERAL FUND	\$377.99
				VENTURA CO DA	\$1,023.73
FS09-016		\$2,085.98	6/25/2009		
				CDA A	\$20.86
				DA OFFICE	\$208.60
				GENERAL FUND	\$500.64



State of California
ASSET FORFEITURE REPORT - 2009

Table 3

Admin Number	Docket Number	Amount Forfeited	Date Disbursed	Recipient	Amount Disbursed
				VENTURA CO DA	\$1,355.88
FS09-017		\$827.59	6/25/2009		
				CDA A	\$8.28
				DA OFFICE	\$82.76
				GENERAL FUND	\$198.62
				VENTURA CO DA	\$537.93
FS09-018		\$2,084.56	10/27/2009		
				CDA A	\$20.85
				DA OFFICE	\$208.46
				GENERAL FUND	\$500.29
				VENTURA CO SO	\$1,354.96
FS09-019		\$9,855.59	6/25/2009		
				CDA A	\$98.56
				DA OFFICE	\$985.56
				GENERAL FUND	\$2,365.34
				VENTURA CO SO	\$6,406.13
FS09-020		\$2,265.59	6/25/2009		
				CDA A	\$22.65
				DA OFFICE	\$226.56
				GENERAL FUND	\$543.74
				VENTURA CO SO	\$1,472.64
FS09-021		\$540.71	7/13/2009		
				CDA A	\$5.41
				DA OFFICE	\$54.07
				GENERAL FUND	\$129.77
				VENTURA PD	\$351.46
FS09-023		\$833.68	10/27/2009		
				CDA A	\$8.34
				CHP-VENTURA	\$402.14
				CHP-VENTURA	\$139.75
				DA OFFICE	\$83.37
				GENERAL FUND	\$200.08
FS09-025		\$1,112.08	8/7/2009		
				CDA A	\$11.12
				DA OFFICE	\$111.21
				GENERAL FUND	\$266.90
				VENTURA PD	\$722.85
FS09-027		\$271.59	8/20/2009		
				CDA A	\$2.72
				DA OFFICE	\$27.16
				GENERAL FUND	\$65.18
				VENTURA CO SO	\$176.53
FS09-028		\$470.82	7/13/2009		
				CDA A	\$4.71
				DA OFFICE	\$47.08
				GENERAL FUND	\$113.00
				VENTURA PD	\$306.03



State of California
ASSET FORFEITURE REPORT - 2009

Table 3

Admin Number	Docket Number	Amount Forfeited	Date Disbursed	Recipient	Amount Disbursed
FS09-029		\$503.99	8/7/2009	CDA	\$5.04
				DA OFFICE	\$50.40
				GENERAL FUND	\$120.96
				VENTURA CO SO	\$327.59
FS09-030		\$1,282.17	7/13/2009	CDA	\$12.82
				DA OFFICE	\$128.22
				GENERAL FUND	\$307.72
				VENTURA PD	\$833.41
FS09-031		\$593.15	8/20/2009	CDA	\$5.92
				DA OFFICE	\$59.32
				GENERAL FUND	\$142.36
				OXNARD PD	\$385.55
FS09-033		\$295.59	8/20/2009	CDA	\$2.96
				DA OFFICE	\$29.56
				GENERAL FUND	\$70.94
				VENTURA CO SO	\$192.13
FS09-034		\$1,398.59	8/20/2009	CDA	\$13.99
				DA OFFICE	\$139.86
				GENERAL FUND	\$335.66
				VENTURA CO SO	\$909.08
FS09-041		\$202.41	8/20/2009	CDA	\$2.02
				DA OFFICE	\$20.24
				GENERAL FUND	\$48.58
				OXNARD PD	\$131.57
FS09-042		\$475.59	8/20/2009	CDA	\$4.76
				DA OFFICE	\$47.56
				GENERAL FUND	\$114.14
				VENTURA CO SO	\$309.13
FS09-043		\$1,089.40	9/8/2009	CDA	\$10.89
				CHP-VENTURA	\$708.11
				DA OFFICE	\$108.94
				GENERAL FUND	\$261.46
FS09-044		\$575.12	8/20/2009	CDA	\$5.75
				DA OFFICE	\$57.51
				GENERAL FUND	\$138.03
				VENTURA CO SO	\$373.83
FS09-045		\$18,897.59	8/20/2009	CDA	\$188.97



State of California
ASSET FORFEITURE REPORT - 2009

Table 3

Admin Number	Docket Number	Amount Forfeited	Date Disbursed	Recipient	Amount Disbursed
				DA OFFICE	\$1,889.76
				GENERAL FUND	\$4,535.42
				VENTURA CO SO	\$12,283.44
FS09-048		\$2,691.59	8/20/2009		
				CDA A	\$26.92
				DA OFFICE	\$269.16
				GENERAL FUND	\$645.98
				VENTURA CO SO	\$1,749.53
FS09-050		\$6,108.55	12/10/2009		
				CDA A	\$61.09
				DA OFFICE	\$610.86
				GENERAL FUND	\$1,466.05
				VENTURA CO SO	\$3,970.55
FS09-052		\$963.39	9/8/2009		
				CDA A	\$9.64
				DA OFFICE	\$96.34
				GENERAL FUND	\$231.21
				OXNARD PD	\$626.20
FS09-053		\$896.47	10/27/2009		
				CDA A	\$8.96
				DA OFFICE	\$89.65
				GENERAL FUND	\$215.15
				VENTURA CO SO	\$582.71
FS09-054		\$1,335.12	8/7/2009		
				CDA A	\$13.35
				DA OFFICE	\$133.51
				GENERAL FUND	\$320.43
				PORT HUENEME PD	\$867.83
FS09-055		\$1,429.47	10/27/2009		
				CDA A	\$14.30
				DA OFFICE	\$142.95
				GENERAL FUND	\$343.07
				VENTURA CO SO	\$929.15
FS09-057		\$4,889.09	10/27/2009		
				CDA A	\$48.89
				DA OFFICE	\$488.91
				GENERAL FUND	\$1,173.38
				VENTURA CO SO	\$3,177.91
VENTURA					\$568,385.38



State of California
ASSET FORFEITURE REPORT - 2009

Table 3

Admin Number	Docket Number	Amount Forfeited	Date Disbursed	Recipient	Amount Disbursed
YOLO					
04-85213A	PT04-963	\$642.00	1/30/2009	CDA A	\$6.42
				DA OFFICE	\$64.20
				GENERAL FUND	\$154.08
				WEST SACRAMENTO PD	\$417.30
04-85213B	PT04-962	\$493.00	1/30/2009	CDA A	\$4.93
				DA OFFICE	\$49.30
				GENERAL FUND	\$118.32
				WEST SACRAMENTO PD	\$320.45
04-85224	PT04-1725	\$1,083.00	11/5/2009	CDA A	\$10.83
				DA OFFICE	\$108.30
				GENERAL FUND	\$259.92
				YOLO NARC ENF TEAM	\$703.95
04-85233	PT04-1815	\$648.00	12/15/2009	CDA A	\$6.48
				DA OFFICE	\$64.80
				GENERAL FUND	\$155.52
				WEST SACRAMENTO PD	\$421.20
05-85232	PT05-383	\$1,203.00	12/17/2009	CDA A	\$12.03
				DA OFFICE	\$120.30
				GENERAL FUND	\$288.72
				WOODLAND PD	\$781.95
05-85234	PT05-069	\$1,442.00	8/12/2009	CDA A	\$14.42
				DA OFFICE	\$144.20
				GENERAL FUND	\$346.08
				WEST SACRAMENTO PD	\$937.30
05-85239	PT05-190	\$1,744.60	4/28/2009	CDA A	\$17.45
				DA OFFICE	\$174.46
				GENERAL FUND	\$418.70
				WEST SACRAMENTO PD	\$1,133.99
05-85259	PT05-1162	\$507.21	3/2/2009	CDA A	\$5.07
				DA OFFICE	\$50.72
				GENERAL FUND	\$121.73
				YOLO NARC ENF TEAM	\$329.69
05-85290	G06-054	\$2,476.60	1/12/2009	CDA A	\$24.77
				DA OFFICE	\$247.66
				GENERAL FUND	\$594.38
				WEST SACRAMENTO PD	\$1,609.79



State of California
ASSET FORFEITURE REPORT - 2009

Table 3

Admin Number	Docket Number	Amount Forfeited	Date Disbursed	Recipient	Amount Disbursed
06-85293	PT06-318	\$1,043.00	9/3/2009	CDA	\$10.43
				DA OFFICE	\$104.30
				GENERAL FUND	\$250.32
				YOLO NARC ENF TEAM	\$677.95
06-85306	PT06-965	\$833.00	3/20/2009	CDA	\$8.33
				DA OFFICE	\$83.30
				GENERAL FUND	\$199.92
				WOODLAND PD	\$541.45
07-85359	PT07-963	\$303.00	7/6/2009	CDA	\$3.03
				DA OFFICE	\$30.30
				GENERAL FUND	\$72.72
				YOLO NARC ENF TEAM	\$196.95
07-85360	PT07-1085	\$2,002.20	1/8/2009	CDA	\$20.02
				DA OFFICE	\$200.22
				GENERAL FUND	\$480.53
				WOODLAND PD	\$1,301.43
07-85362	PT07-994	\$280.00	9/9/2009	CDA	\$2.80
				DA OFFICE	\$28.00
				GENERAL FUND	\$67.20
				YOLO NARC ENF TEAM	\$182.00
07-85363	PT07-1392	\$553.00	8/27/2009	CDA	\$5.53
				DA OFFICE	\$55.30
				GENERAL FUND	\$132.72
				YOLO NARC ENF TEAM	\$359.45
07-85371	PT07-1283	\$336.60	1/9/2009	CDA	\$3.37
				DA OFFICE	\$33.66
				GENERAL FUND	\$80.78
				WEST SACRAMENTO PD	\$218.79
07-85376	PT07-1006	\$647.00	9/25/2009	CDA	\$6.47
				DA OFFICE	\$64.70
				GENERAL FUND	\$155.28
				WEST SACRAMENTO PD	\$420.55
07-85380	PT07-2159	\$670.97	6/22/2009	CDA	\$6.71
				DA OFFICE	\$67.10
				GENERAL FUND	\$161.03
				WEST SACRAMENTO PD	\$436.13
07-85381A	PT07-2022	\$2,183.80	6/24/2009	CDA	\$21.84



State of California
ASSET FORFEITURE REPORT - 2009

Table 3

Admin Number	Docket Number	Amount Forfeited	Date Disbursed	Recipient	Amount Disbursed
				DA OFFICE	\$218.38
				GENERAL FUND	\$524.11
				WEST SACRAMENTO PD	\$1,419.47
07-85381B	PT07-2006	\$3,403.00	3/23/2009		
				CDA A	\$34.03
				DA OFFICE	\$340.30
				GENERAL FUND	\$816.72
				WEST SACRAMENTO PD	\$2,211.95
07-85384	PT07-2471	\$824.60	9/3/2009		
				CDA A	\$8.25
				DA OFFICE	\$82.46
				GENERAL FUND	\$197.90
				YOLO NARC ENF TEAM	\$535.99
07-85390	PT07-2718	\$827.50	12/10/2009		
				CDA A	\$8.28
				DA OFFICE	\$82.74
				GENERAL FUND	\$198.60
				WEST SACRAMENTO PD	\$537.88
07-85393	PT07-2605	\$85.00	12/17/2009		
				CDA A	\$0.85
				DA OFFICE	\$8.50
				GENERAL FUND	\$20.40
				WEST SACRAMENTO PD	\$55.25
08-85396	PT08-762	\$2,055.00	1/8/2009		
				CDA A	\$20.55
				DA OFFICE	\$205.50
				GENERAL FUND	\$493.20
				WEST SACRAMENTO PD	\$1,335.75
08-85398	PT08-487	\$2,983.00	7/6/2009		
				CDA A	\$29.83
				DA OFFICE	\$298.30
				GENERAL FUND	\$715.92
				YOLO NARC ENF TEAM	\$1,938.95
08-85401	PT08-465	\$984.00	1/9/2009		
				CDA A	\$9.84
				DA OFFICE	\$98.40
				GENERAL FUND	\$236.16
				WOODLAND PD	\$639.60
08-85403	PT08-681	\$2,794.00	10/9/2009		
				CDA A	\$27.94
				DA OFFICE	\$279.40
				GENERAL FUND	\$670.56
				WEST SACRAMENTO PD	\$1,816.10
08-85416		\$583.00	1/21/2009		
				CDA A	\$5.83
				DA OFFICE	\$58.30
				GENERAL FUND	\$139.92



State of California
ASSET FORFEITURE REPORT - 2009

Table 3

Admin Number	Docket Number	Amount Forfeited	Date Disbursed	Recipient	Amount Disbursed
08-85427	PT08-3343	\$1,544.00	4/10/2009	WEST SACRAMENTO PD	\$378.95
				CDA A	\$15.44
				DA OFFICE	\$154.40
				GENERAL FUND	\$370.56
				WOODLAND PD	\$1,003.60
08-85429		\$743.00	7/31/2009		
				CDA A	\$7.43
				DA OFFICE	\$74.30
				GENERAL FUND	\$178.32
				WINTERS PD	\$482.95
08-85430		\$639.00	7/31/2009		
				CDA A	\$6.39
				DA OFFICE	\$63.90
				DAVIS PD	\$415.35
				GENERAL FUND	\$153.36
08-85431		\$964.00	7/31/2009		
				CDA A	\$9.64
				DA OFFICE	\$96.40
				GENERAL FUND	\$231.36
				WEST SACRAMENTO PD	\$626.60
09-85432	PT09-253	\$989.00	12/22/2009		
				CDA A	\$9.89
				DA OFFICE	\$98.90
				GENERAL FUND	\$237.36
				YOLO NARC ENF TEAM	\$642.85
09-85434A	PT09-688	\$732.00	9/3/2009		
				CDA A	\$7.32
				CHP	\$475.80
				DA OFFICE	\$73.20
				GENERAL FUND	\$175.68
09-85434B	PT09-575	\$668.00	9/3/2009		
				CDA A	\$6.68
				CHP	\$434.20
				DA OFFICE	\$66.80
				GENERAL FUND	\$160.32
09-85435		\$451.00	7/31/2009		
				CDA A	\$4.51
				DA OFFICE	\$45.10
				GENERAL FUND	\$108.24
				WEST SACRAMENTO PD	\$293.15
09-85436		\$1,603.00	10/9/2009		
				CDA A	\$16.03
				DA OFFICE	\$160.30
				GENERAL FUND	\$384.72
				WEST SACRAMENTO PD	\$1,041.95



State of California
ASSET FORFEITURE REPORT - 2009

Table 3

Admin Number	Docket Number	Amount Forfeited	Date Disbursed	Recipient	Amount Disbursed
09-85437	PT09-1044	\$463.00	6/25/2009	CDA DA OFFICE GENERAL FUND WEST SACRAMENTO PD	\$4.63 \$46.30 \$111.12 \$300.95
09-85438		\$454.00	7/31/2009	CDA DA OFFICE GENERAL FUND YOLO NARC ENF TEAM	\$4.54 \$45.40 \$108.96 \$295.10
09-85441A		\$1,056.00	7/31/2009	CDA DA OFFICE GENERAL FUND WEST SACRAMENTO PD	\$10.56 \$105.60 \$253.44 \$686.40
09-85441B		\$956.00	7/31/2009	CDA DA OFFICE GENERAL FUND WEST SACRAMENTO PD	\$9.56 \$95.60 \$229.44 \$621.40
09-85441C		\$604.00	10/14/2009	CDA DA OFFICE GENERAL FUND WEST SACRAMENTO PD	\$6.04 \$60.40 \$144.96 \$392.60
09-85444		\$313.00	12/23/2009	CDA DA OFFICE GENERAL FUND YOLO NARC ENF TEAM	\$3.13 \$31.30 \$75.12 \$203.45
09-85445A		\$943.00	10/14/2009	CDA DA OFFICE GENERAL FUND YOLO NARC ENF TEAM	\$9.43 \$94.30 \$226.32 \$612.95
09-85445B		\$297.00	10/14/2009	CDA DA OFFICE GENERAL FUND YOLO NARC ENF TEAM	\$2.97 \$29.70 \$71.28 \$193.05
09-85451		\$2,440.00	12/23/2009	CDA DA OFFICE GENERAL FUND YOLO CO SO	\$24.40 \$244.00 \$585.60 \$1,586.00
09-85452		\$418.00	12/23/2009	CDA	\$4.18



State of California
ASSET FORFEITURE REPORT - 2009

Table 3

Admin Number	Docket Number	Amount Forfeited	Date Disbursed	Recipient	Amount Disbursed
				DA OFFICE	\$41.80
				GENERAL FUND	\$100.32
				YOLO CO SO	\$271.70
YOLO					\$49,908.08



State of California
ASSET FORFEITURE REPORT - 2009

Table 3

Admin Number	Docket Number	Amount Forfeited	Date Disbursed	Recipient	Amount Disbursed
YUBA					
N04-093	YCMC CV G 084-230	\$1,542.80	6/26/2009	15% - 11489	\$150.42
				CDAA	\$15.43
				DA OFFICE	\$154.28
				GENERAL FUND	\$370.27
				TF NET-5	\$852.40
N05-116		\$740.31	2/26/2009	15% - 11489	\$72.18
				CDAA	\$7.40
				DA OFFICE	\$74.04
				GENERAL FUND	\$177.67
				TF NET-5	\$409.02
N06-045		\$844.22	6/26/2009	15% - 11489	\$82.31
				CDAA	\$8.44
				DA OFFICE	\$84.43
				GENERAL FUND	\$202.61
				TF NET-5	\$466.43
N06-133		\$2,215.45	2/26/2009	15% - 11489	\$216.00
				CDAA	\$22.15
				DA OFFICE	\$221.57
				GENERAL FUND	\$531.70
				TF NET-5	\$1,224.03
N06-144		\$25,035.87	2/26/2009	15% - 11489	\$2,441.00
				CDAA	\$250.36
				DA OFFICE	\$2,503.58
				GENERAL FUND	\$6,008.61
				TF NET-5	\$13,832.32
N06-147		\$2,323.25	2/26/2009	15% - 11489	\$226.52
				CDAA	\$23.23
				DA OFFICE	\$232.32
				GENERAL FUND	\$557.58
				TF NET-5	\$1,283.60
N06-156		\$1,178.71	2/26/2009	15% - 11489	\$114.92
				CDAA	\$11.79
				DA OFFICE	\$117.87
				GENERAL FUND	\$282.89
				TF NET-5	\$651.24
N06-168		\$4,068.21	2/26/2009	15% - 11489	\$396.65
				CDAA	\$40.68
				DA OFFICE	\$406.82



State of California
ASSET FORFEITURE REPORT - 2009

Table 3

Admin Number	Docket Number	Amount Forfeited	Date Disbursed	Recipient	Amount Disbursed
				GENERAL FUND	\$976.37
				TF NET-5	\$2,247.69
N06-177		\$2,493.29	6/26/2009	15% - 11489	\$243.10
				CDA A	\$24.93
				DA OFFICE	\$249.33
				GENERAL FUND	\$598.39
				TF NET-5	\$1,377.54
N07-067		\$2,970.52	2/26/2009	15% - 11489	\$289.63
				CDA A	\$29.71
				DA OFFICE	\$297.05
				GENERAL FUND	\$712.92
				TF NET-5	\$1,641.21
N07-072	YCMC CV G 08-84	\$836.51	2/26/2009	15% - 11489	\$81.56
				CDA A	\$8.37
				DA OFFICE	\$83.65
				GENERAL FUND	\$200.76
				TF NET-5	\$462.17
N07-081		\$774.04	2/26/2009	15% - 11489	\$75.47
				CDA A	\$7.74
				DA OFFICE	\$77.40
				GENERAL FUND	\$185.77
				TF NET-5	\$427.66
N07-085A		\$5,078.69	6/26/2009	15% - 11489	\$495.17
				CDA A	\$50.79
				DA OFFICE	\$507.89
				GENERAL FUND	\$1,218.86
				TF NET-5	\$2,805.98
N07-085B		\$646.34	6/26/2009	15% - 11489	\$63.02
				CDA A	\$6.46
				DA OFFICE	\$64.64
				GENERAL FUND	\$155.12
				TF NET-5	\$357.10
N08-002		\$1,459.93	2/26/2009	15% - 11489	\$142.34
				CDA A	\$14.60
				DA OFFICE	\$146.00
				GENERAL FUND	\$350.38
				TF NET-5	\$806.61
N08-014		\$8,332.98	6/26/2009	15% - 11489	\$812.47
				CDA A	\$83.33



State of California
ASSET FORFEITURE REPORT - 2009

Table 3

Admin Number	Docket Number	Amount Forfeited	Date Disbursed	Recipient	Amount Disbursed
				DA OFFICE	\$833.29
				GENERAL FUND	\$1,999.92
				TF NET-5	\$4,603.97
N08-027		\$545.28	2/26/2009	15% - 11489	\$53.16
				CDA A	\$5.45
				DA OFFICE	\$54.53
				GENERAL FUND	\$130.87
				TF NET-5	\$301.27
N08-062		\$1,205.98	2/26/2009	15% - 11489	\$117.58
				CDA A	\$12.06
				DA OFFICE	\$120.60
				GENERAL FUND	\$289.44
				TF NET-5	\$666.30
N98-2328		\$3,709.40	2/26/2009	15% - 11489	\$361.67
				CDA A	\$37.09
				DA OFFICE	\$370.94
				GENERAL FUND	\$890.26
				TF NET-5	\$2,049.44
YUBA					\$66,001.78